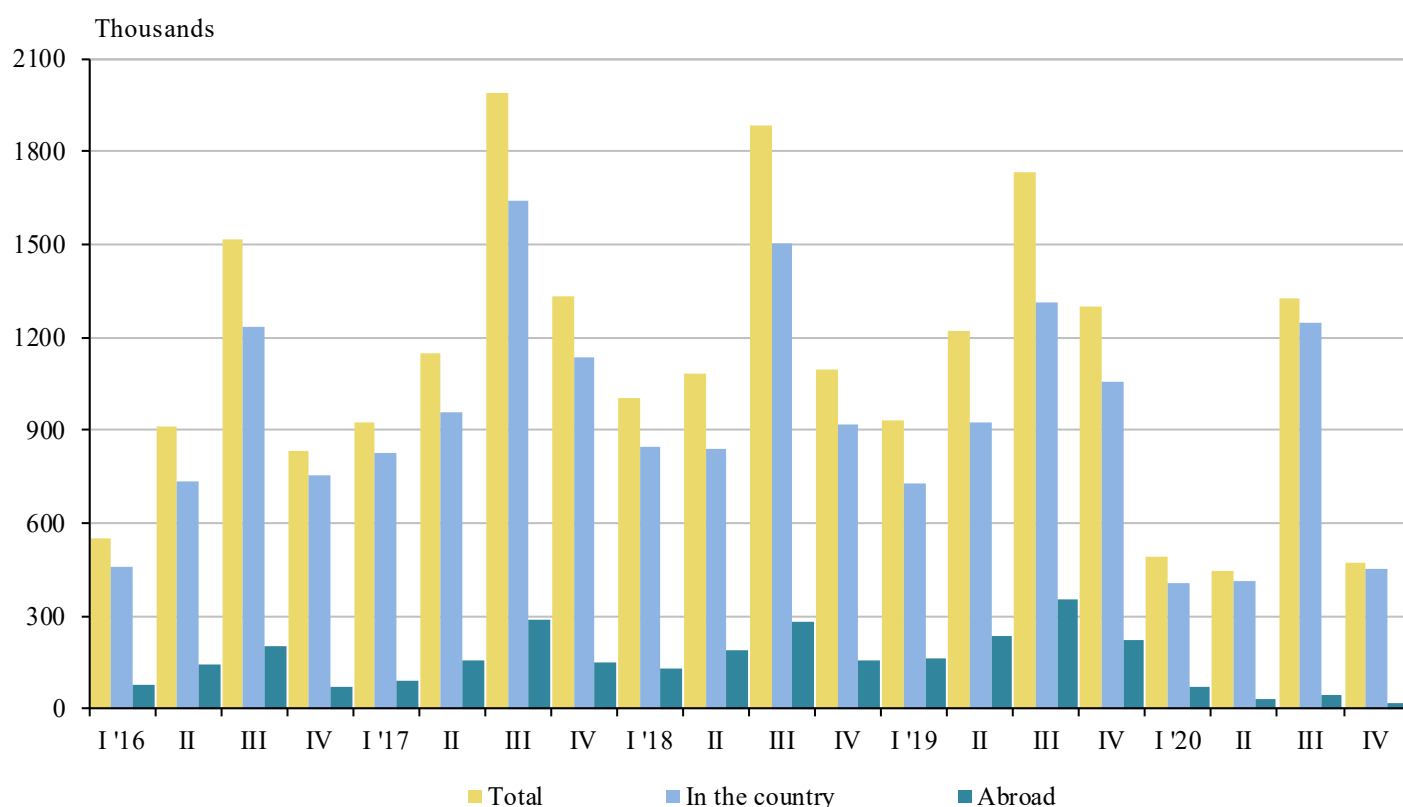


## **TOURIST TRIPS AND TOURISM-RELATED EXPENDITURE OF THE POPULATION IN FOURTH QUARTER OF 2020 (PRELIMINARY DATA)**

In the fourth quarter of 2020, during the continuing epidemic situation in the country, 471.8 thousand Bulgarian residents<sup>1</sup> made tourist trips<sup>2</sup>. The majority - 95.4% of them travelled only within the country, 3.9% - only abroad and 0.7% - both in the country and abroad. The total number of the travelled persons aged 15 and over was by 63.8% less compared to the same quarter of 2019, as a collapse in the number of the Bulgarian residents travelled in the country - by 57.4%, as well as in the number of persons travelled abroad by 91.7% was observed. As regards the number of persons travelled both in the country and abroad, the drop was by 86.5% (Figure 1).

**Figure 1. Travelled persons aged 15 and over by quarters**

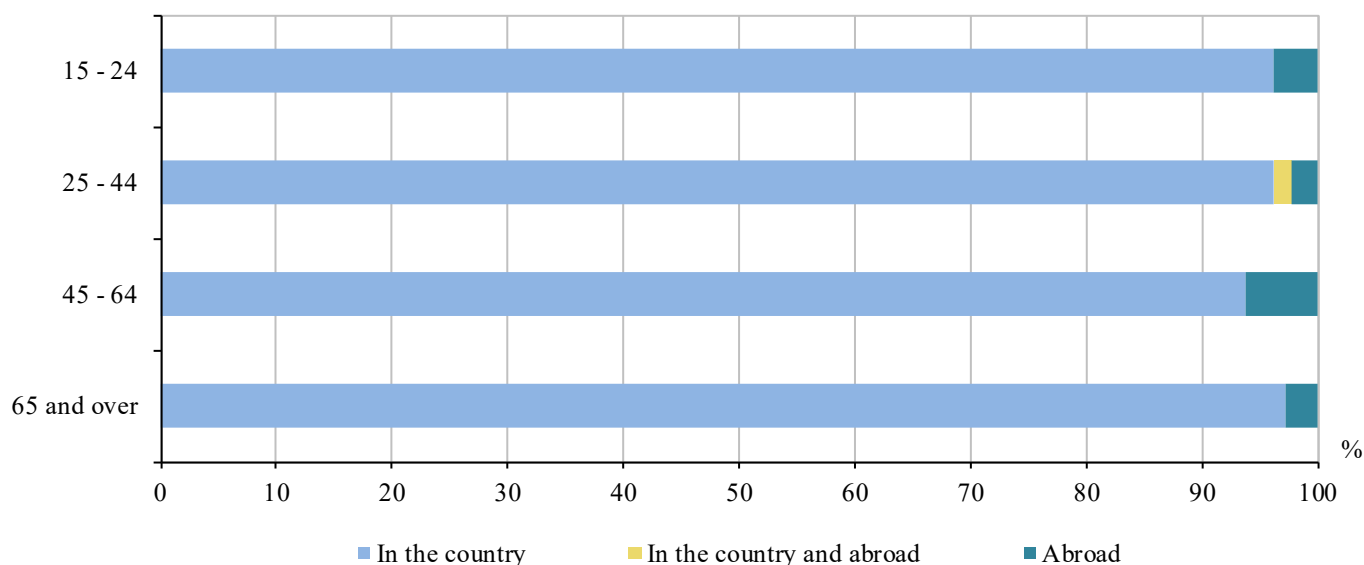


In the fourth quarter of 2020, most Bulgarians aged 25 - 44 years travelled - 208.2 thousand or 44.1% of all travelled persons. In all age groups predominated the share of the trips in the country, as the highest was the share among persons aged 65 and over - 97.3% from the travelled in this age group. About the trips abroad, the share of residents aged 45 - 64 was the highest - 6.2% of travelled in the respective group (Figure 2).

<sup>1</sup> The objects of the survey are the residents of 15 years age and over.

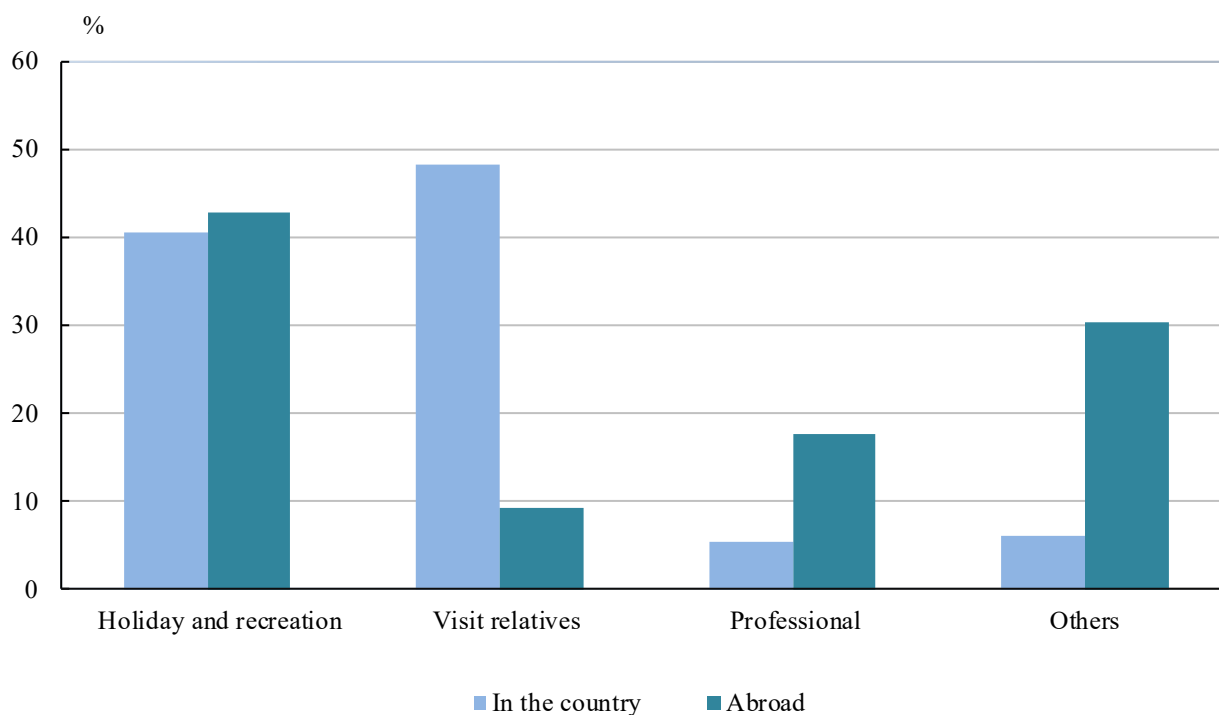
<sup>2</sup> It included trips with private and professional purposes.

**Figure 2. Travelled persons aged 15 and over by age groups in fourth quarter of 2020**



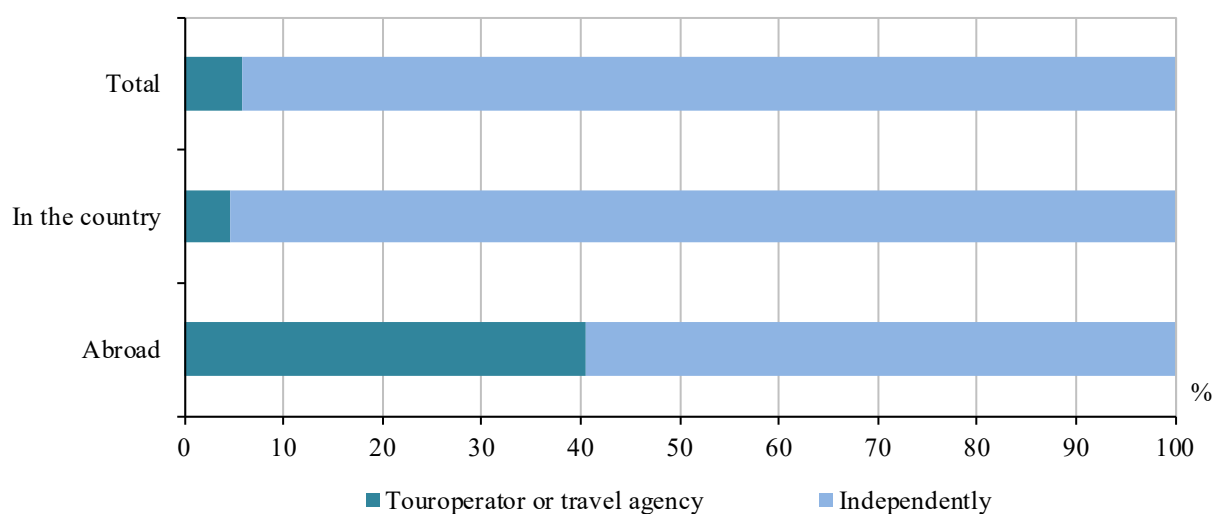
The majority of tourist trips of persons aged 15 and over in the country were for ‘visit relatives’ - 48.3%, while abroad the most were those with ‘holiday and recreation’ - 42.7% from all realized trips (Figure 3).

**Figure 3. Structure of the tourist trips by purposes in the country and abroad in fourth quarter of 2020**



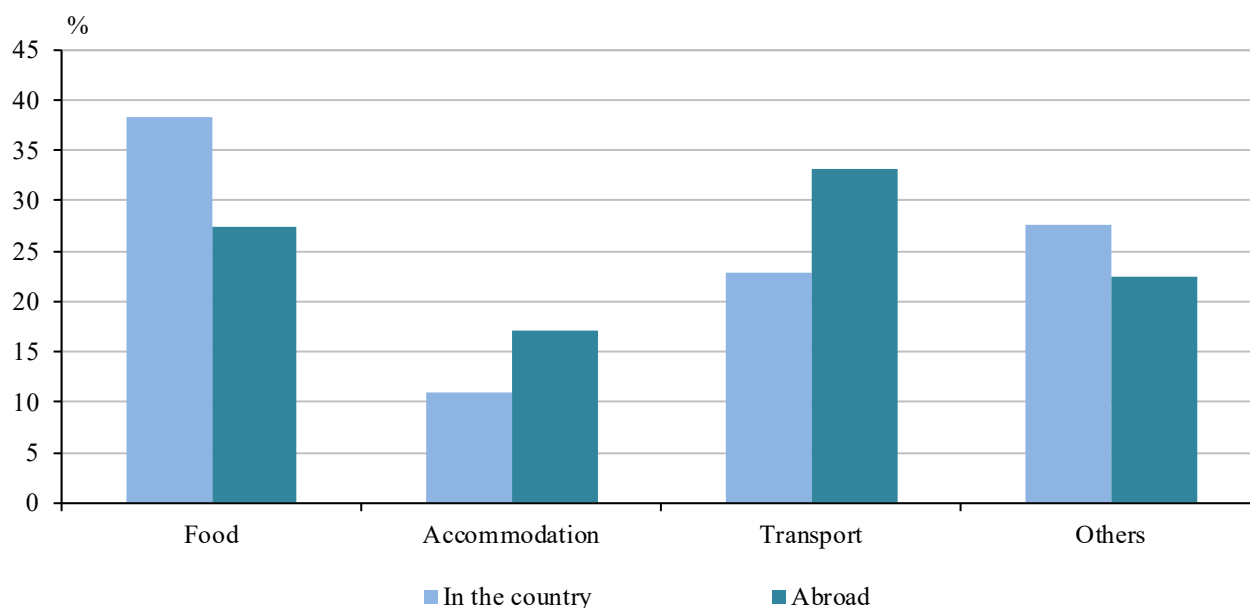
In the fourth quarter of 2020, 614.1 thousand or 94.2% of the total number of the private tourist trips were registered as an independent. The relative share of the independent travels without booking of the trip in the country was 95.4%, while those abroad - 59.5% (Figure 4).

**Figure 4. Tourist trips with private purpose by arrangement of the trip in fourth quarter of 2020**



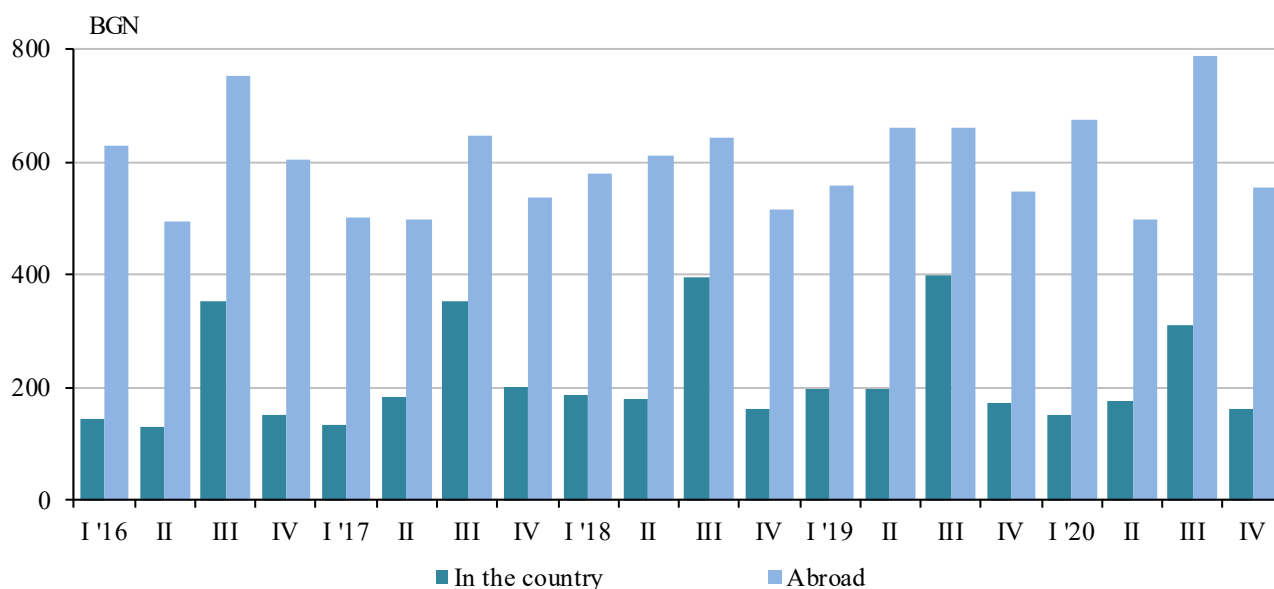
In the structure of the expenditure by type with highest relative share was the expenditure on food in domestic trips - 38.4%, while in outbound trips was on transport - 33.1% (Figure 5).

**Figure 5. Structure of the expenditure for domestic and outbound tourist trips in fourth quarter of 2020**



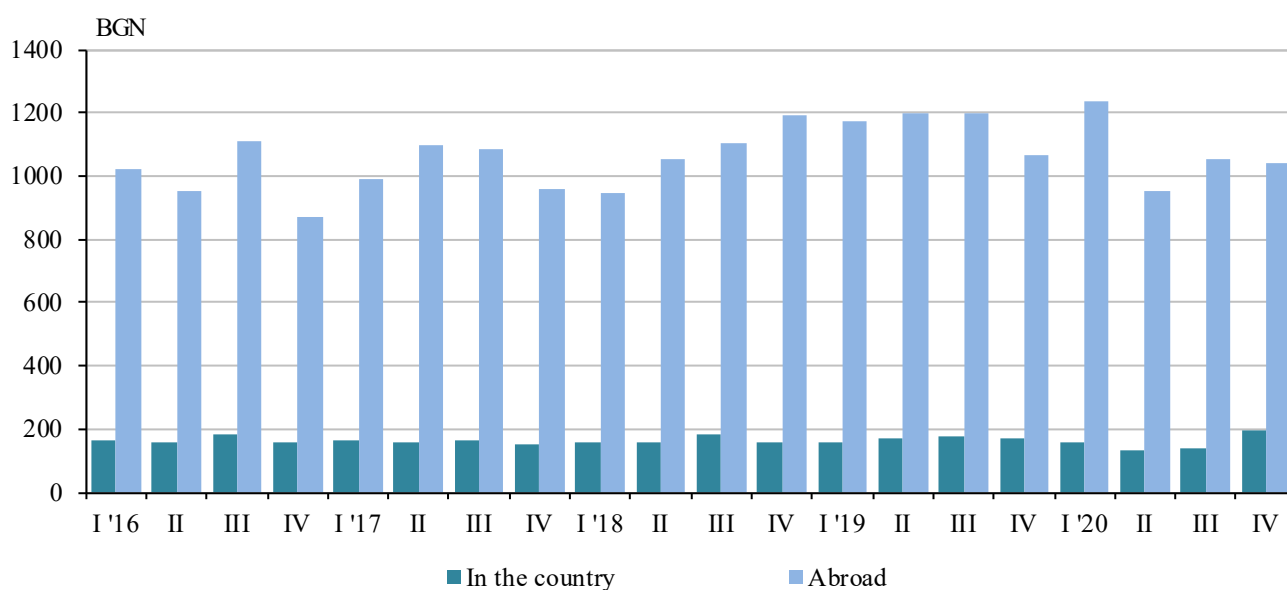
In the fourth quarter of 2020 a person aged 15 and over spent on the average for private trip 162.67 BGN in the country and 554.33 BGN for private trip abroad (Figure 6).

**Figure 6. The average expenditure for private trips per person by quarters**



At the same time the average expenditure per person for professional trip was 196.88 BGN for domestic trip and 1 040.74 BGN for professional outbound trip (Figure 7).

**Figure 7. The average expenditure for professional trips per person by quarters**



## Methodological notes

Since 2012 the survey of the tourist trips and tourism-related expenditure of the population has been carried out in compliance with the Regulation 692/2011 of the European Parliament and of the Council concerning European statistics on tourism and Commission implementing Regulation 1051/2011 implementing Regulation 692/2011 of the European Parliament and of the Council concerning European statistics on tourism, as regards the structure of the quality reports and the transmission of the data.

**The survey is representative** and it is conducted on the basis of households' sample in the country. The objects of the survey are residents aged 15 and older in Bulgaria. All persons aged 15 and older, members of the selected households are interviewed. The current demographic data on total population aged 15 and older by place of residence (urban/rural), sex and age groups are used for survey's results estimations at the end of 2019.

**Tourist trips** - every private or professional trip of people outside the place where they live for a period no more than one year and whose main purpose is not doing any activity for payment.

**The tourist trips** can be as follows:

**Private** - holiday, culture visit and sport events, medical treatment, education, religion activities, visits of relatives and friends, and others.

**Professional** - business trip and deals, participation in conference, congress and seminars, and others.

**A visitor** is a traveller, taking a trip to a main destination outside his/her usual environment for no longer than one year, whose main purpose is not doing any activities for a payment. People travelling daily or weekly for work, study, shopping, visiting a physician and others are excluded from the definition of a visitor.

**Usual environment** of a person includes places located near his/her home as well as frequently visited places. It has two aspects - vicinity and frequency of the visits. Places located close to the place of residence of a person are part of the usual environment, even if they may be rarely visited. For example, even when the place where the villa or vacation house is located near to home, but rarely visited, it is part of the usual environment of a person.