

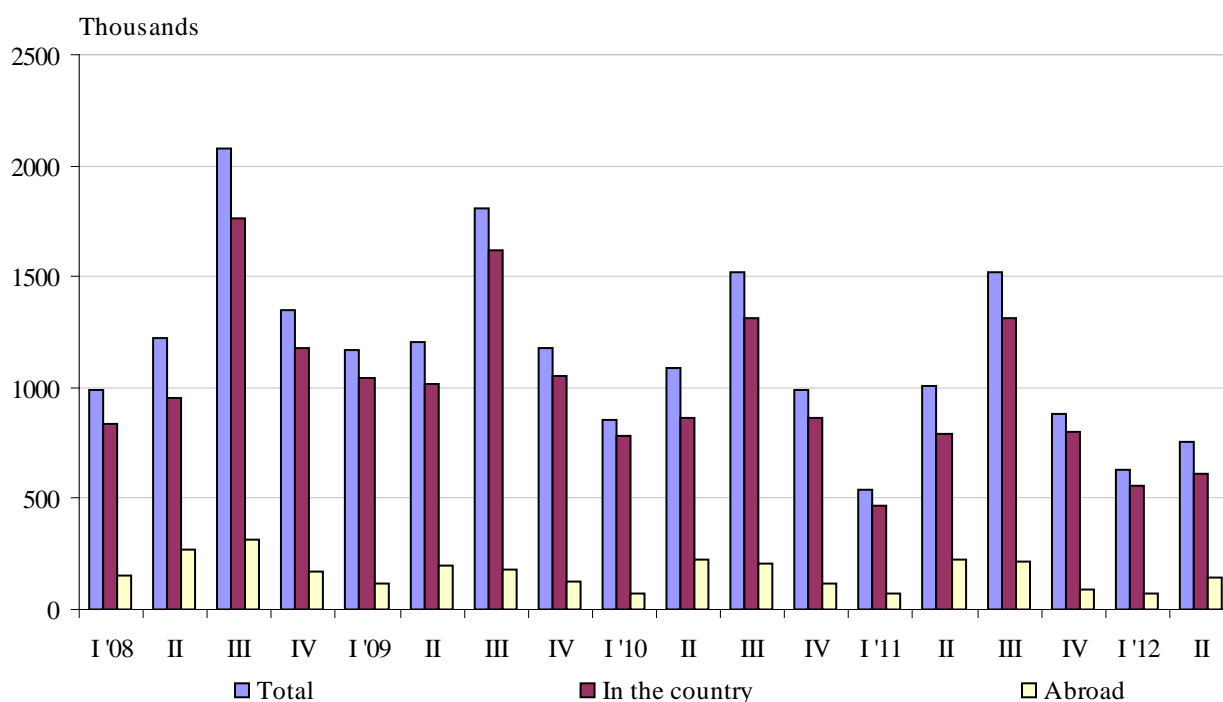


## TOURIST TRIPS AND TOURISM-RELATED EXPENDITURES OF THE POPULATION<sup>1</sup> IN THE SECOND QUARTER OF 2012 (PRELIMINARY DATA)

By preliminary data of the National Statistical Institute in the second quarter of 2012, 755 thousand Bulgarian residents<sup>2</sup> made tourist trips. The majority part (80.7%) of them travelled only in the country, 15.5% - only abroad and 3.8% - both in the country and abroad.

Compared to the same quarter of 2011 the total number of the travelled persons aged 15 and over decreased by 28.1%, as a reduction was observed in the number of the Bulgarian residents travelled in the country - by 22.9%, as well as in the number of persons travelled abroad - by 46.8% (Figure 1).

**Figure 1. Persons travelled aged 15 and over with tourist purpose by quarters**



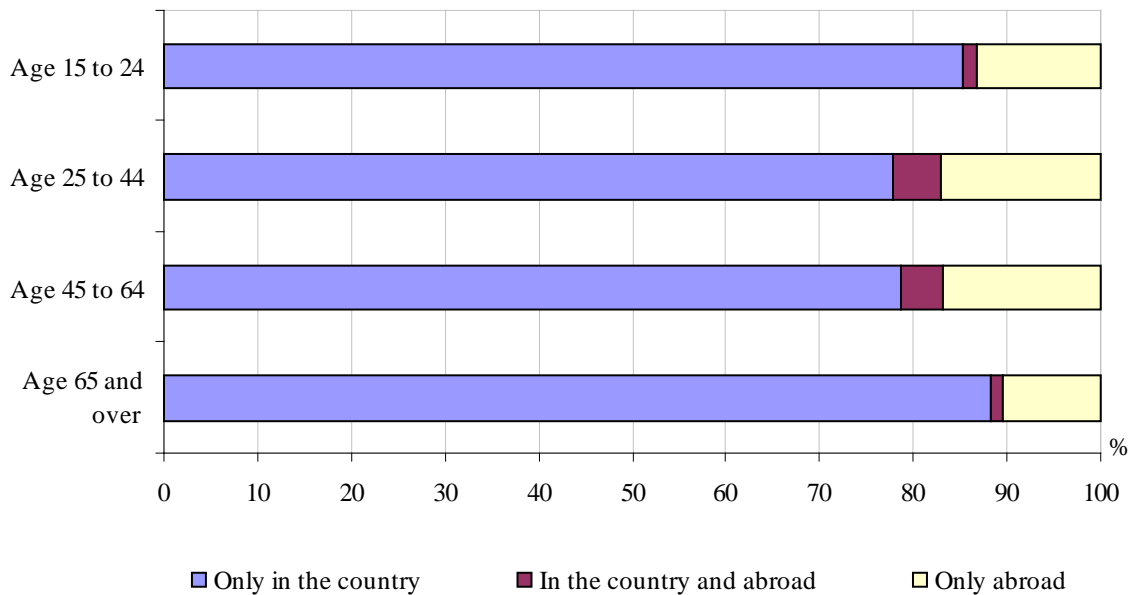
In the second quarter of 2012 the travelled residents aged 25 - 44 were the most part (43.4%) of the total number of the residents travelled. The highest was the relative share of Bulgarians age group 65 years old and over travelled in the country - 88.3%, while travelled residents abroad were age group 25 - 44 years old - 17.2% (Figure 2).

<sup>1</sup> Since 2012 the survey of the tourist trips and tourism - related expenditure of the population has been carried out in compliance with the Regulation 692/2011 of the European Parliament and of the Council concerning European statistics on tourism and Commission implementing Regulation 1051/2011 implementing Regulation 692/2011 of the European Parliament and of the Council concerning European statistics on tourism, as regards the structure of the quality reports and the transmission of the data;

<sup>2</sup> The objects of the survey are the residents aged 15 and over.

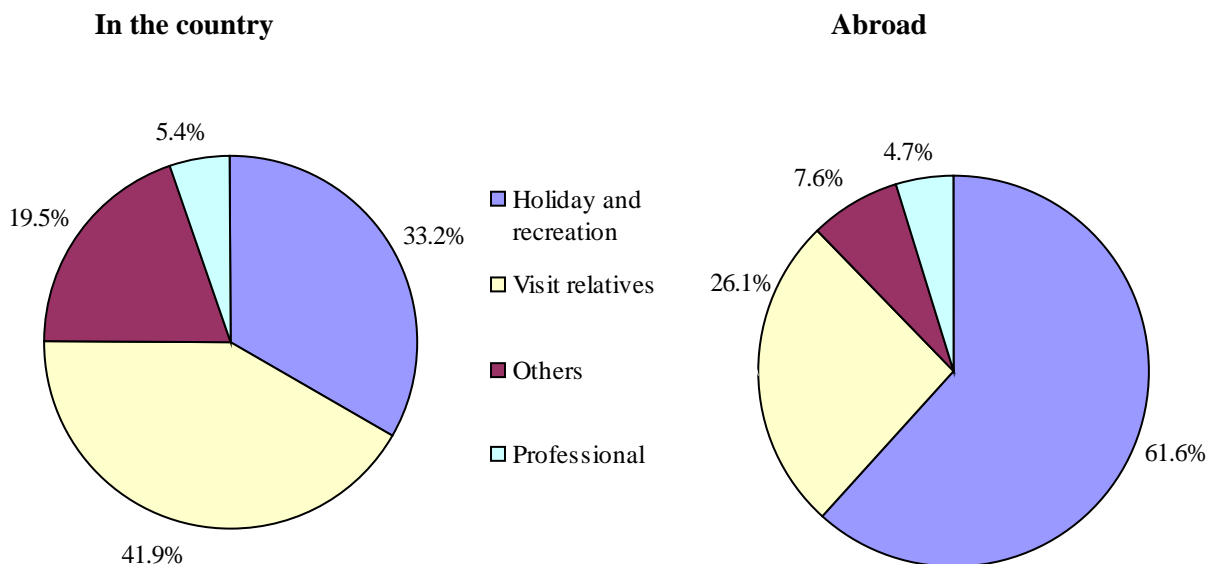


**Figure 2. Persons travelled aged 15 and over with tourist purpose by age groups in the second quarter of 2012**



The majority part of tourist trips of persons aged 15 and over in the country and abroad were to "visit relatives" and "holiday and recreation" pointed out respectively by 39.8% and 36.9% of them. The main purpose of the trips abroad was holiday and recreation - 61.6%, while in the country it was visiting relatives - 41.9% (Figure 3).

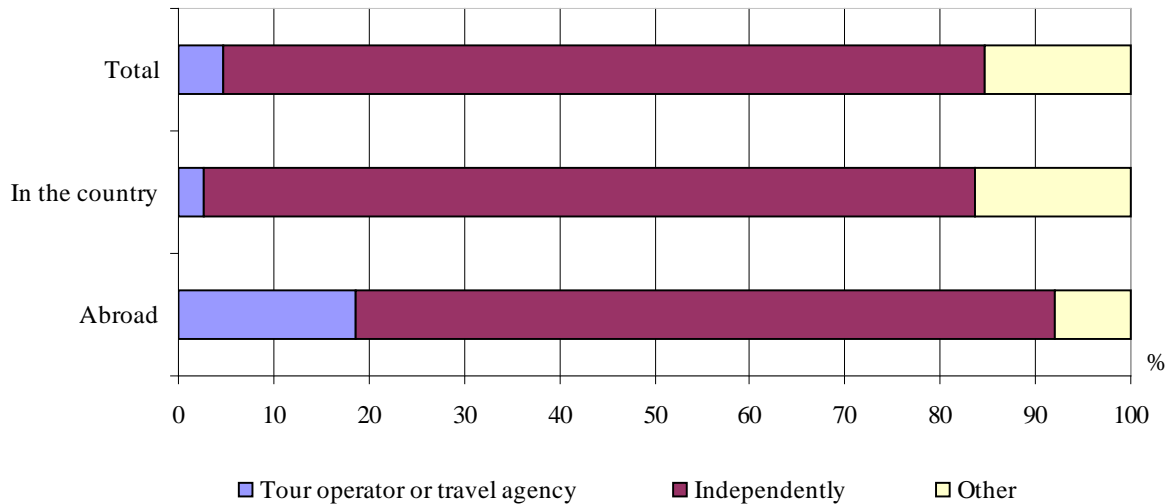
**Figure 3. Tourist trips in the country and abroad in the second quarter 2012**



In the second quarter of 2012, as independently 110.3 thousands (80.0%) of the total number of the private tourist trips were registered. The relative share of trips without booking of the trip in the country were 74.4%, while those abroad - 64.2%. The share of the private tourist trips organized through a travel agency or a tour operator abroad was 18.7% and in the country - 2.6% (Figure 4).

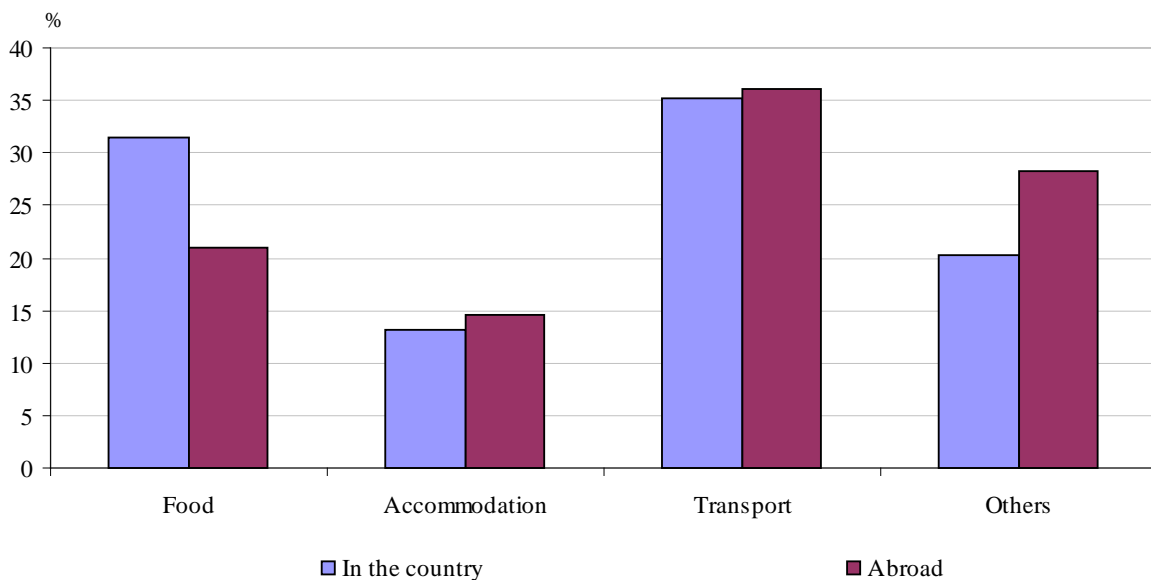


**Figure 4. Tourist trips with private purpose by organization of the trip in the second quarter 2012**



In the structure of tourist trips' expenditures by type with highest relative share was the expenditure on transport both in domestic trips - 35.4% and in outbound trips - 36.2% (Figure 5).

**Figure 5. Structure of expenditures by type for domestic and outbound tourist trips in the second quarter 2012**



In the second quarter of 2012 a person aged 15 and older spent on the average 124.7 BGN for its private domestic trip and 471.6 BGN for outbound trip. At the same time the average expenditure per person for professional trip was 114.1 BGN in domestic trip and 820.8 BGN for professional outbound trip.



## Methodological notes

**The Statistical survey on tourist trips and tourism-related expenditures of residents is a representative** and it is conducted on the basis of households' sample in the country. The objects of the survey are the residents aged 15 and over in Bulgaria. All persons aged 15 and over, members of the selected households are interviewed. The current demographic data on total population aged 15 and over by place of residence (urban/rural), sex and age groups are used for survey results' estimations at the end of 2011.