

GOODS AND PASSENGERS CARRIED AND TRANSPORT PERFORMANCE BY MODE OF TRANSPORT

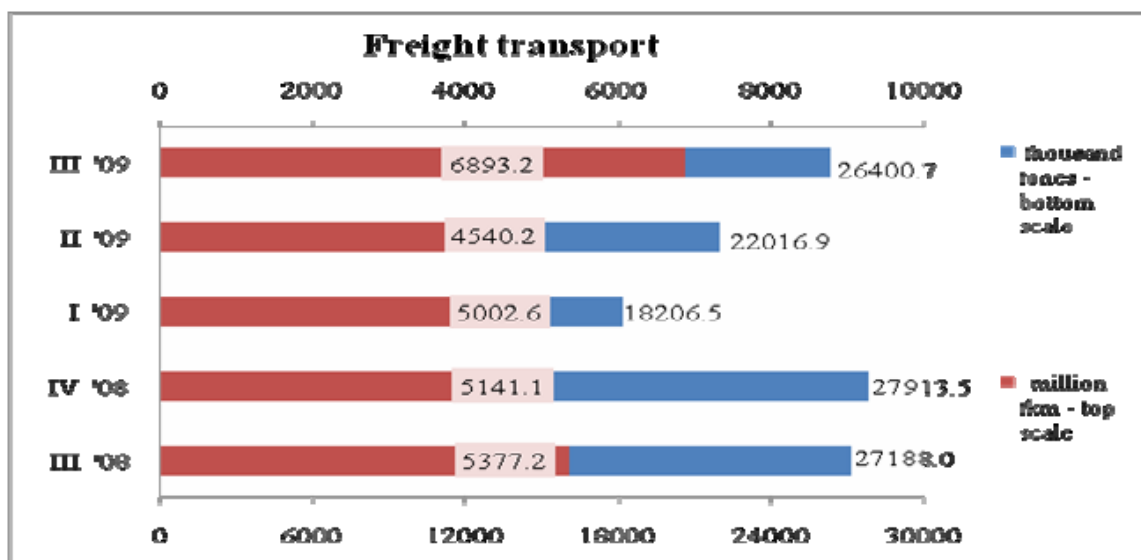
1. Land transport

1.1. Freight transport

By preliminary data in the third quarter of 2009, the goods carried by land transport increased by 19.9% as compared to the previous quarter, which is mainly due to increased volume of national and international carriages by road transport.

In comparison with the same period of previous year, there is reduction by 2.9%, due to decreased goods carried by the national carriages.

The transport performance in tonne-kilometres reaches 6 893.2 million tkm and notes increase by 51.8% in comparison with the previous three months and by 28.2% as compared to the corresponding quarter of the previous year. This is due to the increased average distance travelled.



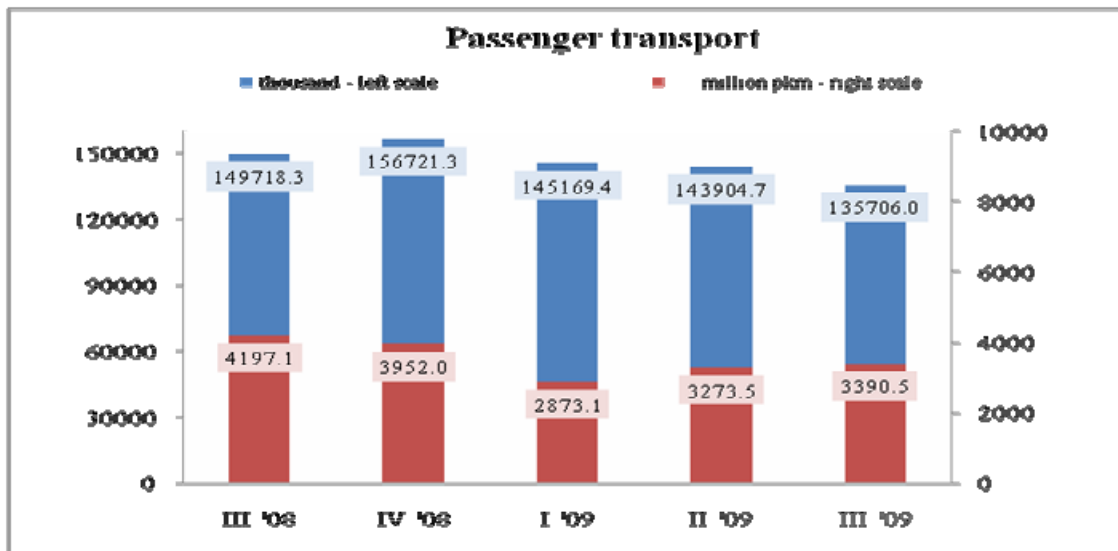
1.2. Passenger transport

Passengers transported by land transport are by 5.7% less in the third quarter of 2009 than the previous quarter and there is decrease by 9.4% in comparison with the same quarter in 2008.

By international carriages there is increase by 57.0% compared to the previous three months, but in comparison with the same period of 2008 there is a decrease by 38.1%.

Due to their low percentage in volume of transported passengers, they don't have significant influence on general trend.

Transport performance in passengers-kilometers shows growth of 3.6% as compared to April – June 2009, but in comparison with the third quarter of 2008, the passenger's kilometres decrease by 19.2%.

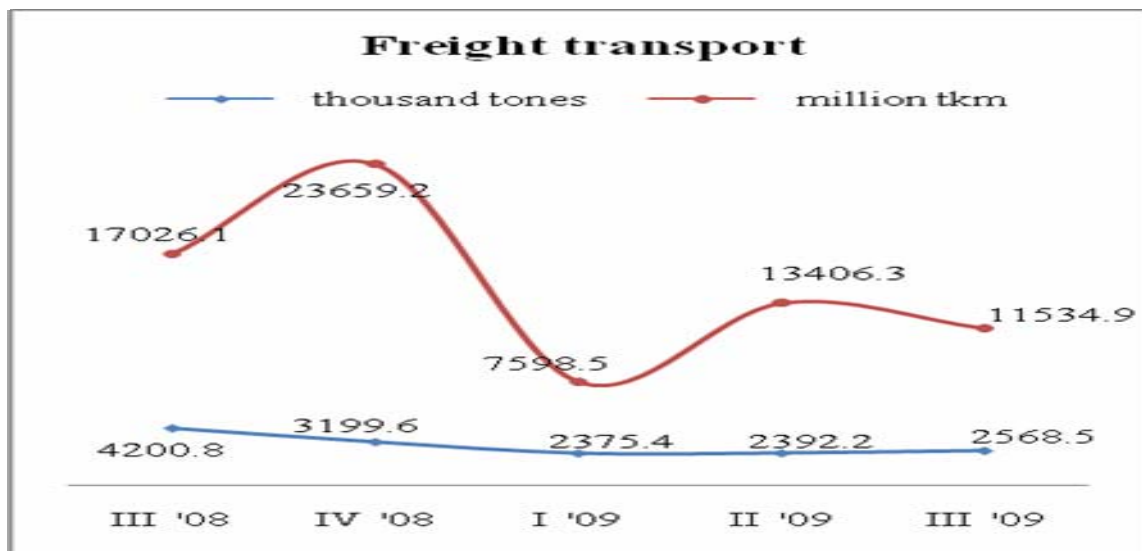


2. Water transport

2.1. Freight transport

Goods carried by water transport in third quarter of 2009 are 2 568.5 thousand tons and it is by 7.4% more than the previous three months. In comparison with the same quarter of 2008, however, they are by 38.9 % less, mainly due to almost doubly decrease of the goods carried by the maritime transport.

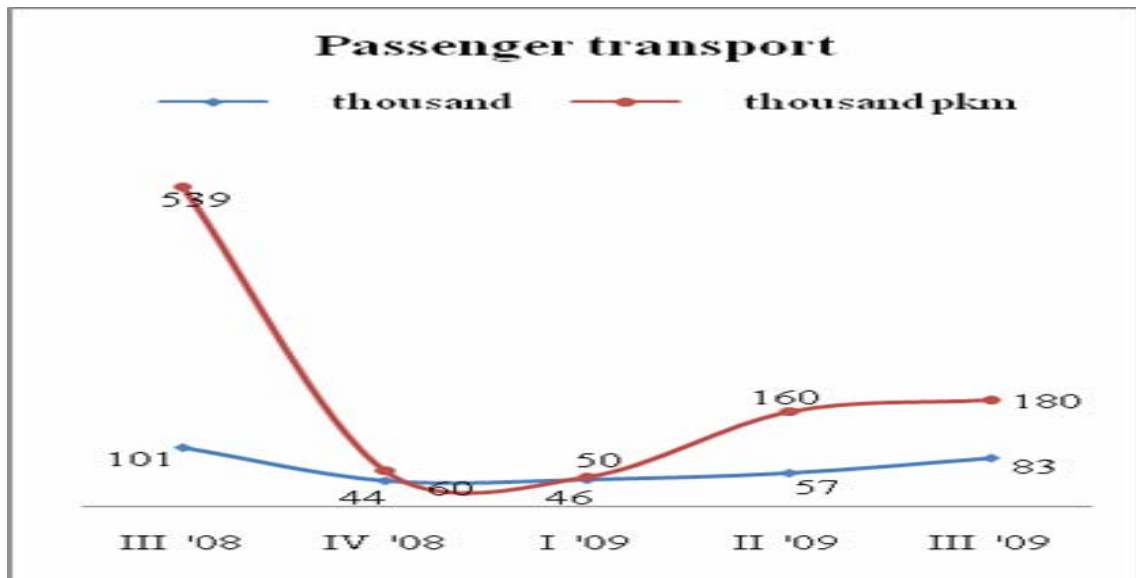
In the period July - September 2009 transport performance (in tkms) is by 5 491.2 million less than the same period of the previous year. In comparison with the second quarter of 2009 the tonne-kilometres decrease by 14.0%, due to the decreased by 1 340 km average distance travelled in the sea transport.



2.2. Passenger transport

The passengers transported by water transport increase by 44.9% as compared to the previous quarter, but in comparison with the third quarter of 2008 there is decrease by 17.8%.

Transport performance increases by 12.5% compared to April-June of 2009, while in comparison with the same quarter of 2008 there is decrease by 66.6%.



3. Urban electrical transport

During the third quarter of 2009 the passengers transported by urban electrical transport are 67 884 thousand. There is decrease by 2.1% as compared to the preceding quarter and by 1.1% in comparison with the corresponding quarter of 2008. The decrease is a result of the reduced number of travellings by trolley-bus and tram transports. Only the underground transport records increase of the passengers transported with 4 609 thousand than April – June 2009.

Transport performance in pkms increase by 16.5% than performance at the previous three months and by 25.6% in comparison with the third quarter of 2008.

