

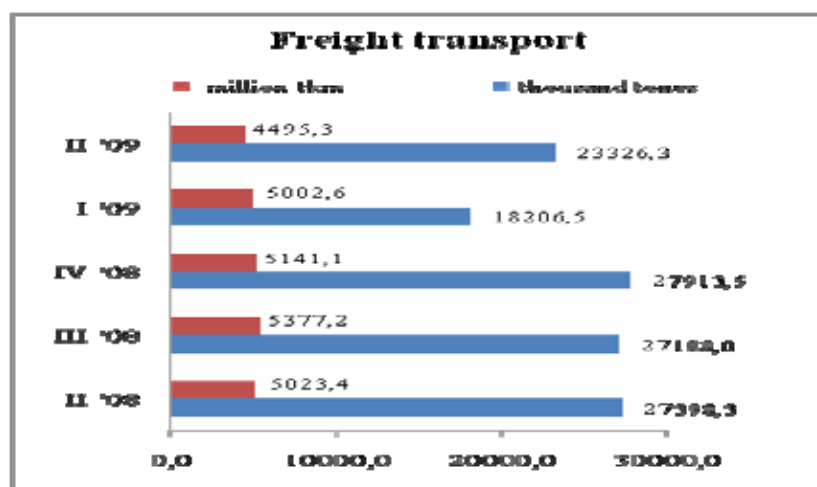
GOODS AND PASSENGERS CARRIED AND TRANSPORT PERFORMANCE BY MODE OF TRANSPORT

1. Land transport

1.1. Freight transport

In the second quarter of 2009 the goods carried by the land transport increases by 28.1% as compared to the previous quarter, while the transport performance in tkms decreases by 10.1% due to decreased average distance travelled in road transport.

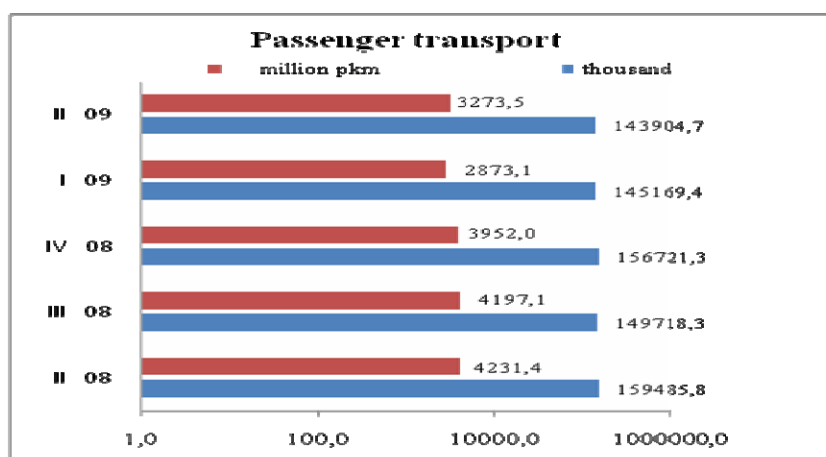
In comparison to the same period of 2008 the quantity of the goods carried decreases by 14.9% and the transport performance – by 10.5%. This trend is observed both in the national and international carriages.



1.2. Passenger transport

In the period April-June 2009 the passengers carried by land transport decrease by 0.9% as compared to the previous quarter, as well as by 9.8% in comparison the same period of 2008. In comparison to the second quarter of 2008 the drop is biggest in the international carriages – by 55.3%, but due to their low percentage (0.2%) in the total passengers carried, they did not effect essentially the trend as a whole.

There is a growth of 13.9% in the transport performance (in passenger- kms) in comparison to the previous three months, but as compared to corresponding quarter of 2008 there is a decrease of 22.6%.

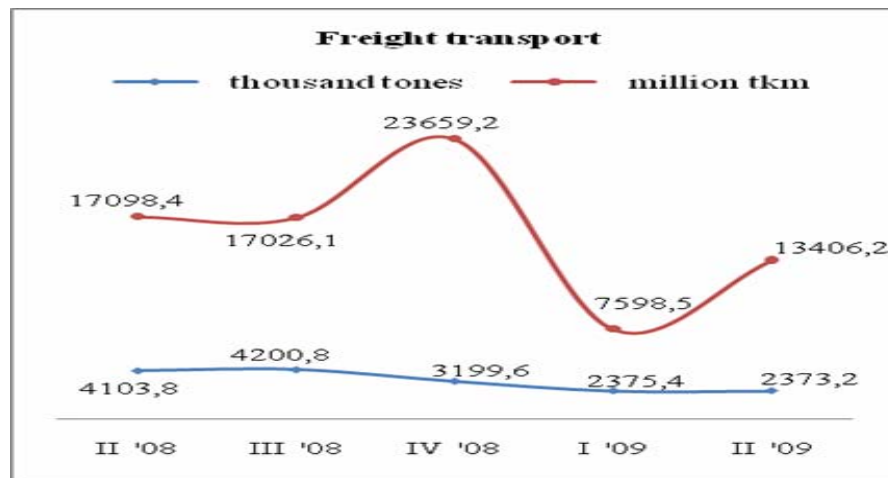


2. Water transport

2.1. Freight transport

In the second quarter of 2009, almost the same quantity of goods as in the first quarter (99.9%), were carried by the water's transport vessels, while the transport performance (in tkms) increased by 76.4 % reaching 13 406.2 millions tkms. The growth is due to the increased by 3 941 kms average distance travelled by the sea transport.

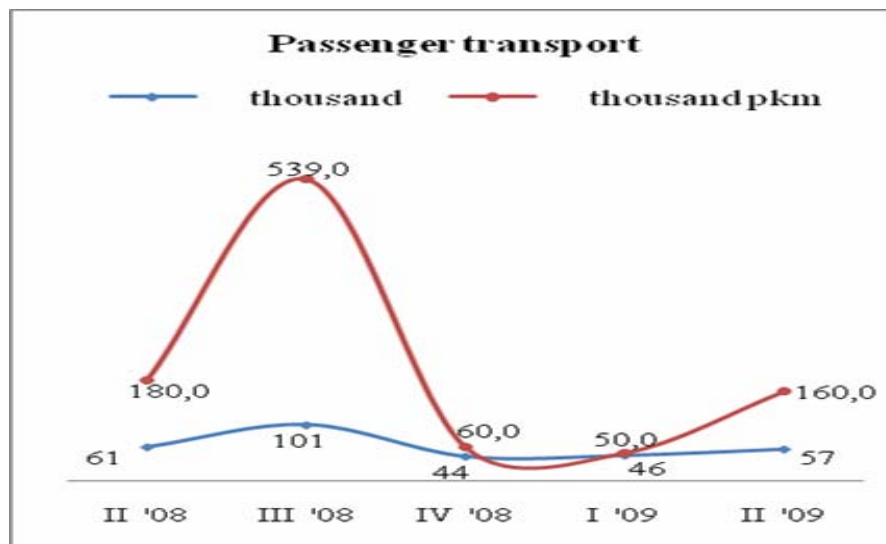
Goods carried are by 42.2% less and the transport performance (in tkms) decreases by 21.6% in comparison with the same quarter of 2008.



2.2. Passenger transport

Passengers carried during the second quarter of 2009 increased by 24.6 % as compared to the previous three months, but in comparison with the same period of 2008, there is a decrease by 6.1%.

In the period April-June 2009 the passenger kms decreased by 11.1% as compared to the corresponding months of 2008, while in comparison with the previous quarter there is an increase by 110 thousand passenger kms.



3. Urban electrical transport

In the second quarter of 2009, the enterprises performing passengers transport by urban electrical means transported 69 314 thousand passengers, which is by 2.0% less as compared to the previous quarter and by 6.9% less in comparison with the corresponding quarter of 2008.

Transport performance in passenger kms increase by 7.2 % as compared to the first quarter of 2009 due to growth of the passengers carried and the increased average distance travelled in the underground transport. At the same time, the passenger kilometers decrease by 3.5% in comparison with the second quarter of 2008.

