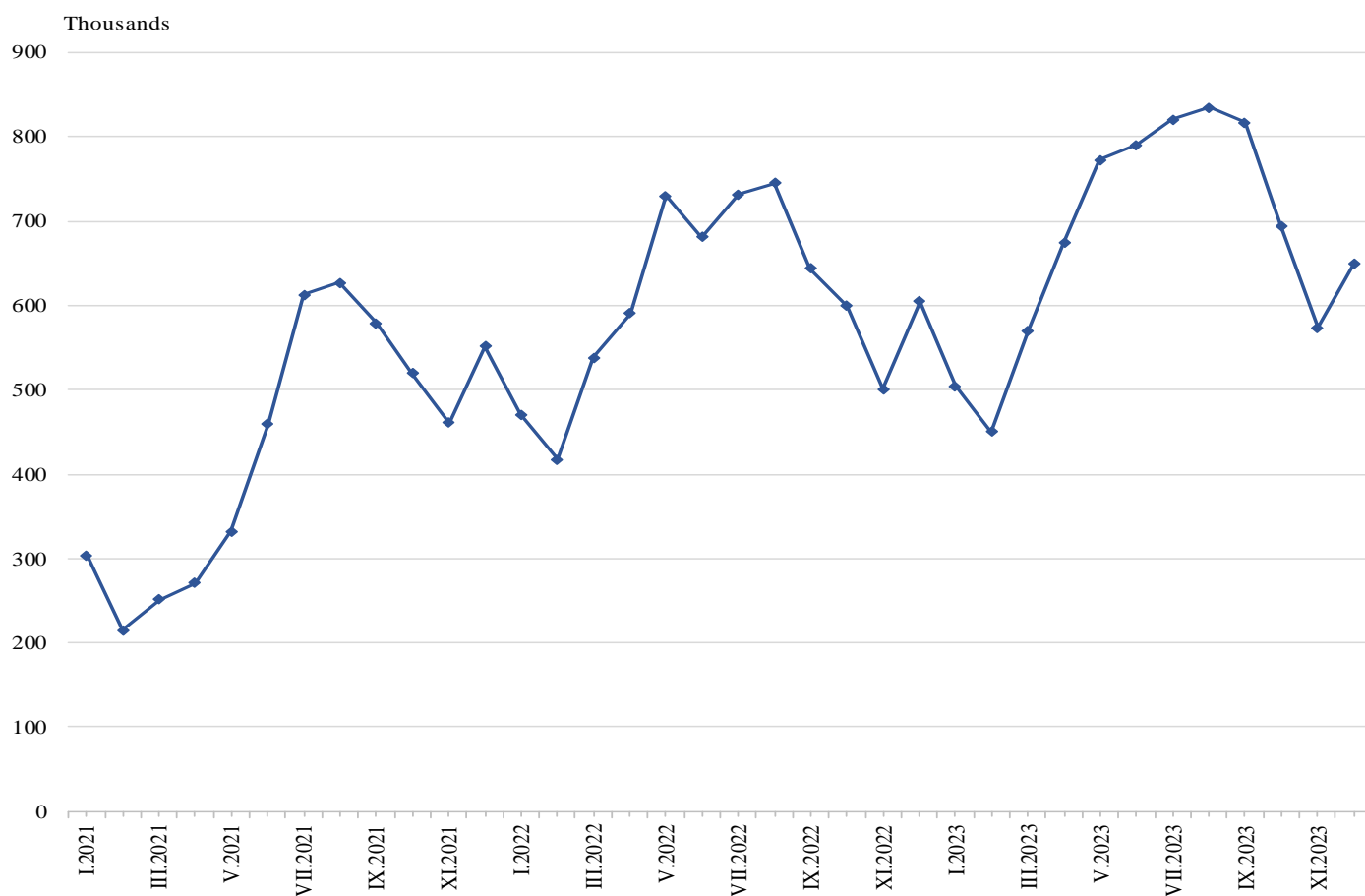


TRIPS OF BULGARIAN RESIDENTS ABROAD AND ARRIVALS OF VISITORS FROM ABROAD TO BULGARIA IN DECEMBER 2023

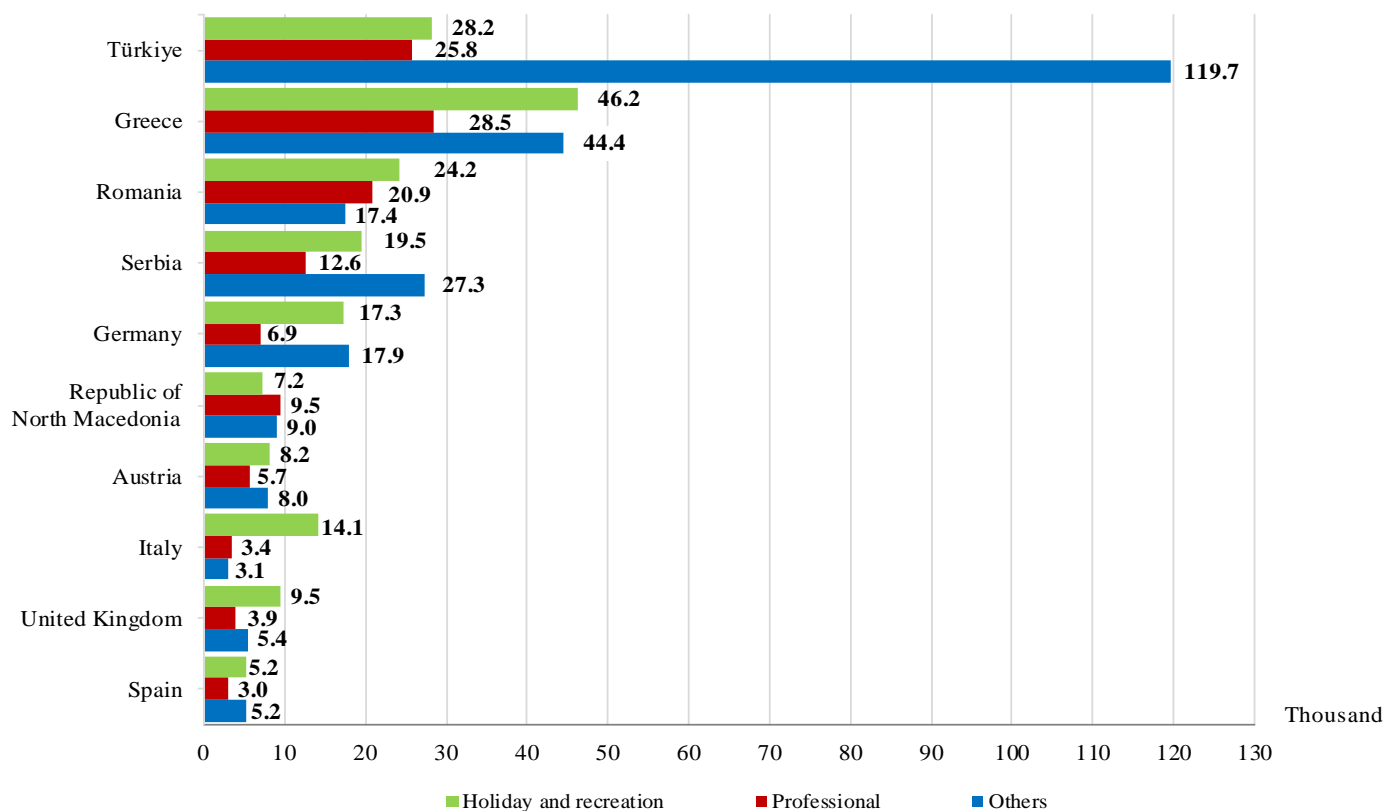
In December 2023, the number of trips of Bulgarian residents abroad was 649.1 thousand (Annex, Table 1), or 7.3% above the registered in December 2022. An increase in the trips with all observed purposes was registered - holiday and recreation, professional and others.

Figure 1. Trips of Bulgarian residents abroad by months



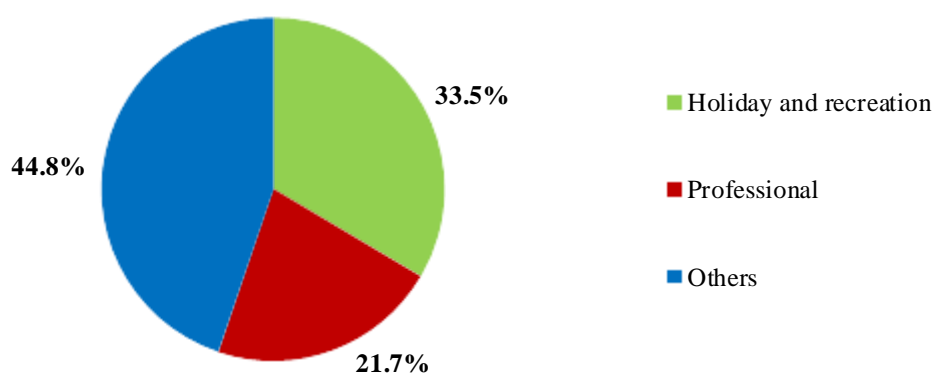
Most trips of Bulgarian residents were made to: Türkiye - 173.7 thousand, Greece - 119.1 thousand, Romania - 62.5 thousand, Serbia - 59.4 thousand, Germany - 42.1 thousand, Republic of North Macedonia - 25.7 thousand, Austria - 21.9 thousand, Italy - 20.6 thousand, the United Kingdom - 18.8 thousand, Spain - 13.4 thousand (Figure 2).

Figure 2. Top foreign destinations for Bulgarian residents by purpose of visit in December 2023



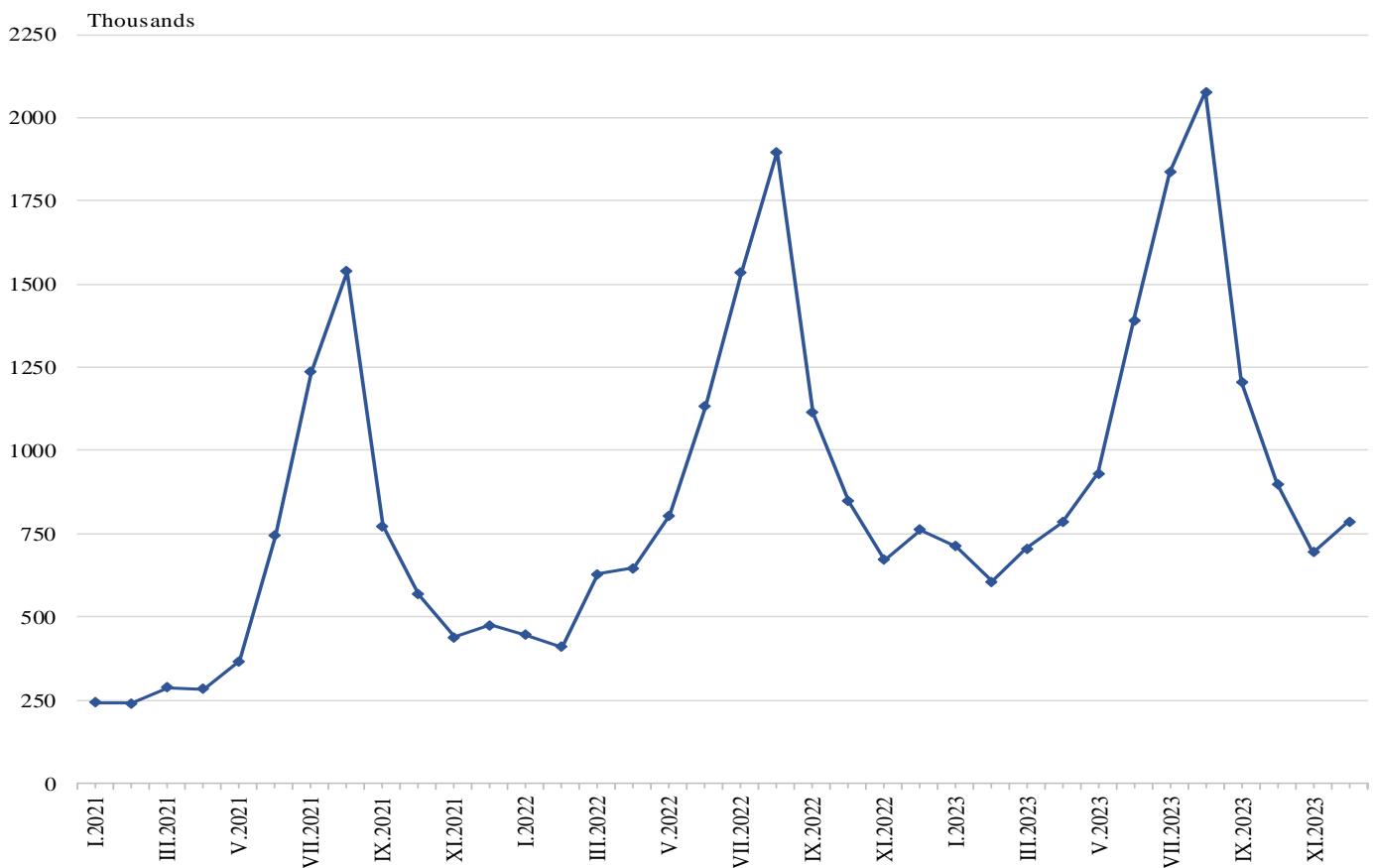
The trips with other purposes (as a guest, education and visiting cultural and sports events) composed the greatest share of the total number of trips of Bulgarian residents abroad - 44.8%, followed by those with holiday and recreation purposes - 33.5%, and with professional purpose - 21.7%.

Figure 3. Structure of the trips of Bulgarian residents abroad by purpose of visit in December 2023



In December 2023, the number of visits of non-residents to Bulgaria was 785.4 thousand (Annex, Table 2), or 3.1% more in comparison with the same month of the previous year (Figure 4). An increase was registered in the trips with holiday and recreation purpose - by 6.6%, and with other purposes - by 2.3%, while those with professional purpose decreased by 0.7%. Transit passes through the country were 36.5% (286.5 thousand) of all visits of non-residents to Bulgaria.

Figure 4. Arrivals of visitors from abroad to Bulgaria by months



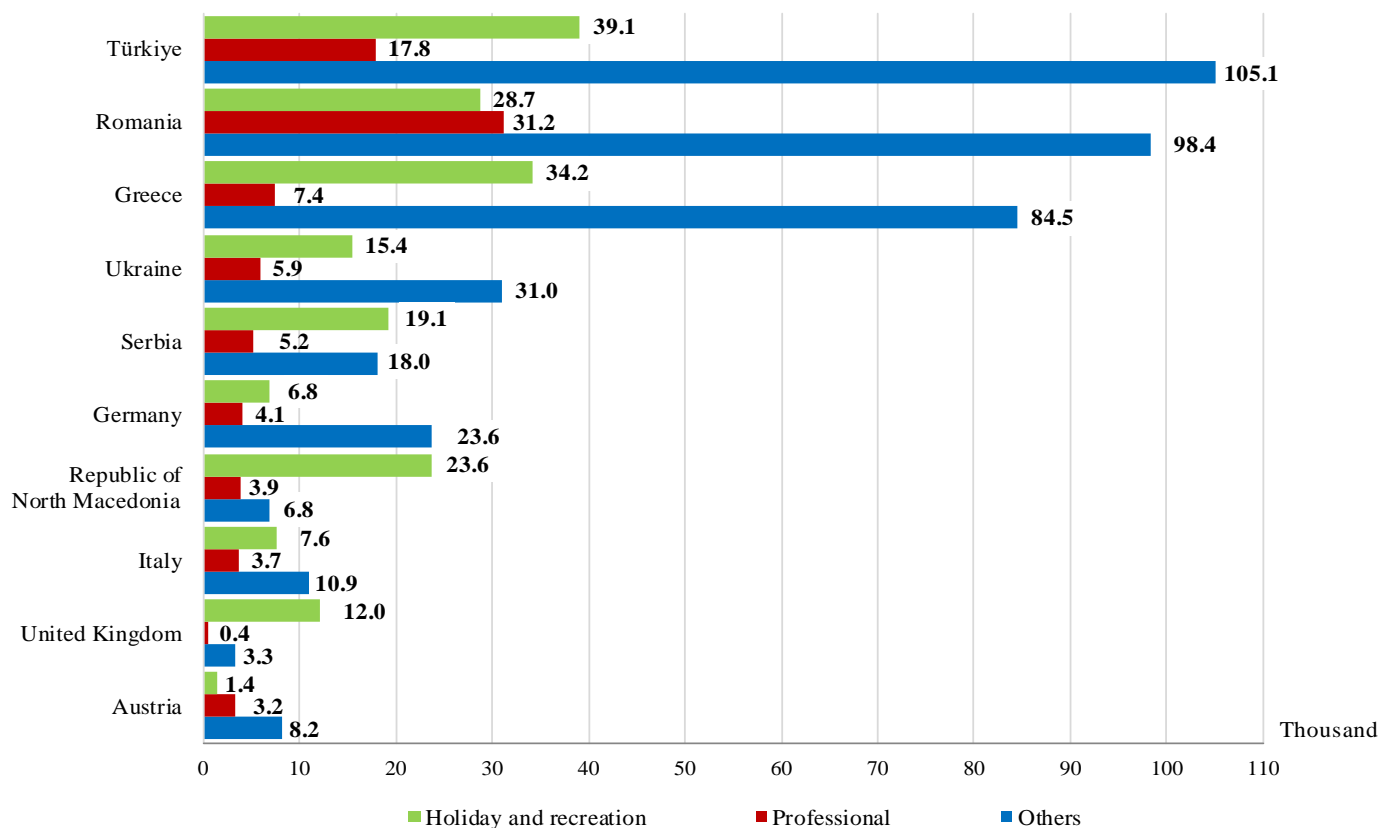
The share of visits of EU citizens was 52.8% of the total number of non-residents' visits to Bulgaria and reached 414.6 thousand, the largest being by visitors from Romania - 38.2%, and Greece - 30.4%.

The visits of non-residents in the group 'Other European countries'¹ were 314.6 thousand, or 40.1% of all visits to Bulgaria. The highest number of visits from Türkiye - 162.0 thousand, or 51.5% in this group, was registered.

Most visits to Bulgaria were from: Türkiye - 162.0 thousand, Romania - 158.3 thousand, Greece - 126.1 thousand, Ukraine - 52.3 thousand, Serbia - 42.3 thousand, Germany - 34.5 thousand, Republic of North Macedonia - 34.3 thousand, Italy - 22.2 thousand, the United Kingdom - 15.7 thousand, Austria - 12.8 thousand (Figure 5).

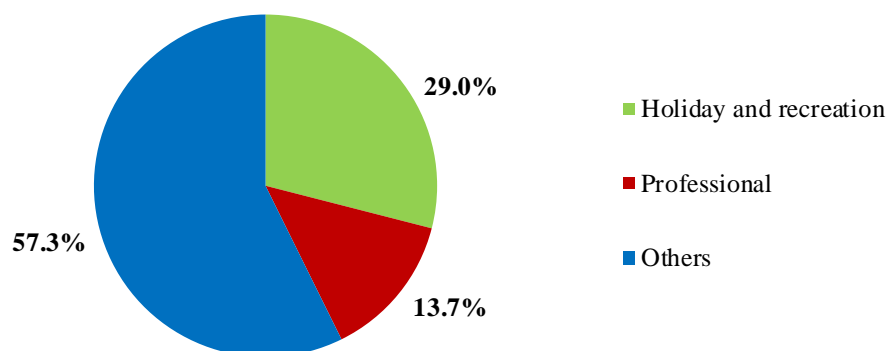
¹ Group 'Other European countries' includes countries in Europe outside the EU.

Figure 5. Top visits by non-residents to Bulgaria by country of residence and purpose in December 2023



The predominant share of the visits was with other purposes - 57.3%, followed by trips with holiday and recreation purposes - 29.0%, and with professional purpose - 13.7%.

Figure 6. Structure of visits of non-residents to Bulgaria by purpose in December 2023





Methodological notes

The definitions recommended by the World Tourist Organization and the Methodological manual for tourism by Eurostat are applied by the National Statistical Institute.

In accordance with these definitions, **an international tourist** is any person who travels to a country other than his/her permanent residence for less than a year and whose main purpose is not doing any activity for payment in the place visited.

The purposes of visiting a country are the following:

- Excursion, holiday or entertainment (visits to cultural or historical landmarks, sport events and others);
- Visiting friends and relatives;
- Professional purposes (business trips, participation in conferences, congresses, concluding deals, etc.);
- Other (education, medical treatment, etc.) purposes.

Statistical data on the trips of Bulgarian residents travelling abroad and visits by non-residents to Bulgaria are obtained on the basis of monthly information received from the Ministry of Interior and a sample survey of the National Statistical Institute among residents and non-residents passing through border checkpoints.

Data on the number of trips of the citizens of the European Union are estimated on the basis of the information obtained from the Ministry of Interior and the airport authorities. Data on the number of citizens from 'third countries' are obtained directly from the Ministry of Interior.

Data on the purposes of the trips are obtained on the basis of the NSI's regular monthly sample survey of passing residents and non-residents through the border checkpoints.



Annex

Table 1

**Trips of Bulgarian residents abroad by purpose of visit
and country of destination in December 2023**

(Number)

Country of destination	Total	Purpose of visit		
		Holiday and recreation	Professional	Others
Total	649092	217693	140972	290427
EU	353387	144107	84965	124315
Austria	21861	8237	5702	7922
Belgium	13222	4259	3925	5038
Croatia	3795	2169	823	803
Cyprus	451	138	118	195
Czechia	10569	3303	1661	5605
Denmark	2876	1150	607	1119
Finland	569	462	107	-
France	12088	6332	1181	4575
Germany	42126	17265	6906	17955
Greece	119103	46243	28514	44346
Hungary	5897	2769	1698	1430
Ireland	799	537	-	262
Italy	20568	14093	3428	3047
Malta	442	204	136	102
Netherlands	8524	3557	2279	2688
Poland	6963	1229	2048	3686
Portugal	1696	844	159	693
Romania	62481	24172	20909	17400
Slovakia	1642	821	274	547
Slovenia	1508	665	352	491
Spain	13380	5235	2909	5236
Sweden	1251	156	495	600
Other EU countries	1576	267	734	575
Other European countries	281311	66035	53104	162172
Norway	848	522	212	114
Republic of North Macedonia	25728	7222	9479	9027
Russian Federation	81	-	-	81
Serbia	59398	19449	12632	27317
Switzerland	2483	1068	842	573
Türkiye	173746	28256	25828	119662
Ukraine	205	-	205	-
United Kingdom	18822	9518	3906	5398
Other countries	1474	326	226	922
Canada	219	108	41	70
Israel	142	-	20	122
USA	1113	218	165	730
Rest of the world	12920	7225	2677	3018

Table 2

Arrivals of visitors from abroad to Bulgaria
by purpose of visit and country of origin in December 2023

(Number)

Country of origin	Total	Purpose of visit		
		Holiday and recreation	Professional	Others
Total	785446	228098	107108	450240
EU	414582	95711	66758	252113
Austria	12815	1398	3251	8166
Belgium	5630	891	1083	3656
Croatia	1854	651	335	868
Cyprus	2455	478	1104	873
Czechia	2156	723	172	1261
Denmark	1364	409	273	682
Finland	464	162	188	114
France	7912	2374	1964	3574
Germany	34468	6828	4076	23564
Greece	126095	34258	7372	84465
Hungary	4095	836	413	2846
Ireland	2729	1569	455	705
Italy	22158	7554	3745	10859
Malta	883	337	325	221
Netherlands	5791	1544	2671	1576
Poland	9550	2674	2865	4011
Portugal	1640	614	423	603
Romania	158279	28694	31172	98413
Slovakia	1281	427	341	513
Slovenia	745	298	165	282
Spain	8654	1782	3567	3305
Sweden	1839	462	208	1169
Other EU countries	1725	748	590	387
Other European countries	314627	112933	34131	167563
Norway	639	125	102	412
Republic of North Macedonia	34265	23621	3828	6816
Russian Federation	5256	3051	388	1817
Serbia	42285	19112	5218	17955
Switzerland	2207	624	489	1094
Türkiye	161955	39056	17775	105124
Ukraine	52279	15329	5914	31036
United Kingdom	15741	12015	417	3309
Other countries	9084	6776	568	1740
Canada	632	410	21	201
Israel	3661	3337	80	244
Japan	459	313	56	90
USA	4332	2716	411	1205
Rest of the world	47153	12678	5651	28824