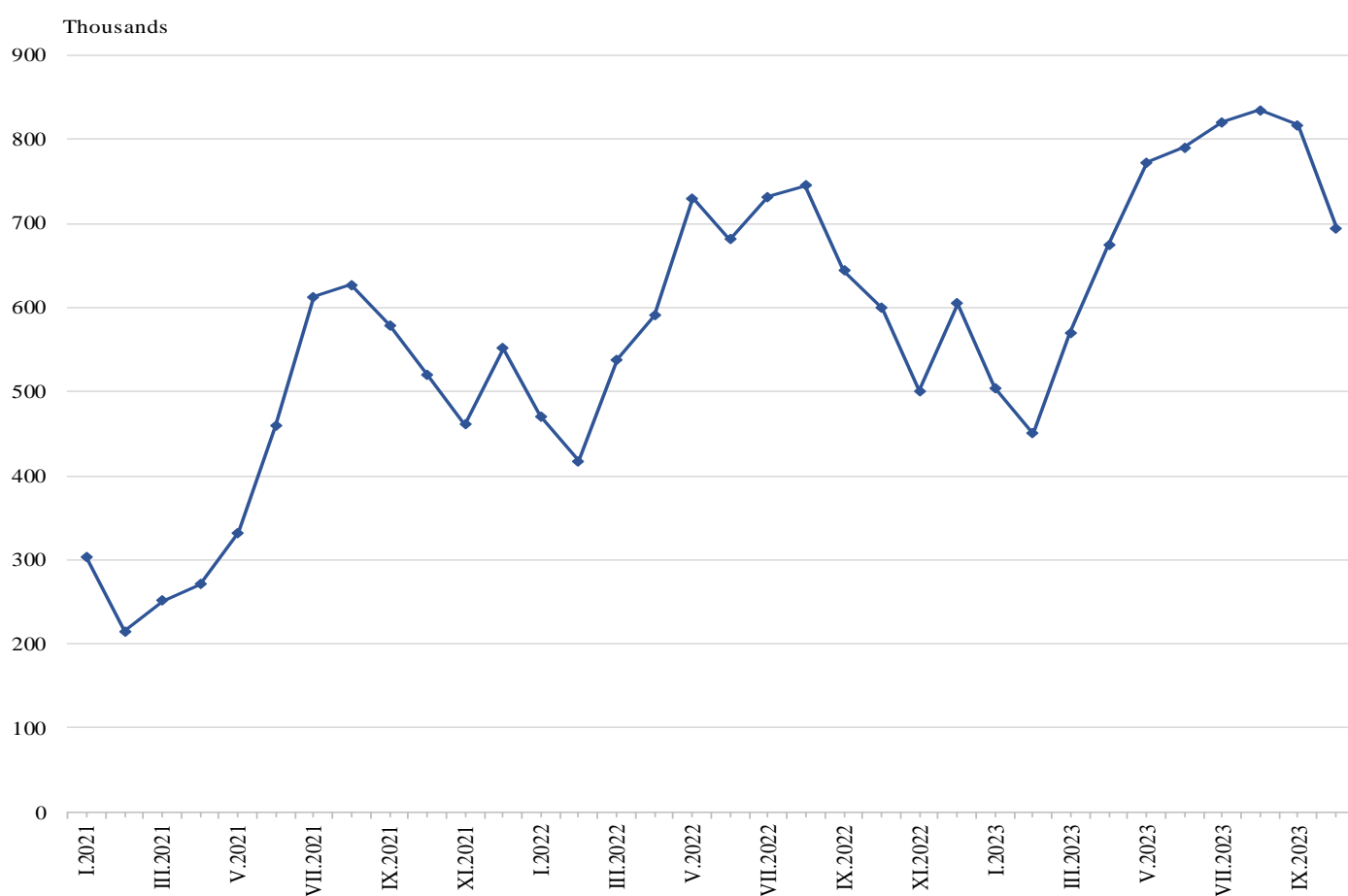


TRIPS OF BULGARIAN RESIDENTS ABROAD AND ARRIVALS OF VISITORS FROM ABROAD TO BULGARIA IN OCTOBER 2023

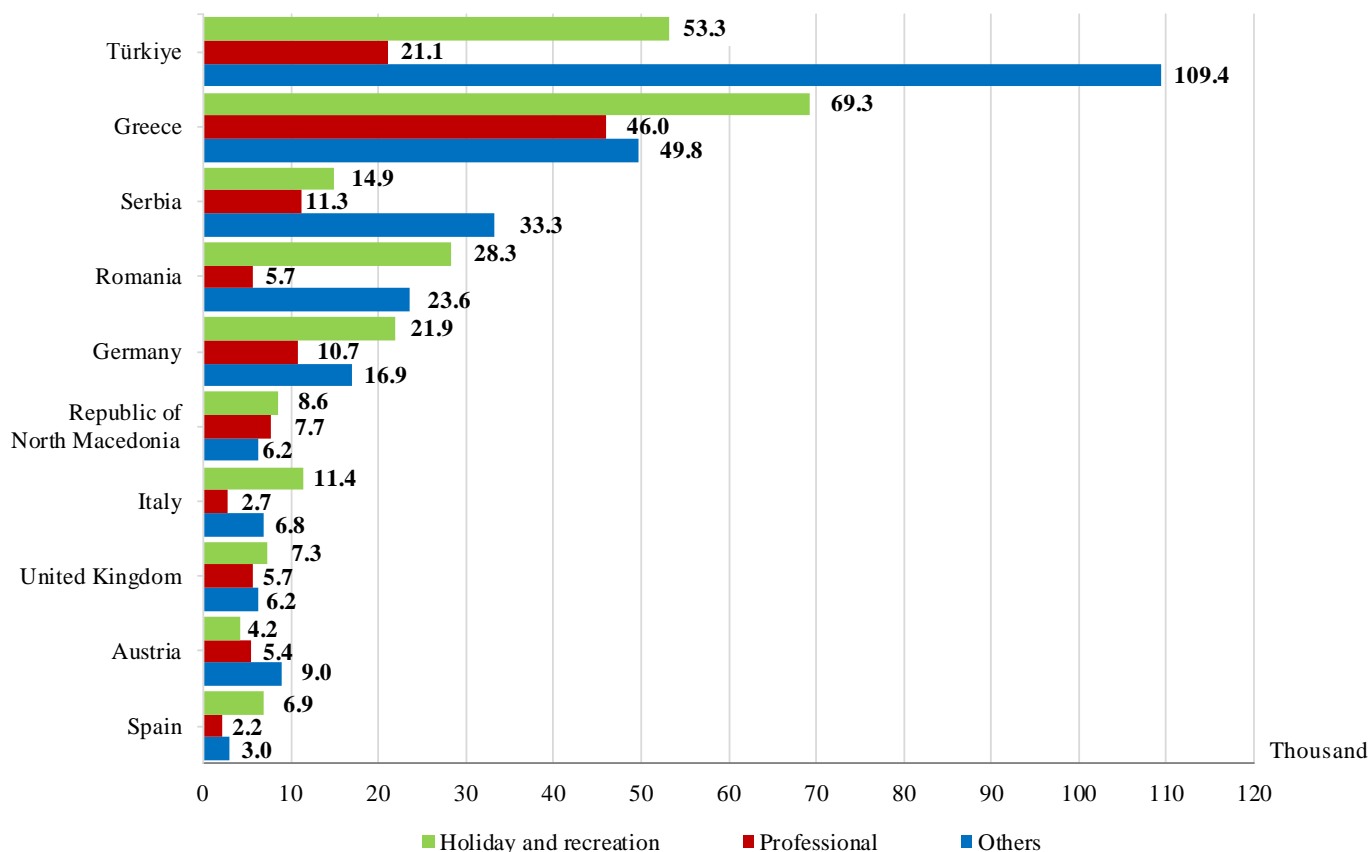
In October 2023, **the number of trips of Bulgarian residents abroad** was 694.0 thousand (Annex, Table 1), or 15.8% above the registered in October 2022. An increase in the trips with all observed purposes was registered.

Figure 1. Trips of Bulgarian residents abroad by months



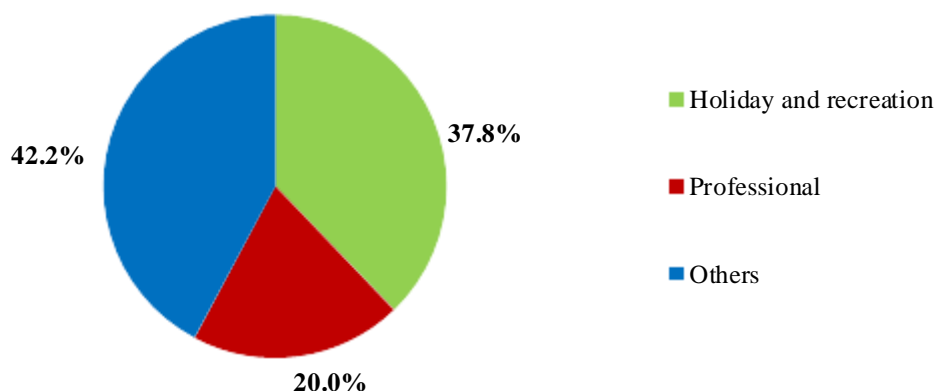
Most trips of Bulgarian residents were made to: Türkiye - 183.8 thousand, Greece - 165.1 thousand, Serbia - 59.5 thousand, Romania - 57.6 thousand, Germany - 49.5 thousand, Republic of North Macedonia - 22.5 thousand, Italy - 20.9 thousand, the United Kingdom - 19.2 thousand, Austria - 18.6 thousand, Spain - 12.1 thousand (Figure 2).

Figure 2. Top foreign destinations for Bulgarian residents by purpose of visit in October 2023



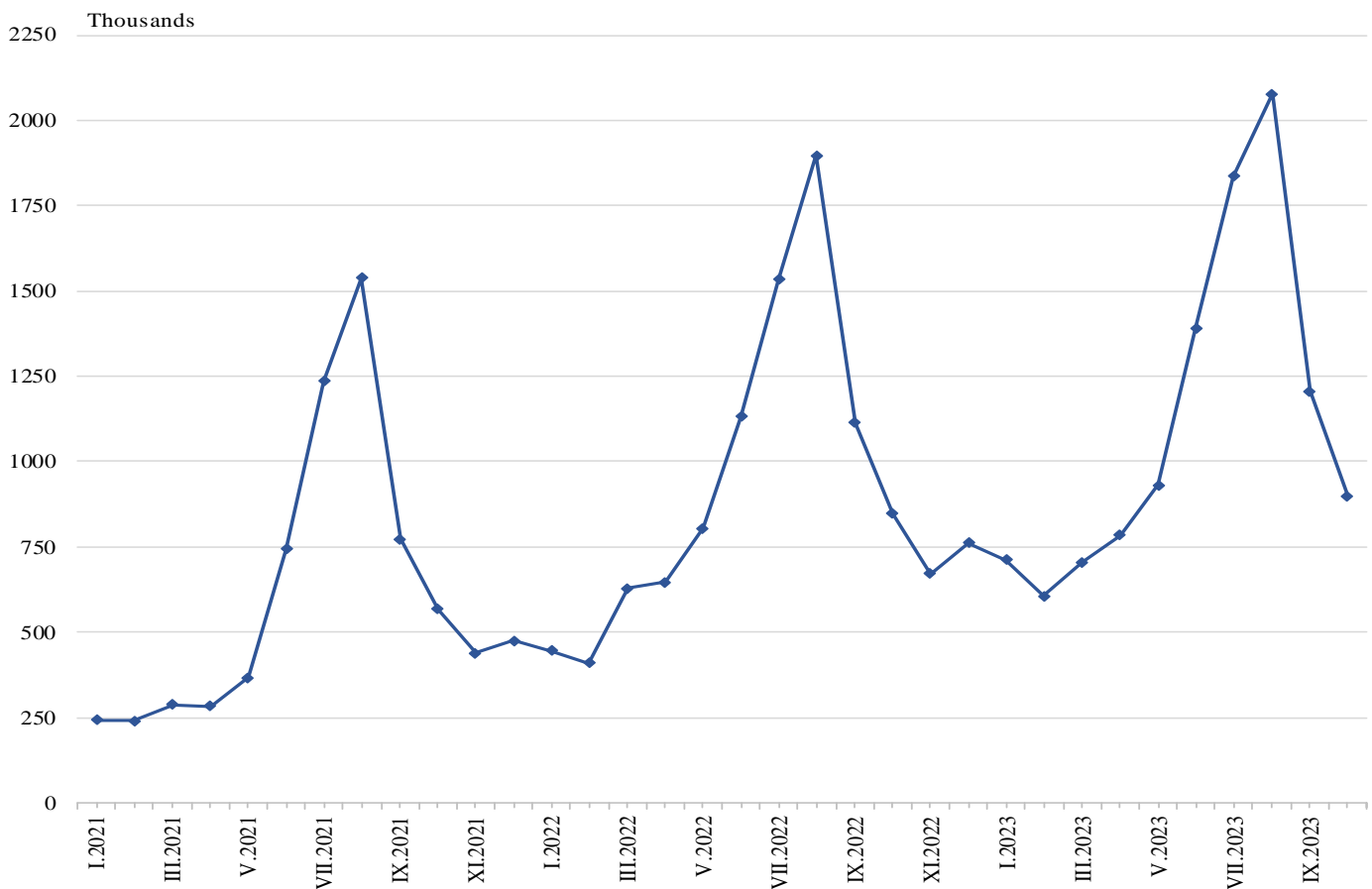
The trips with other purposes (as a guest, education and visiting cultural and sports events) composed the greatest share of the total number of trips of Bulgarian residents abroad - 42.2%, followed by those with holiday and recreation purposes - 37.8%, and with professional purpose - 20.0%.

Figure 3. Structure of the trips of Bulgarian residents abroad by purpose of visit in October 2023



In October 2023, the number of visits of non-residents to Bulgaria was 898.9 thousand (Annex, Table 2), or 6.1% more in comparison with the same month of the previous year (Figure 4). An increase in the trips with all observed purposes was registered. Transit passes through the country were 36.0% (323.5 thousand) of all visits of non-residents to Bulgaria.

Figure 4. Arrivals of visitors from abroad to Bulgaria by months



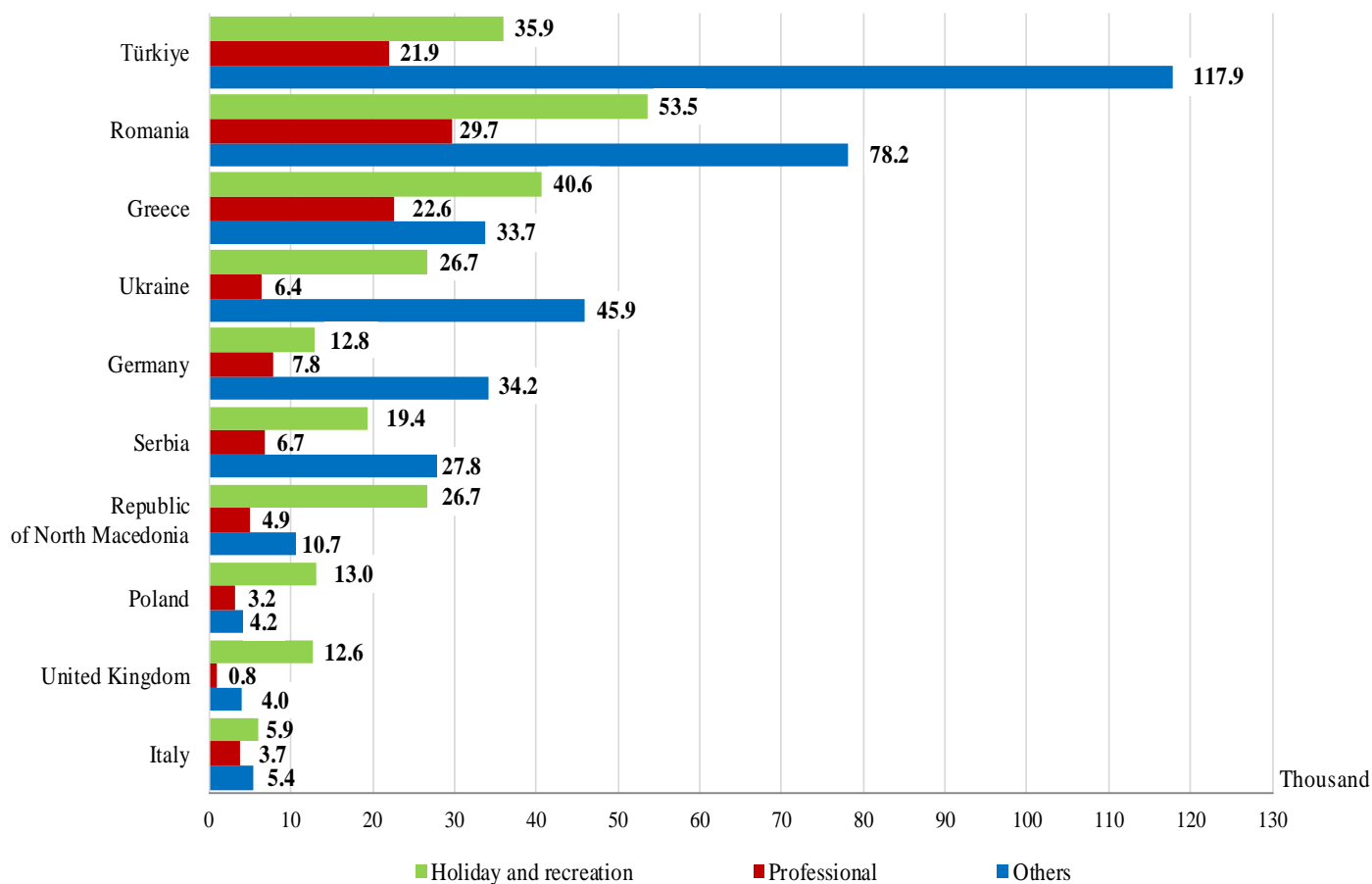
The share of visits of EU citizens was 47.9% of the total number of non-residents' visits to Bulgaria and reached 430.5 thousand, the largest being by visitors from Romania - 37.5%, Greece - 22.5%, and Germany - 12.7%.

The visits of non-residents in the group 'Other European countries'¹ were 380.1 thousand, or 42.3% of all visits to Bulgaria. The highest number of visits from Türkiye - 175.7 thousand, or 46.2% in this group was registered.

Most visits to Bulgaria were from: Türkiye - 175.7 thousand, Romania - 161.4, Greece - 96.9 thousand, Ukraine - 79.0 thousand, Germany - 54.8 thousand, Serbia - 53.9 thousand, Republic of North Macedonia - 42.3 thousand, Poland - 20.4 thousand, the United Kingdom - 17.4 thousand, Italy - 15.0 thousand (Figure 5).

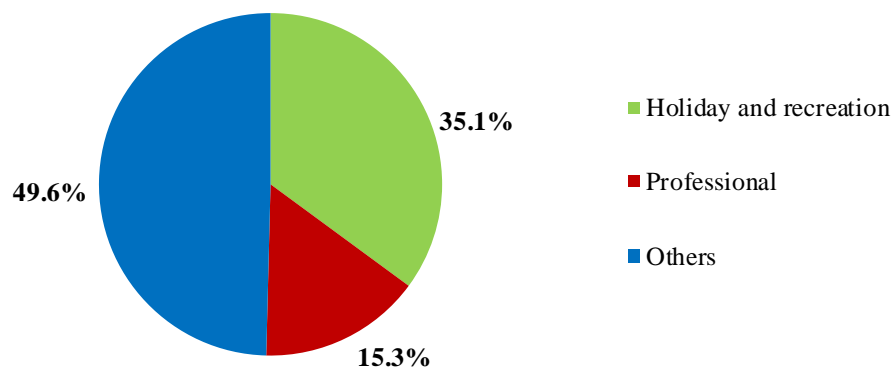
¹ Group 'Other European countries' includes countries in Europe outside the EU.

Figure 5. Top visits by non-residents to Bulgaria by country of residence and purpose in October 2023



The predominant share of the visits was with other purposes - 49.6%, followed by trips with holiday and recreation purposes - 35.1%, and with professional purpose - 15.3%.

Figure 6. Structure of visits of non-residents to Bulgaria by purpose in October 2023





Methodological notes

The definitions recommended by the World Tourist Organization and the Methodological manual for tourism by Eurostat are applied by the National Statistical Institute.

In accordance with these definitions, **an international tourist** is any person who travels to a country other than his/her permanent residence for less than a year and whose main purpose is not doing any activity for payment in the place visited.

The purposes of visiting a country are the following:

- Excursion, holiday or entertainment (visits to cultural or historical landmarks, sport events and others);
- Visiting friends and relatives;
- Professional purposes (business trips, participation in conferences, congresses, concluding deals, etc.);
- Other (education, medical treatment, etc.) purposes.

Statistical data on the trips of Bulgarian residents travelling abroad and visits by non-residents to Bulgaria are obtained on the basis of monthly information received from the Ministry of Interior and a sample survey of the National Statistical Institute among residents and non-residents passing through border checkpoints.

Data on the number of trips of the citizens of the European Union are estimated on the basis of the information obtained from the Ministry of Interior and the airport authorities. Data on the number of citizens from 'third countries' are obtained directly from the Ministry of Interior.

Data on the purposes of the trips are obtained on the basis of the NSI's regular monthly sample survey of passing residents and non-residents through the border checkpoints.

Annex

Table 1

**Trips of Bulgarian residents abroad by purpose of visit
and country of destination in October 2023**

(Number)

Country of destination	Total	Purpose of visit		
		Holiday and recreation	Professional	Others
Total	693952	261992	138962	292998
EU	386954	165541	89693	131720
Austria	18568	4153	5375	9040
Belgium	6669	794	2064	3811
Croatia	4820	2613	1446	761
Cyprus	653	390	174	89
Czechia	8838	3918	2101	2819
Denmark	2514	837	656	1021
Finland	362	112	105	145
France	9817	4295	2454	3068
Germany	49467	21873	10736	16858
Greece	165104	69291	46015	49798
Hungary	5356	1792	2060	1504
Ireland	1009	336	215	458
Italy	20926	11373	2729	6824
Malta	884	409	126	349
Netherlands	7950	1517	1223	5210
Poland	5404	2372	2241	791
Portugal	2235	1242	745	248
Romania	57603	28329	5666	23608
Slovakia	3113	1903	398	812
Slovenia	1473	491	347	635
Spain	12056	6831	2210	3015
Sweden	1003	503	270	230
Other EU countries	1130	167	337	626
Other European countries	290779	84961	47381	158437
Norway	1701	389	569	743
Republic of North Macedonia	22512	8595	7725	6192
Russian Federation	113	-	-	113
Serbia	59470	14895	11251	33324
Switzerland	3899	487	975	2437
Türkiye	183820	53308	21139	109373
Ukraine	98	-	-	98
United Kingdom	19166	7287	5722	6157
Other countries	2981	1351	383	1247
Canada	468	341	-	127
Israel	1527	831	114	582
USA	986	179	269	538
Rest of the world	13238	10139	1505	1594



Table 2

Arrivals of visitors from abroad to Bulgaria
by purpose of visit and country of origin in October 2023

(Number)

Country of origin	Total	Purpose of visit		
		Holiday and recreation	Professional	Others
Total	898904	315593	137487	445824
EU	430521	153272	85750	191499
Austria	12152	2143	2762	7247
Belgium	6556	959	1814	3783
Croatia	3504	1549	752	1203
Cyprus	1665	392	661	612
Czechia	4012	1473	926	1613
Denmark	1991	932	206	853
Finland	1311	1015	194	102
France	11142	3734	2971	4437
Germany	54801	12798	7829	34174
Greece	96898	40587	22616	33695
Hungary	6970	3250	573	3147
Ireland	2268	1313	358	597
Italy	14973	5926	3679	5368
Malta	376	237	139	-
Netherlands	9066	1183	2759	5124
Poland	20429	12981	3192	4256
Portugal	1931	1121	516	294
Romania	161415	53522	29685	78208
Slovakia	3008	1257	430	1321
Slovenia	1265	518	422	325
Spain	7690	3507	1383	2800
Sweden	2964	785	509	1670
Other EU countries	4134	2090	1374	670
Other European countries	380127	126783	43000	210344
Norway	1602	737	488	377
Republic of North Macedonia	42269	26732	4883	10654
Russian Federation	6820	3652	644	2524
Serbia	53933	19466	6671	27796
Switzerland	3400	908	1275	1217
Türkiye	175664	35914	21906	117844
Ukraine	79011	26730	6340	45941
United Kingdom	17428	12644	793	3991
Other countries	23566	18373	916	4277
Canada	1937	1461	73	403
Israel	9377	8688	73	616
Japan	696	497	94	105
USA	11556	7727	676	3153
Rest of the world	64690	17165	7821	39704