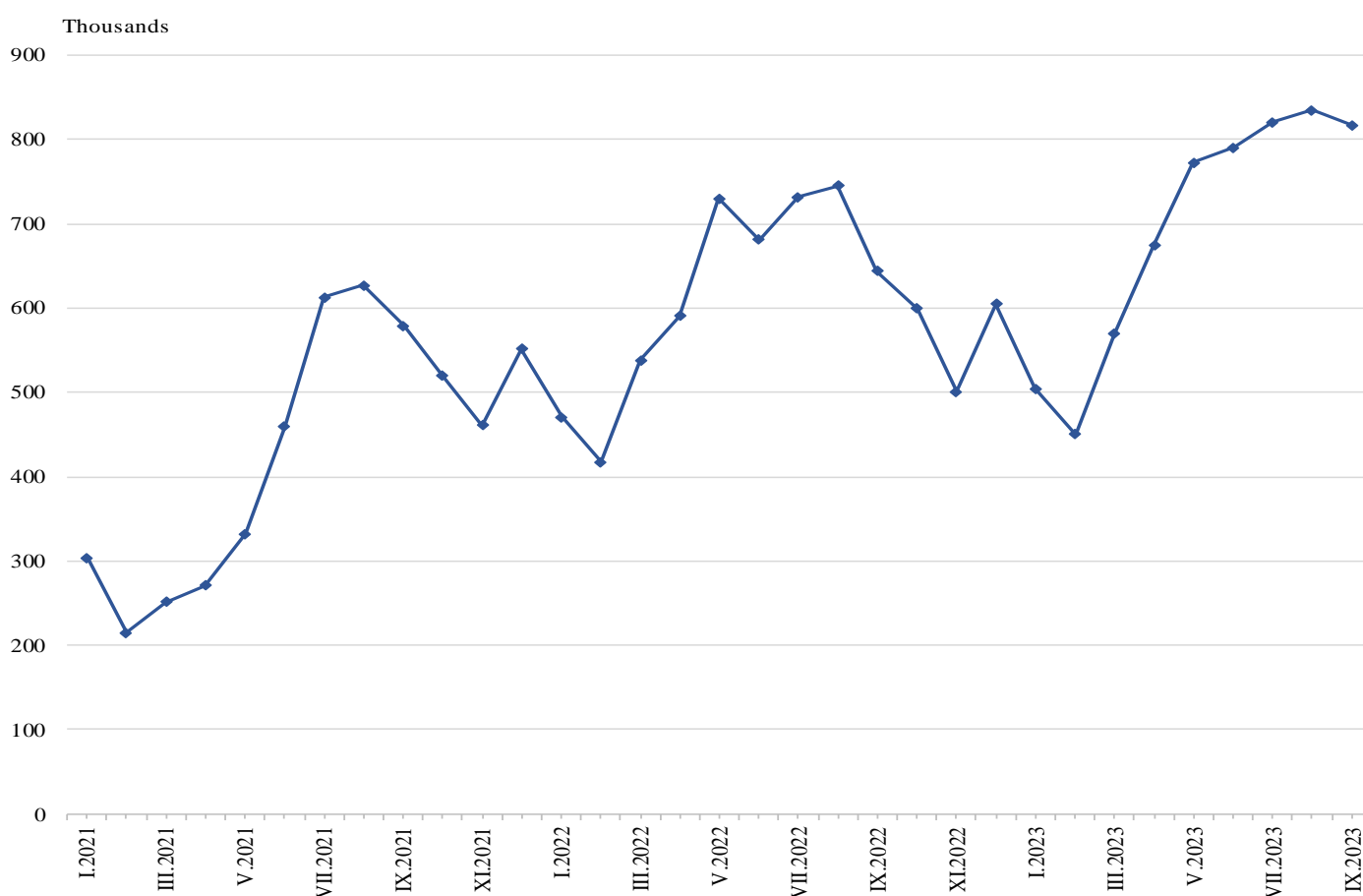


TRIPS OF BULGARIAN RESIDENTS ABROAD AND ARRIVALS OF VISITORS FROM ABROAD TO BULGARIA IN SEPTEMBER 2023

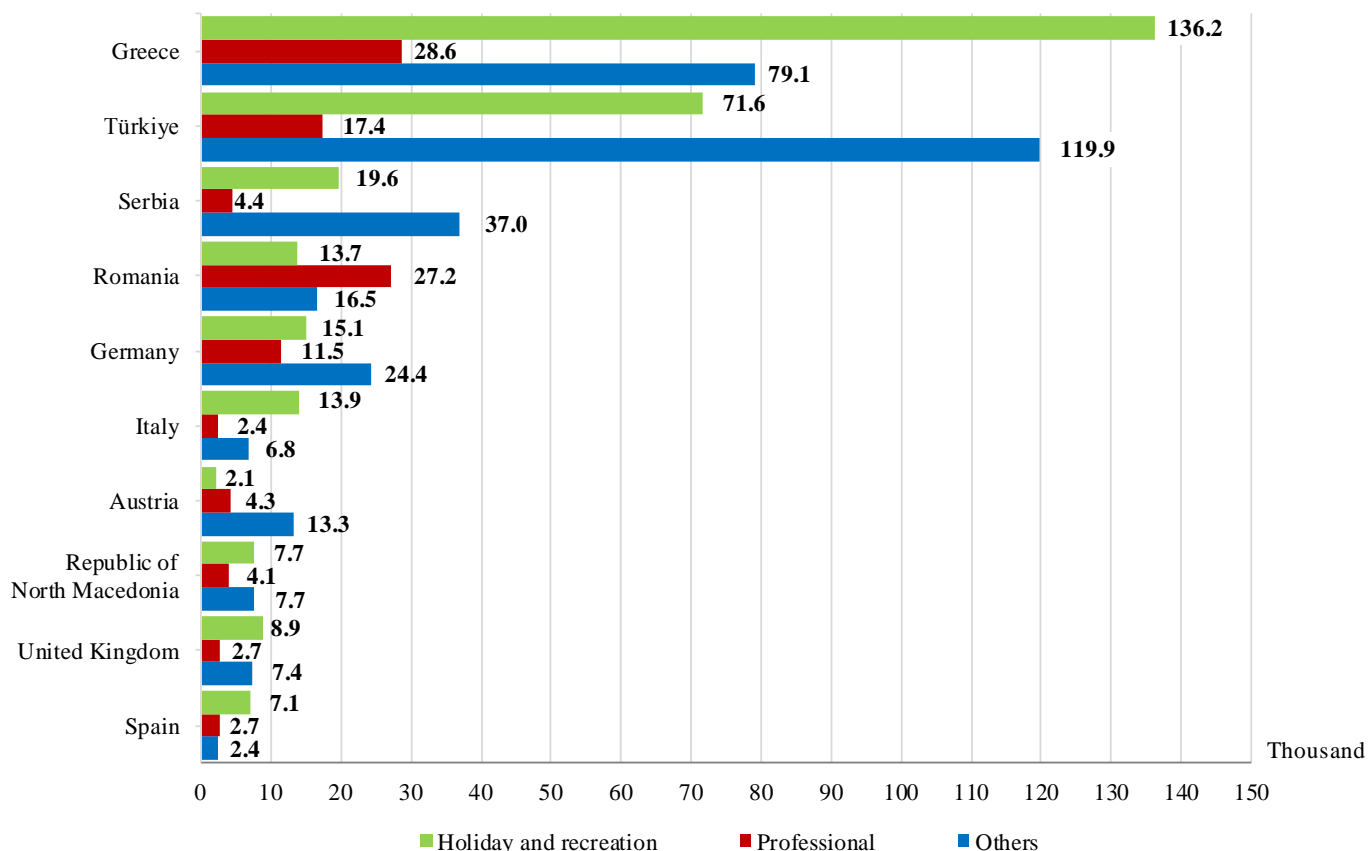
In September 2023, the number of trips of Bulgarian residents abroad was 816.5 thousand (Annex, Table 1), or 26.8% above the registered in September 2022. An increase in the trips with all observed purposes was registered.

Figure 1. Trips of Bulgarian residents abroad by months



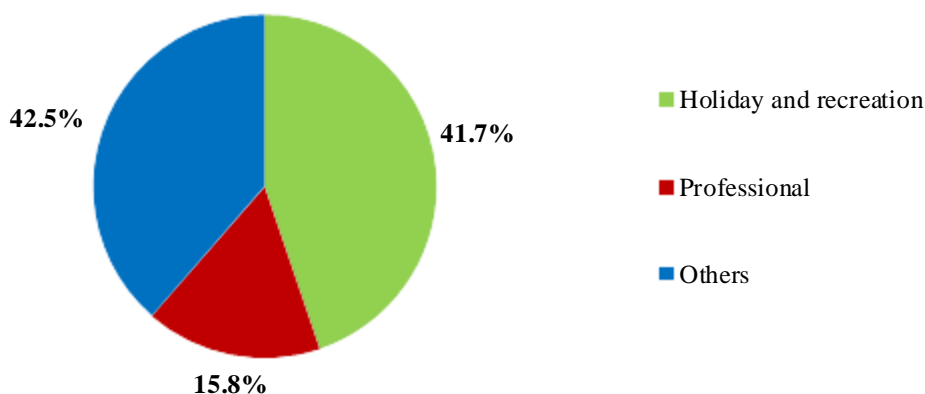
Most trips of Bulgarian residents were made to: Greece - 243.9 thousand, Türkiye - 208.9 thousand, Serbia - 61.0 thousand, Romania - 57.4 thousand, Germany - 51.0 thousand, Italy - 23.1 thousand, Austria - 19.7 thousand, Republic of North Macedonia - 19.5 thousand, the United Kingdom - 19.0 thousand, Spain - 12.3 thousand (Figure 2).

Figure 2. Top foreign destinations for Bulgarian residents by purpose of visit in September 2023



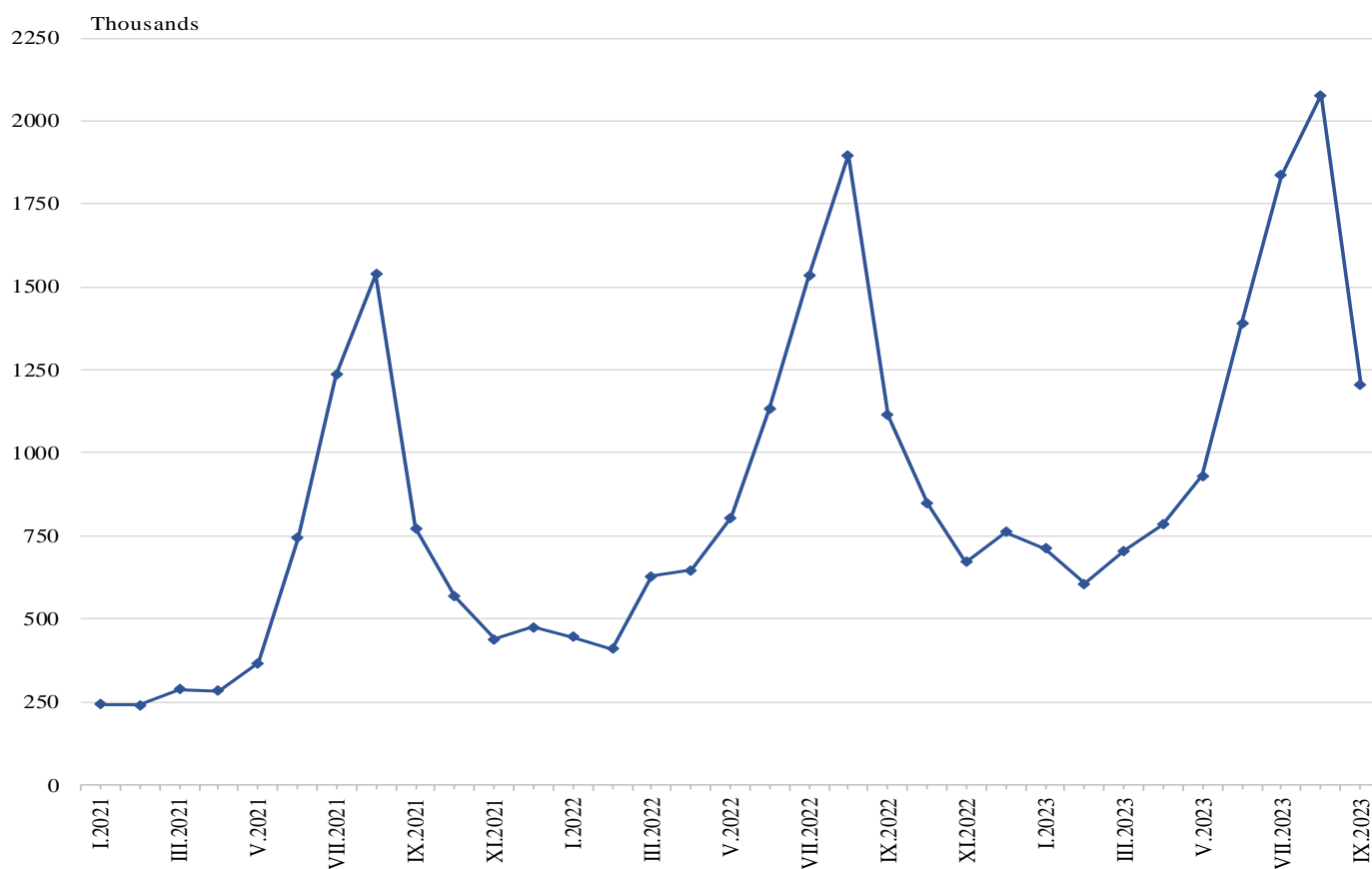
The trips with other purposes (as a guest, education and visiting cultural and sports events) composed the greatest share of the total number of trips of Bulgarian residents abroad - 42.5%, followed by those with holiday and recreation purposes - 41.7%, and with professional purpose - 15.8%.

Figure 3. Structure of the trips of Bulgarian residents abroad by purpose of visit in September 2023



In September 2023, the number of visits of non-residents to Bulgaria was 1 206.0 thousand (Annex, Table 2), or 8.4% more in comparison with the same month of the previous year (Figure 4). An increase in the trips with holiday and recreation purposes - by 20.6%, and with other purposes - by 4.5% was registered, while those with professional purpose decreased by 17.0%. Transit passes through the country were 33.9% (408.5 thousand) of all visits of non-residents to Bulgaria.

Figure 4. Arrivals of visitors from abroad to Bulgaria by months



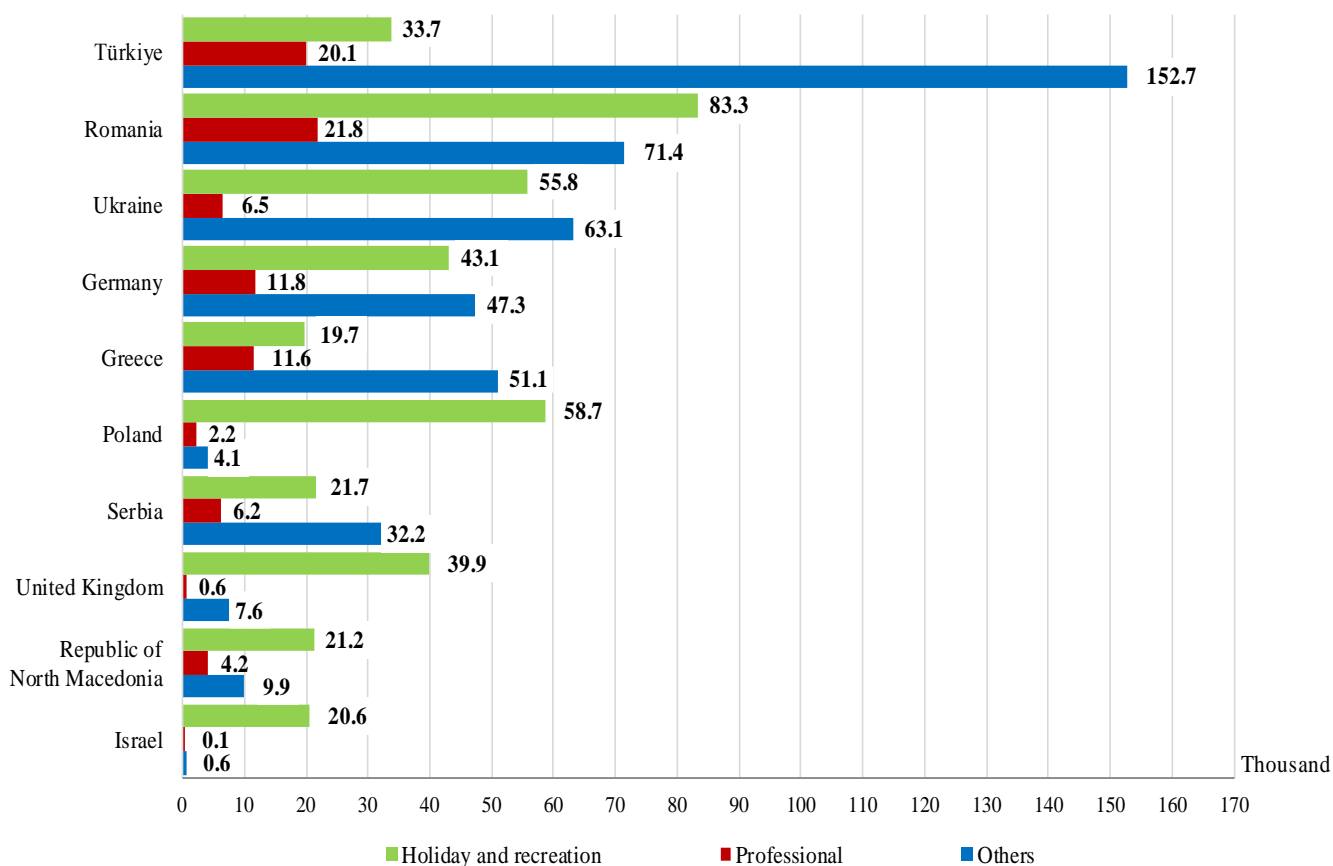
The share of visits of EU citizens was 47.8% of the total number of non-residents' visits to Bulgaria and reached 576.6 thousand, the largest being by visitors from Romania - 30.6%, Germany - 17.7% and Greece - 14.3%.

The visits of non-residents in the group 'Other European countries'¹ were 492.9 thousand, or 40.9% of all visits to Bulgaria. The highest number of visits from Türkiye - 206.5 thousand, or 41.9% in this group was registered.

Most visits to Bulgaria were from: Türkiye - 206.5 thousand, Romania - 176.5, Ukraine - 125.4 thousand, Germany - 102.2 thousand, Greece - 82.4 thousand, Poland - 65.0 thousand, Serbia - 60.1 thousand, the United Kingdom - 48.1 thousand, Republic of North Macedonia - 35.3 thousand, Israel - 21.3 thousand (Figure 5).

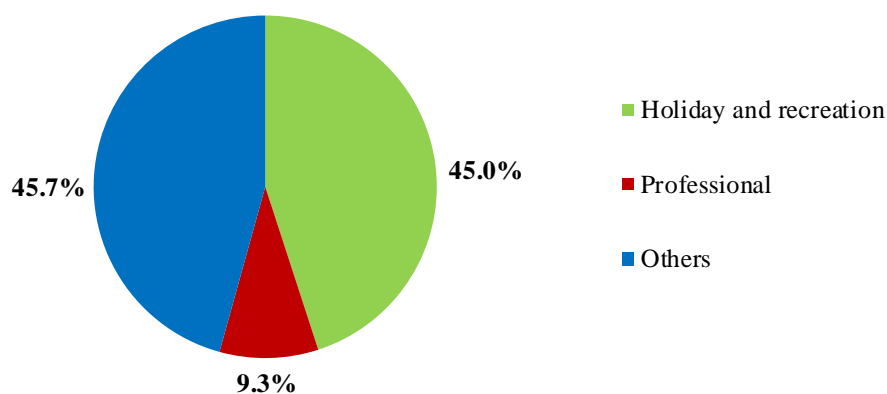
¹ Group 'Other European countries' includes countries in Europe outside the EU.

Figure 5. Top visits by non-residents to Bulgaria by country of residence and purpose in September 2023



The predominant share of the visits was with other purposes - 45.7%, followed by trips with holiday and recreation purposes - 45.0%, and with professional purpose - 9.3%.

Figure 6. Structure of visits of non-residents to Bulgaria by purpose in September 2023





Methodological notes

The definitions recommended by the World Tourist Organization and the Methodological manual for tourism by Eurostat are applied by the National Statistical Institute.

In accordance with these definitions, **an international tourist** is any person who travels to a country other than his/her permanent residence for less than a year and whose main purpose is not doing any activity for payment in the place visited.

The purposes of visiting a country are the following:

- Excursion, holiday or entertainment (visits to cultural or historical landmarks, sport events and others);
- Visiting friends and relatives;
- Professional purposes (business trips, participation in conferences, congresses, concluding deals, etc.);
- Other (education, medical treatment, etc.) purposes.

Statistical data on the trips of Bulgarian residents travelling abroad and visits by non-residents to Bulgaria are obtained on the basis of monthly information received from the Ministry of Interior and a sample survey of the National Statistical Institute among residents and non-residents passing through border checkpoints.

Data on the number of trips of the citizens of the European Union are estimated on the basis of the information obtained from the Ministry of Interior and the airport authorities. Data on the number of citizens from 'third countries' are obtained directly from the Ministry of Interior.

Data on the purposes of the trips are obtained on the basis of the NSI's regular monthly sample survey of passing residents and non-residents through the border checkpoints.

Annex

Table 1

**Trips of Bulgarian residents abroad by purpose of visit
and country of destination in September 2023**

(Number)

Country of destination	Total	Purpose of visit		
		Holiday and recreation	Professional	Others
Total	816463	340258	128993	347212
EU	483027	222792	91482	168753
Austria	19662	2034	4294	13334
Belgium	5997	925	885	4187
Croatia	7024	4097	2496	431
Cyprus	1180	1042	138	-
Czechia	12103	6389	1274	4440
Denmark	1817	260	779	778
Finland	410	140	93	177
France	11784	7376	1901	2507
Germany	50992	15082	11491	24419
Greece	243912	136239	28566	79107
Hungary	9678	3871	2581	3226
Ireland	2269	851	218	1200
Italy	23080	13915	2376	6789
Malta	1329	946	190	193
Netherlands	6734	1554	518	4662
Poland	6107	3176	1710	1221
Portugal	2140	1223	206	711
Romania	57382	13739	27163	16480
Slovakia	3787	1947	465	1375
Slovenia	1488	473	673	342
Spain	12252	7113	2748	2391
Sweden	892	347	106	439
Other EU countries	1008	53	611	344
Other European countries	313688	109265	30931	173492
Norway	1456	551	364	541
Republic of North Macedonia	19547	7736	4115	7696
Russian Federation	99	-	-	99
Serbia	60991	19545	4436	37010
Switzerland	3629	909	1815	905
Türkiye	208860	71596	17388	119876
Ukraine	135	-	135	-
United Kingdom	18971	8928	2678	7365
Other countries	3582	1755	724	1103
Canada	306	-	114	192
Israel	2160	1512	432	216
USA	1116	243	178	695
Rest of the world	16166	6446	5856	3864

Table 2

Arrivals of visitors from abroad to Bulgaria
by purpose of visit and country of origin in September 2023

(Number)

Country of origin	Total	Purpose of visit		
		Holiday and recreation	Professional	Others
Total	1206043	542585	112238	551220
EU	576554	292780	64193	219581
Austria	17161	4339	2076	10746
Belgium	11107	4702	987	5418
Croatia	2136	1267	162	707
Cyprus	1236	497	430	309
Czechia	19578	15604	1825	2149
Denmark	3232	1731	869	632
Finland	2139	1933	101	105
France	18349	10009	2383	5957
Germany	102239	43139	11786	47314
Greece	82389	19727	11604	51058
Hungary	12096	7560	559	3977
Ireland	5679	4131	723	825
Italy	12265	5429	1363	5473
Malta	471	325	146	-
Netherlands	16099	7499	1167	7433
Poland	65034	58751	2217	4066
Portugal	2244	1950	294	-
Romania	176530	83336	21804	71390
Slovakia	6380	4390	580	1410
Slovenia	1465	1227	114	124
Spain	7413	5724	1450	239
Sweden	3706	2965	741	-
Other EU countries	7606	6545	812	249
Other European countries	492899	183772	39645	269482
Norway	2984	2648	215	121
Republic of North Macedonia	35258	21141	4190	9927
Russian Federation	11398	7647	612	3139
Serbia	60148	21695	6176	32277
Switzerland	3117	1257	1232	628
Türkiye	206522	33718	20132	152672
Ukraine	125410	55816	6522	63072
United Kingdom	48062	39850	566	7646
Other countries	36886	31629	870	4387
Canada	2639	1983	65	591
Israel	21253	20549	109	595
Japan	727	477	90	160
USA	12267	8620	606	3041
Rest of the world	99704	34404	7530	57770