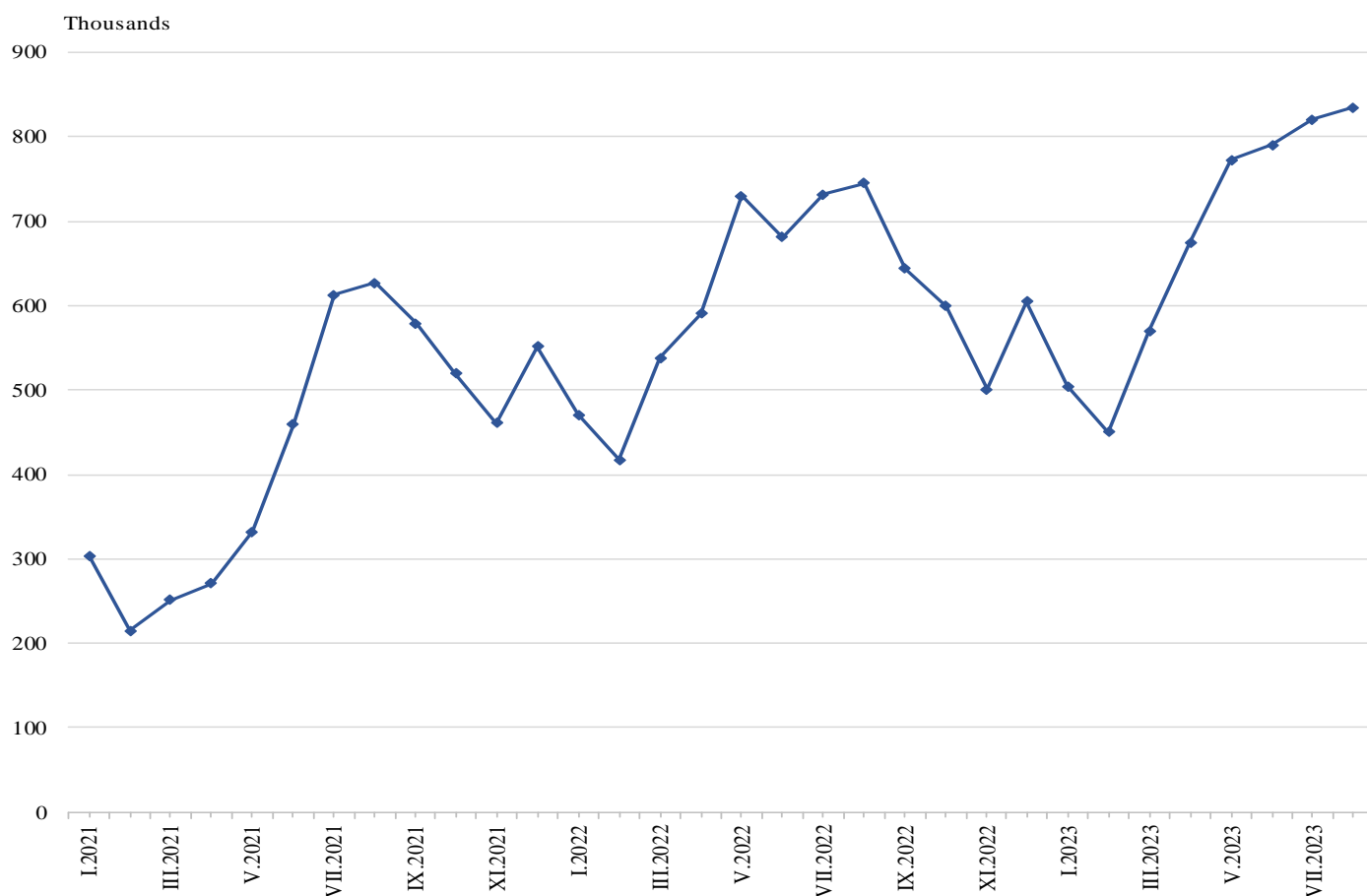


TRIPS OF BULGARIAN RESIDENTS ABROAD AND ARRIVALS OF VISITORS FROM ABROAD TO BULGARIA IN AUGUST 2023

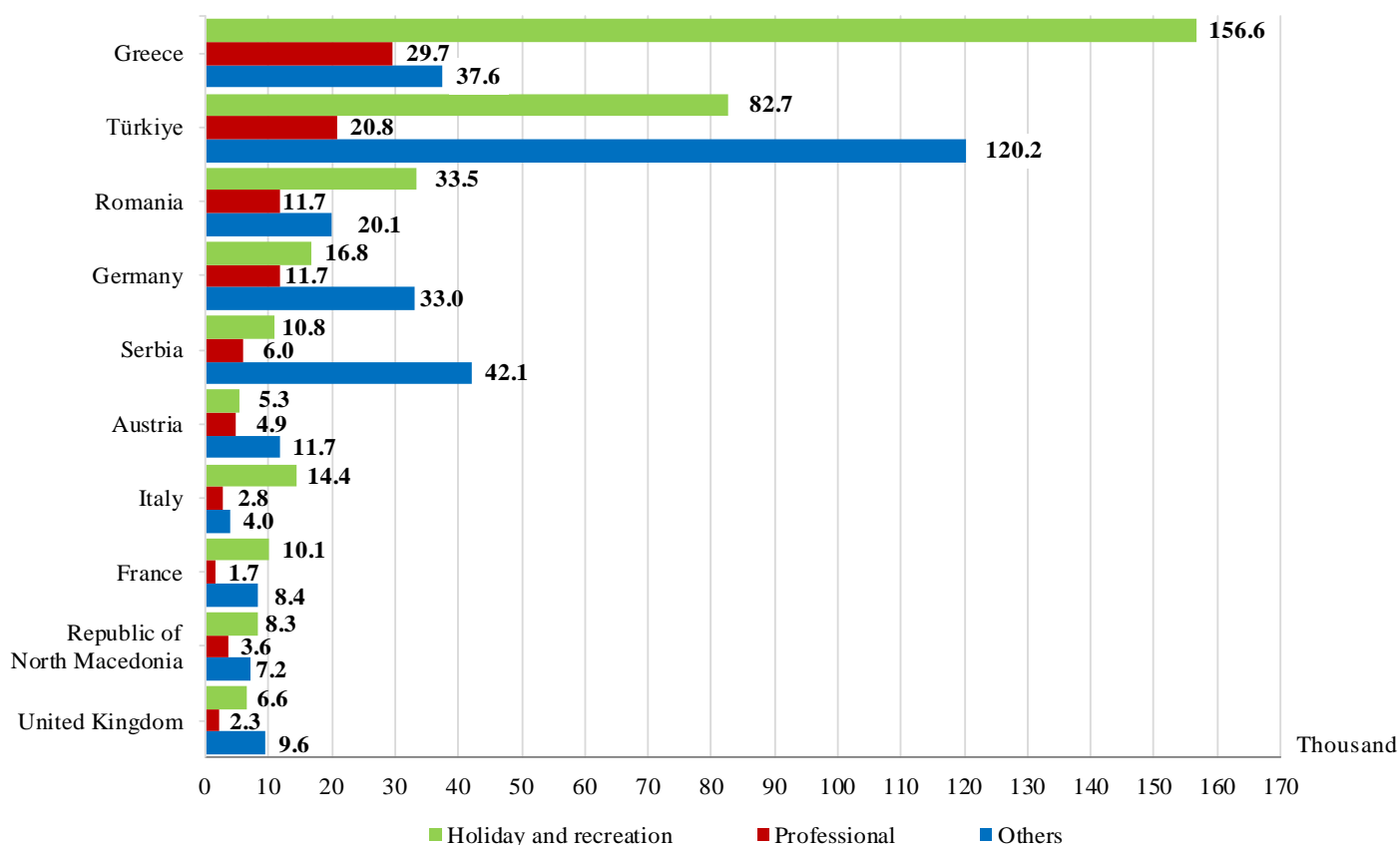
In August 2023, the number of trips of Bulgarian residents abroad was 834.3 thousand (Annex, Table 1), or 12.0% above the registered in August 2022. An increase in the trips with holiday and recreation purpose - by 18.8%, and with other purposes - by 10.7% was registered, while those with professional purpose decreased by 3.9%.

Figure 1. Trips of Bulgarian residents abroad by months



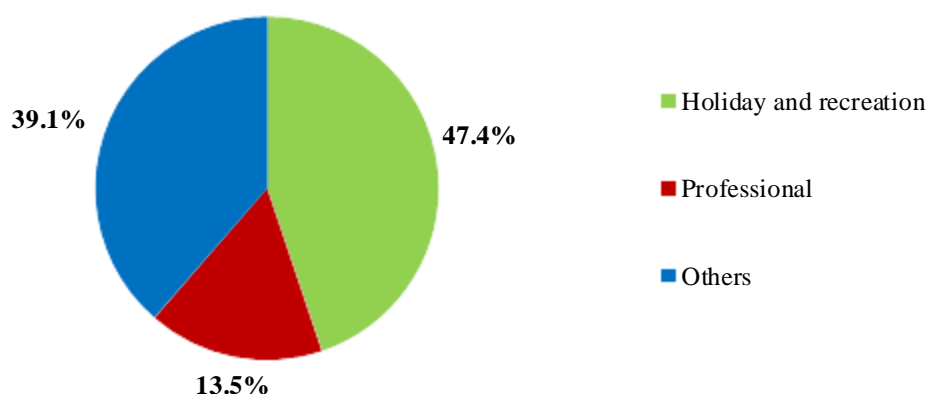
Most trips of Bulgarian residents were made to: Greece - 223.9 thousand, Türkiye - 223.7 thousand, Romania - 65.3 thousand, Germany - 61.5 thousand, Serbia - 58.9 thousand, Austria - 21.9 thousand, Italy - 21.2 thousand, France - 20.2 thousand, Republic of North Macedonia - 19.1 thousand, the United Kingdom - 18.5 thousand (Figure 2).

Figure 2. Top foreign destinations for Bulgarian residents by purpose of visit in August 2023



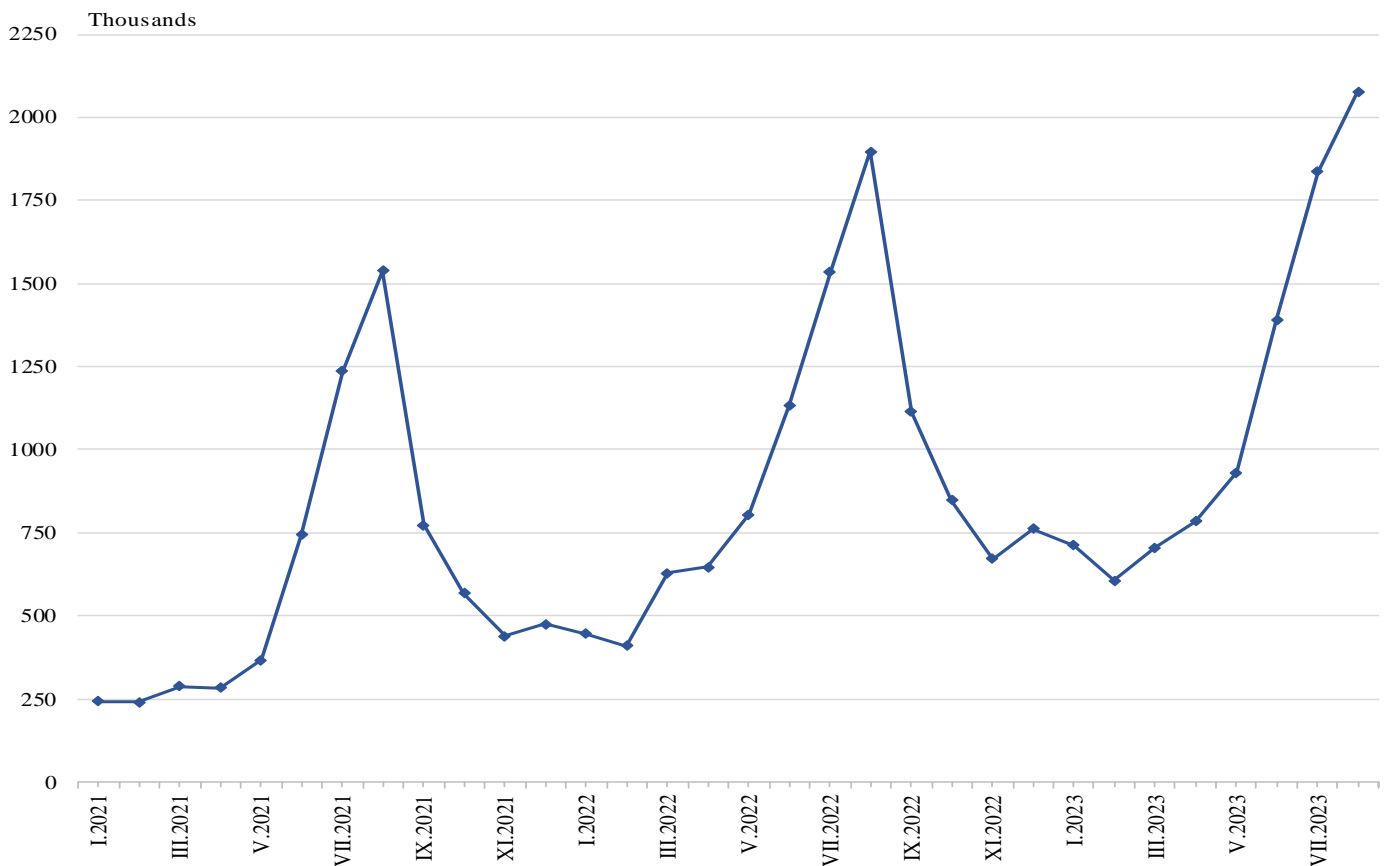
The trips with holiday and recreation purpose composed the greatest share of the total number of trips of Bulgarian residents abroad - 47.4%, followed by those with other purposes (as a guest, education and visiting cultural and sports events) - 39.1%, and with professional purpose - 13.5%.

Figure 3. Structure of the trips of Bulgarian residents abroad by purpose of visit in August 2023



In August 2023, the number of visits of non-residents to Bulgaria was 2 077.6 thousand (Annex, Table 2), or 9.5% more in comparison with August 2022 (Figure 4). An increase in the trips with holiday and recreation purpose - by 11.7%, and with other purposes - by 9.6% was registered, while those with professional purpose decreased by 8.8%. Transit passes through the country were 39.3% (815.9 thousand) of all visits of non-residents to Bulgaria.

Figure 4. Arrivals of visitors from abroad to Bulgaria by months



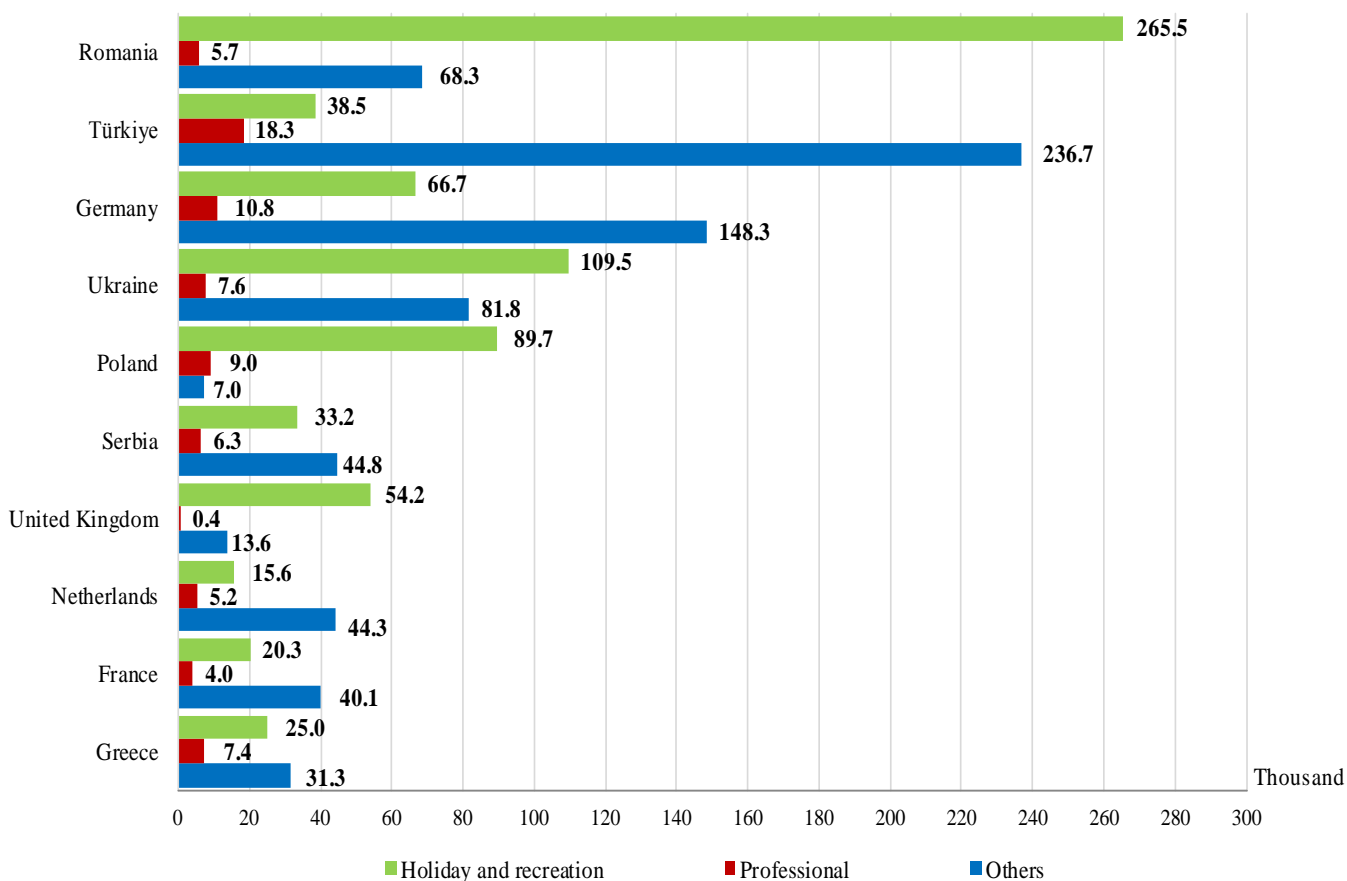
The share of visits of EU citizens was 55.1% of the total number of non-residents' visits to Bulgaria and reached 1 145.4 thousand, the largest being by visitors from Romania - 29.6%, and Germany - 19.7%.

The visits of non-residents in the group 'Other European countries'¹ were 725.7 thousand, or 34.9% of all visits to Bulgaria. The highest number of visits from Türkiye - 293.5 thousand, or 40.4% in this group was registered.

Most visits to Bulgaria were from: Romania - 339.5, Türkiye - 293.5 thousand, Germany - 225.8 thousand, Ukraine - 198.9 thousand, Poland - 105.7 thousand, Serbia - 84.3 thousand, the United Kingdom - 68.2 thousand, The Netherlands - 65.1 thousand, France - 64.4 thousand, Greece - 63.7 thousand (Figure 5).

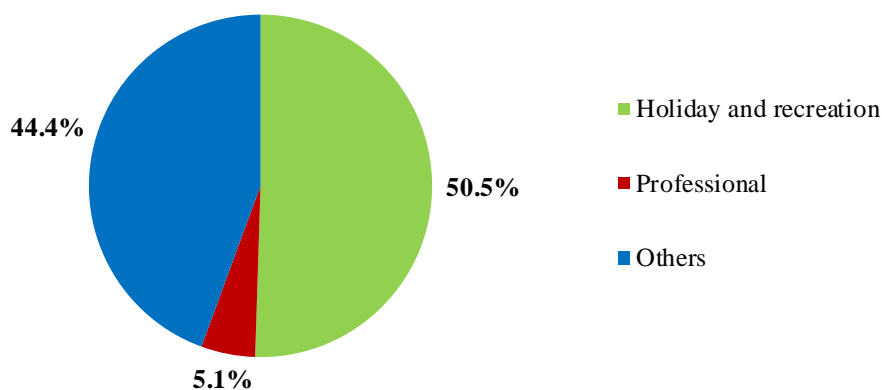
¹ Group 'Other European countries' includes countries in Europe outside the EU.

Figure 5. Top visits by non-residents to Bulgaria by country of residence and purpose in August 2023



The predominant share of the visits was with holiday and recreation purpose - 50.5%, followed by trips with other purposes - 44.4%, and with professional purpose - 5.1%.

Figure 6. Structure of visits of non-residents to Bulgaria by purpose in August 2023





Methodological notes

The definitions recommended by the World Tourist Organization and the Methodological manual for tourism by Eurostat are applied by the National Statistical Institute.

In accordance with these definitions, **an international tourist** is any person who travels to a country other than his/her permanent residence for less than a year and whose main purpose is not doing any activity for payment in the place visited.

The purposes of visiting a country are the following:

- Excursion, holiday or entertainment (visits to cultural or historical landmarks, sport events and others);
- Visiting friends and relatives;
- Professional purposes (business trips, participation in conferences, congresses, concluding deals, etc.);
- Other (education, medical treatment, etc.) purposes.

Statistical data on the trips of Bulgarian residents travelling abroad and visits by non-residents to Bulgaria are obtained on the basis of monthly information received from the Ministry of Interior and a sample survey of the National Statistical Institute among residents and non-residents passing through border checkpoints.

Data on the number of trips of the citizens of the European Union are estimated on the basis of the information obtained from the Ministry of Interior and the airport authorities. Data on the number of citizens from 'third countries' are obtained directly from the Ministry of Interior.

Data on the purposes of the trips are obtained on the basis of the NSI's regular monthly sample survey of passing residents and non-residents through the border checkpoints.

Annex

Table 1

**Trips of Bulgarian residents abroad by purpose of visit
and country of destination in August 2023**

(Number)

Country of destination	Total	Purpose of visit		
		Holiday and recreation	Professional	Others
Total	834335	395733	112584	326018
EU	490298	274257	74217	141824
Austria	21866	5286	4875	11705
Belgium	9180	1800	1620	5760
Croatia	7487	5615	1248	624
Cyprus	1325	707	108	510
Czechia	12131	6826	758	4547
Denmark	2900	1295	699	906
Finland	575	465	110	-
France	20170	10074	1682	8414
Germany	61471	16763	11739	32969
Greece	223941	156622	29723	37596
Hungary	7508	4006	1572	1930
Ireland	1357	774	161	422
Italy	21226	14407	2852	3967
Malta	1181	787	-	394
Netherlands	6029	1648	1393	2988
Poland	7033	4161	1592	1280
Portugal	2326	1732	207	387
Romania	65311	33439	11732	20140
Slovakia	4273	1509	213	2551
Slovenia	1494	841	223	430
Spain	9486	5288	1083	3115
Sweden	1022	107	203	712
Other EU countries	1006	105	424	477
Other European countries	322964	109497	33594	179873
Norway	1069	527	261	281
Republic of North Macedonia	19056	8240	3605	7211
Russian Federation	99	-	-	99
Serbia	58904	10819	6011	42074
Switzerland	1444	678	436	330
Türkiye	223712	82688	20781	120243
Ukraine	156	-	156	-
United Kingdom	18524	6545	2344	9635
Other countries	3331	1793	532	1006
Canada	304	154	106	44
Israel	2081	1116	302	663
USA	946	523	124	299
Rest of the world	17742	10186	4241	3315



Table 2

Arrivals of visitors from abroad to Bulgaria
by purpose of visit and country of origin in August 2023

(Number)

Country of origin	Total	Purpose of visit		
		Holiday and recreation	Professional	Others
Total	2077625	1048154	106946	922525
EU	1145357	640148	60591	444618
Austria	50381	7471	5408	37502
Belgium	42315	7758	2395	32162
Croatia	3728	2356	129	1243
Cyprus	2822	1493	-	1329
Czechia	56953	50850	1394	4709
Denmark	8515	6275	773	1467
Finland	3220	2608	148	464
France	64370	20248	4023	40099
Germany	225762	66698	10752	148312
Greece	63722	24947	7432	31343
Hungary	19209	12806	2561	3842
Ireland	6074	4595	759	720
Italy	23149	12694	1510	8945
Malta	626	405	-	221
Netherlands	65123	15625	5210	44288
Poland	105734	89692	9021	7021
Portugal	2688	1596	111	981
Romania	339488	265442	5719	68327
Slovakia	20385	15158	1018	4209
Slovenia	1838	1526	109	203
Spain	12086	10710	1015	361
Sweden	12931	7057	294	5580
Other EU countries	14238	12138	810	1290
Other European countries	725705	290986	37903	396816
Norway	10065	9060	252	753
Republic of North Macedonia	44252	28069	4013	12170
Russian Federation	20902	15939	494	4469
Serbia	84265	33234	6269	44762
Switzerland	5661	2573	573	2515
Türkiye	293483	38495	18247	236741
Ukraine	198854	109432	7608	81814
United Kingdom	68223	54184	447	13592
Other countries	55910	49415	894	5601
Canada	2976	2087	29	860
Israel	38250	37294	363	593
Japan	852	640	61	151
USA	13832	9394	441	3997
Rest of the world	150653	67605	7558	75490