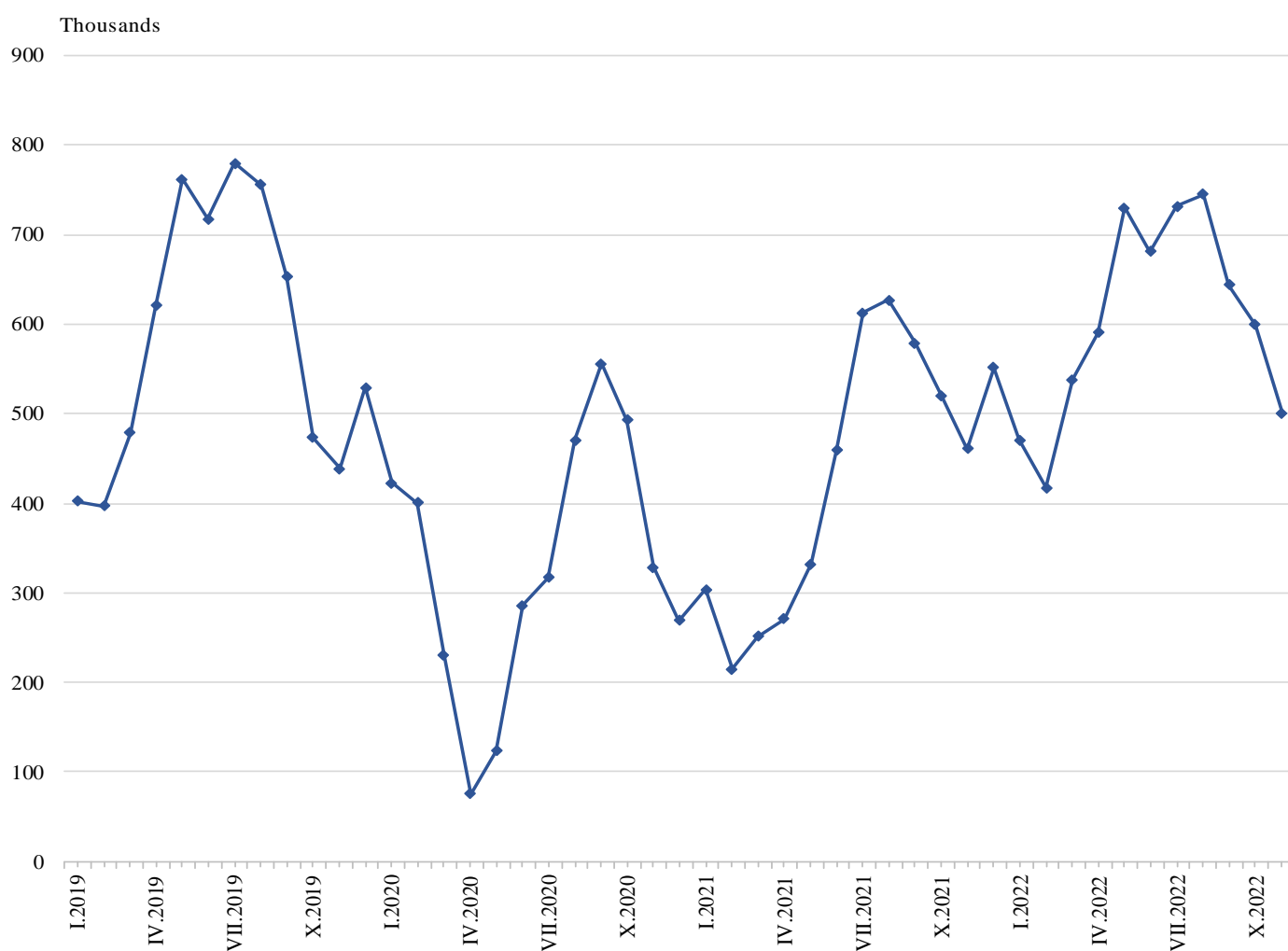


TRIPS OF BULGARIAN RESIDENTS ABROAD AND ARRIVALS OF VISITORS FROM ABROAD TO BULGARIA IN NOVEMBER 2022

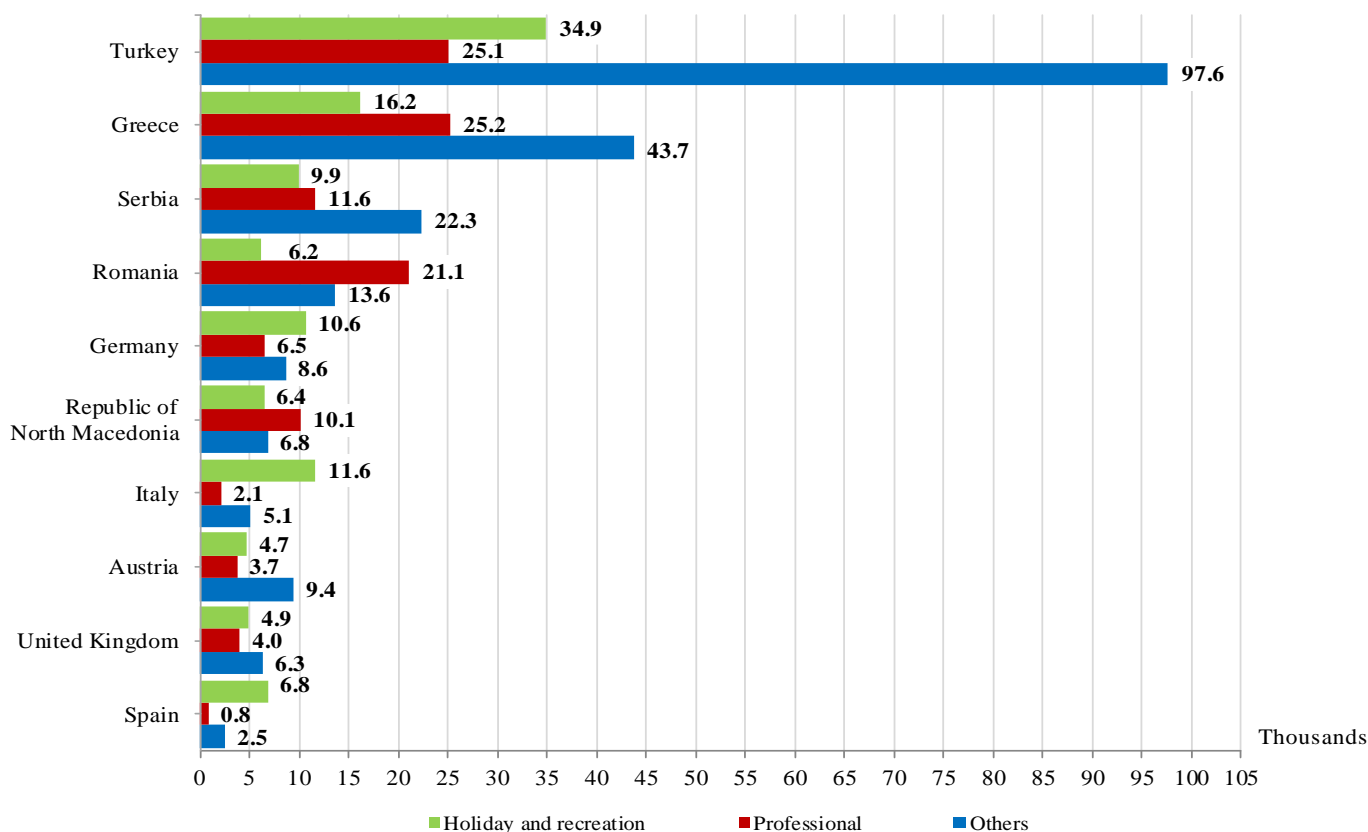
In November 2022, **the number of the trips of Bulgarian residents abroad** was 501.2 thousand (Annex, Table 1) or 8.9% above the registered in November 2021.

Figure 1. Trips of Bulgarian residents abroad by months



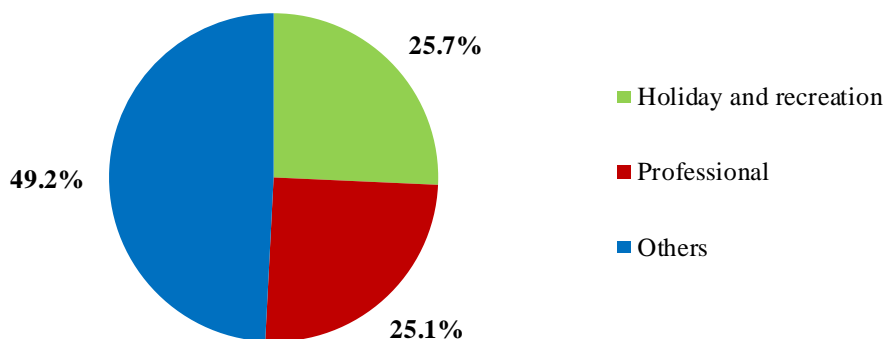
In November 2022 most trips of Bulgarian residents were made to: Turkey - 157.6 thousand, Greece - 85.1 thousand, Serbia - 43.8 thousand, Romania - 40.9 thousand, Germany - 25.7 thousand, the Republic of North Macedonia - 23.3 thousand, Italy - 18.8 thousand, Austria - 17.8 thousand, the United Kingdom - 15.2 thousand, Spain - 10.1 thousand (Figure 2).

Figure 2. Top foreign destinations for Bulgarian residents by purpose of visit in November 2022



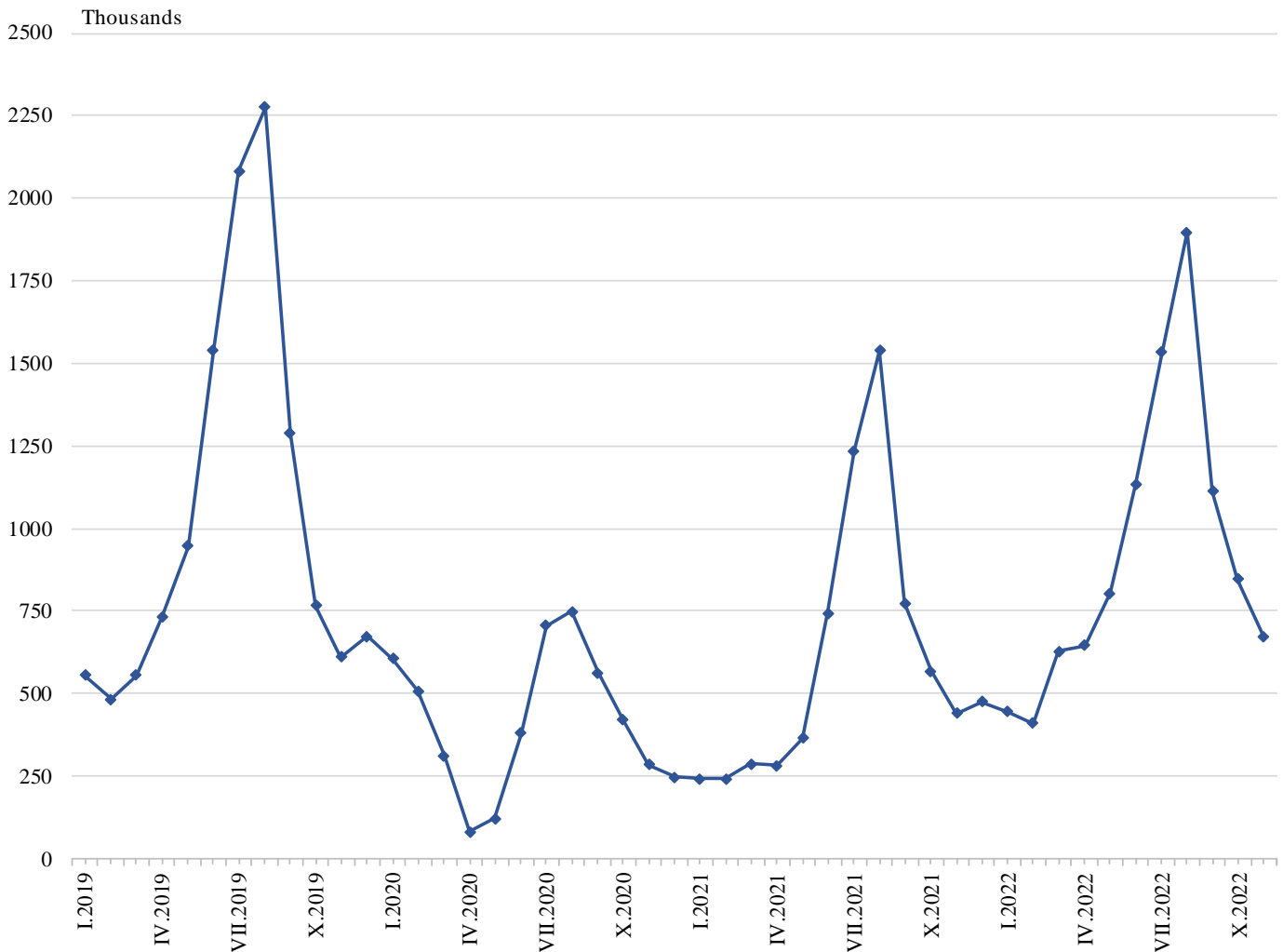
The trips with other purposes (as a guest, education and visiting cultural and sports events) in November 2022 composed the greatest share of the total number of trips of Bulgarian residents abroad - 49.2%, followed by those with holiday and recreation purpose - 25.7%, and with professional purpose - 25.1%.

Figure 3. Structure of the trips of Bulgarian residents abroad by purpose of visit in November 2022



In November 2022, the number of visits of non-residents to Bulgaria was 671.5 thousand (Annex, Table 2) or 52.8% more in comparison with November 2021 (Figure 4). An increase in the trips with all observed purposes was registered. Transit passes through the country were 37.4% (250.8 thousand) of all visits of non-residents to Bulgaria.

Figure 4. Arrivals of visitors from abroad to Bulgaria by months



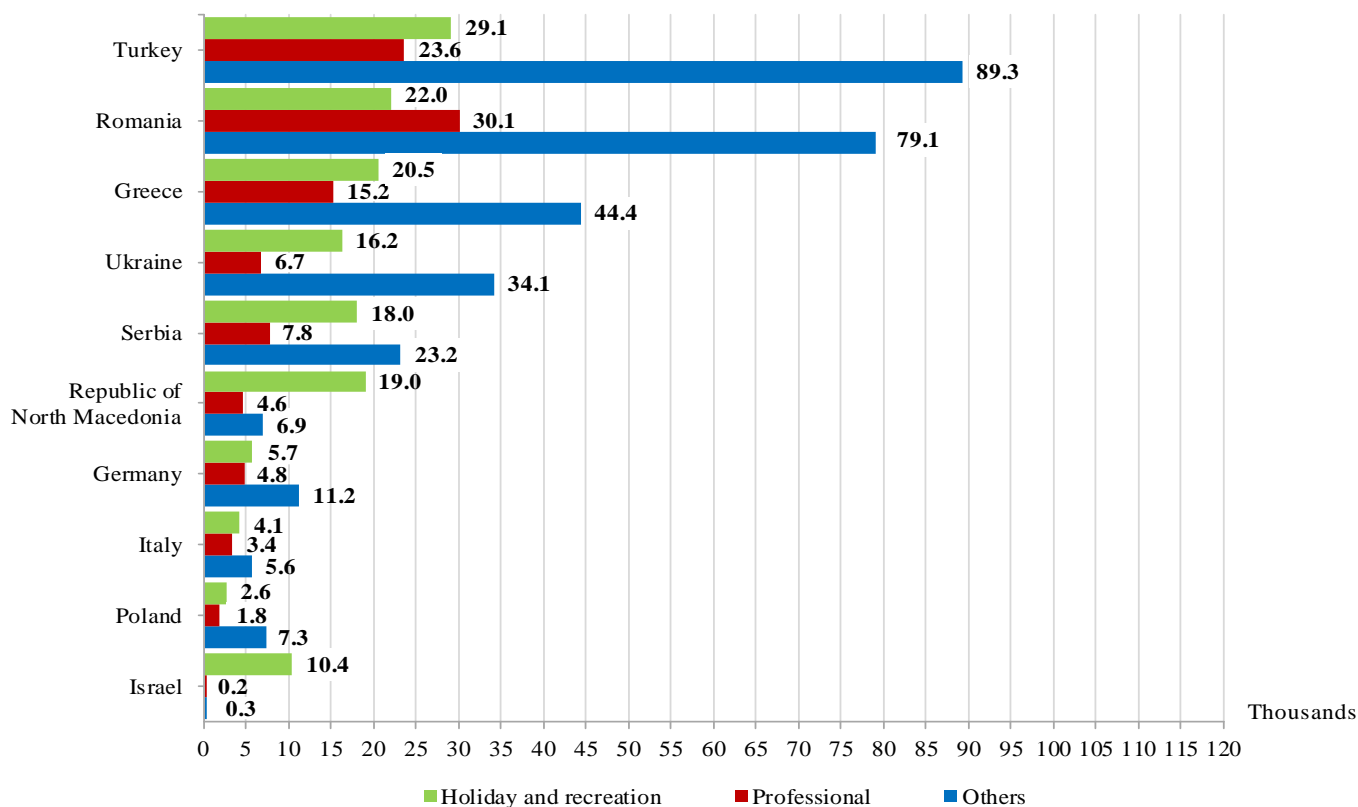
The share of visits of EU citizens was 45.9% of the total number of non-residents' visits to Bulgaria in November 2022 and reached 308.3 thousand, the largest being by visitors from Romania - 42.6% and Greece - 26.0%.

The visits of non-residents in the group 'Other European countries'¹ were 297.9 thousand, or 44.4% of all visits to Bulgaria. The highest number of visits from Turkey - 142.0 thousand or 47.7% in this group was registered.

¹ Group 'Other European countries' includes countries in Europe outside the EU and all data are provided by the Ministry of Interior.

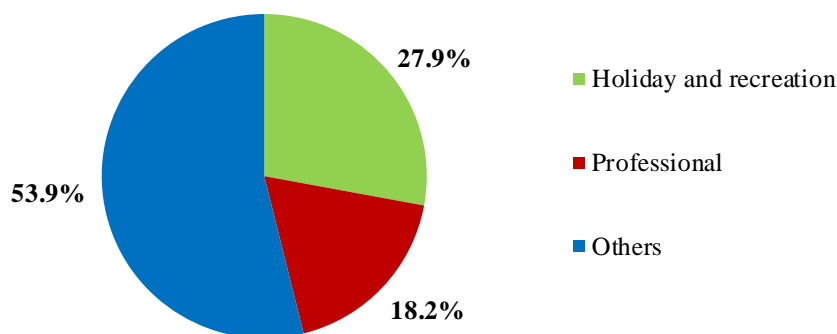
In November 2022, the most visits to Bulgaria were from: Turkey - 142.0 thousand, Romania - 131.2 thousand, Greece - 80.1 thousand, Ukraine - 57.0 thousand, Serbia - 49.0 thousand, Republic of North Macedonia - 30.5 thousand, Germany - 21.7 thousand, Italy - 13.1 thousand, Poland - 11.7 thousand, Israel - 10.9 thousand.

Figure 5. Top visits by non-residents to Bulgaria by country of residence and purpose in November 2022



In November 2022, the predominant share of the visits was with other purposes - 53.9%, followed by trips with holiday and recreation purpose - 27.9%, and with professional purpose - 18.2%.

Figure 6. Structure of visits of non-residents to Bulgaria by purpose in November 2022





Methodological notes

The definitions recommended by the World Tourist Organization and the Methodological manual for tourism by Eurostat are applied by the National Statistical Institute.

In accordance with these definitions **an international tourist** is any person who travels to a country other than his/her permanent residence for less than a year and whose main purpose is not doing any activity for payment in place visited.

The purposes of visiting a country are the following:

- Excursion, holiday or entertainment (visits to cultural or historical landmarks, sport events and others);
- Visiting friends and relatives;
- Professional purposes (business trips, participation in conferences, congresses, concluding deals, etc.);
- Other (education, medical treatment, etc.) purposes.

Statistical data on the trips of Bulgarian residents travelling abroad and visits by non-residents to Bulgaria are obtained on the basis of monthly information received from the Ministry of Interior and a sample survey of the National Statistical Institute among residents and non-residents passing through border check points.

Data on the number of the trips of the citizens of the European Union are estimated on the basis of the information obtained from the Ministry of Interior and the airport authorities. Data on the number of citizens from 'third countries' are obtained directly from the Ministry of Interior.

Data on the purposes of the trips are obtained on the basis of the NSI's regular monthly sample survey of passing residents and non-residents through the border check points.



Annex

Table 1

**Trips of Bulgarian residents abroad by purpose of visit
and country of destination in November 2022**

(Number)

Country of destination	Total	Purpose of visit		
		Holiday and recreation	Professional	Others
Total	501199	128893	125780	246526
EU	250440	69671	71863	108906
Austria	17761	4691	3686	9384
Belgium	9441	1888	3021	4532
Croatia	2703	793	1201	709
Cyprus	428	130	194	104
Czechia	8121	918	794	6409
Denmark	2607	684	469	1454
Finland	243	82	161	-
France	8311	3116	2337	2858
Germany	25724	10592	6557	8575
Greece	85084	16252	25164	43668
Hungary	2019	841	647	531
Ireland	507	248	141	118
Italy	18800	11656	2068	5076
Malta	699	164	175	360
Netherlands	5812	1743	581	3488
Poland	5584	838	1675	3071
Portugal	1460	1158	169	133
Romania	40853	6188	21055	13610
Slovakia	890	228	217	445
Slovenia	1367	235	139	993
Spain	10101	6771	777	2553
Sweden	939	103	196	640
Other EU countries	986	352	439	195
Other European countries	241619	56442	51676	133501
Norway	236	79	66	91
Republic of North Macedonia	23304	6392	10077	6835
Russian Federation	102	-	65	37
Serbia	43758	9858	11583	22317
Switzerland	1276	341	567	368
Turkey	157575	34893	25131	97551
Ukraine	121	-	121	-
United Kingdom	15247	4879	4066	6302
Other countries	2780	483	258	2039
Canada	424	117	-	307
Israel	1053	243	81	729
USA	1303	123	177	1003
Rest of the world	6360	2297	1983	2080



Table 2

Arrivals of visitors from abroad to Bulgaria
by purpose of visit and country of origin in November 2022

(Number)

Country of origin	Total	Purpose of visit		
		Holiday and recreation	Professional	Others
Total	671488	187652	122254	361582
EU	308263	68377	69670	170216
Austria	5712	952	1539	3221
Belgium	3865	782	886	2197
Croatia	3415	897	754	1764
Cyprus	1529	524	153	852
Czechia	3295	1016	235	2044
Denmark	978	148	401	429
Finland	495	196	114	185
France	6635	1382	2488	2765
Germany	21671	5626	4815	11230
Greece	80114	20564	15173	44377
Hungary	4070	1098	1357	1615
Ireland	1799	889	257	653
Italy	13096	4053	3430	5613
Malta	227	109	118	-
Netherlands	5029	887	2254	1888
Poland	11699	2552	1840	7307
Portugal	1329	564	409	356
Romania	131249	22034	30057	79158
Slovakia	1938	469	167	1302
Slovenia	906	531	181	194
Spain	5817	2252	1689	1876
Sweden	1638	546	613	479
Other EU countries	1757	306	740	711
Other European countries	297916	93760	44973	159183
Norway	579	187	122	270
Republic of North Macedonia	30459	18985	4561	6913
Russian Federation	6858	4027	478	2353
Serbia	49006	18002	7831	23173
Switzerland	1579	263	919	397
Turkey	141984	29072	23577	89335
Ukraine	56992	16221	6729	34042
United Kingdom	10459	7003	756	2700
Other countries	17341	14420	1042	1879
Canada	811	564	111	136
Israel	10935	10393	176	366
Japan	408	234	122	52
USA	5187	3229	633	1325
Rest of the world	47968	11095	6569	30304