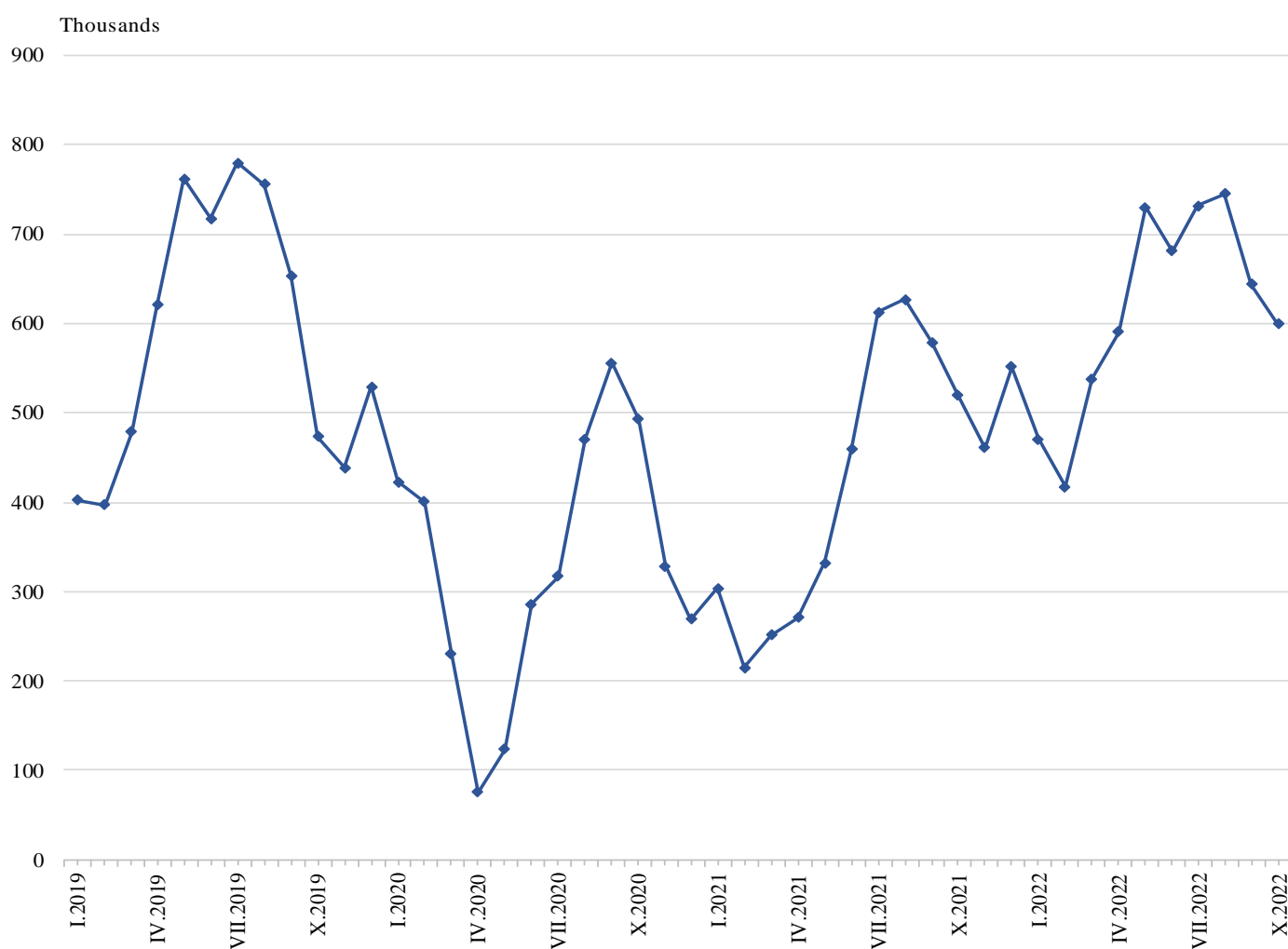


## TRIPS OF BULGARIAN RESIDENTS ABROAD AND ARRIVALS OF VISITORS FROM ABROAD TO BULGARIA IN OCTOBER 2022

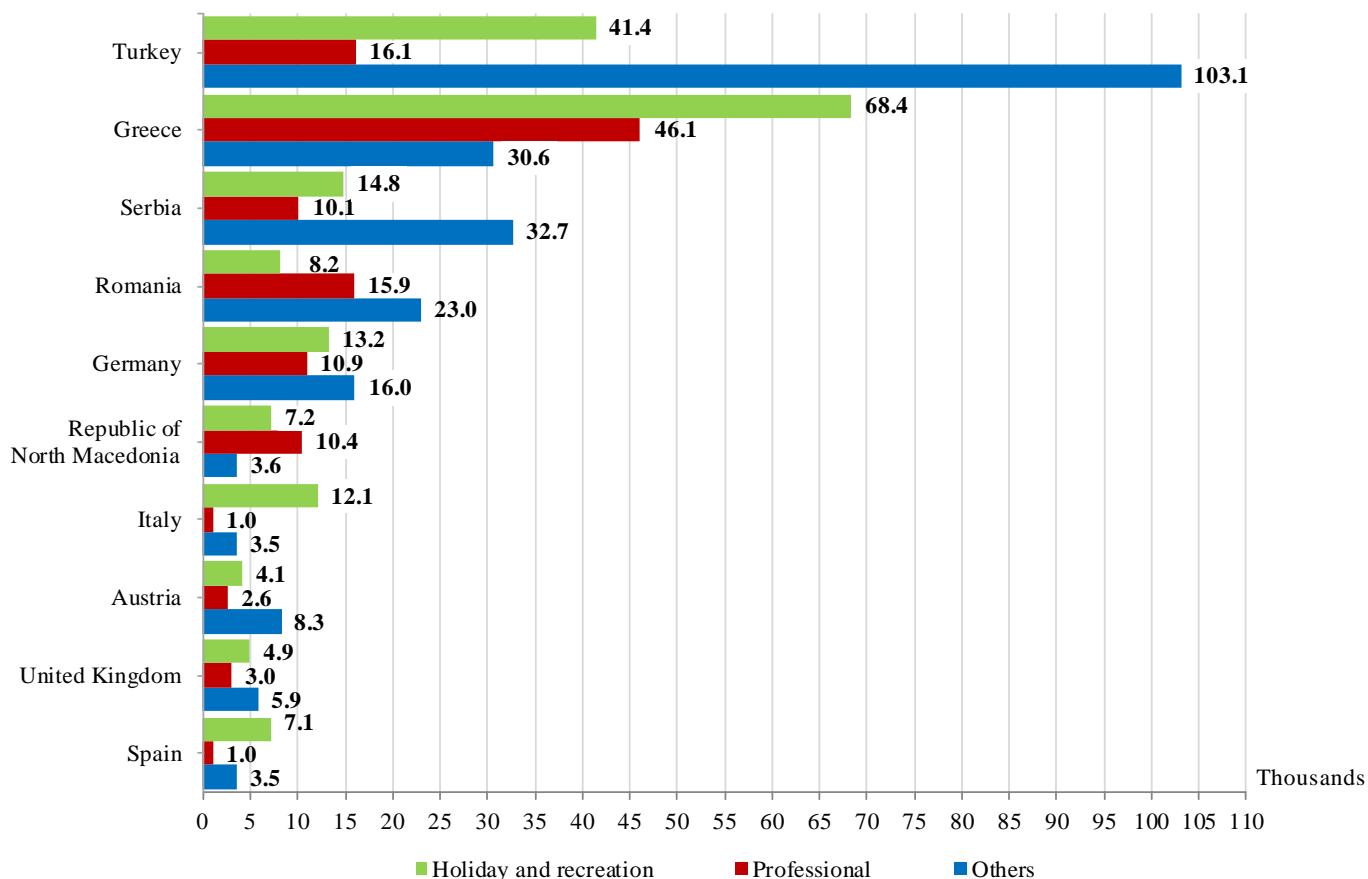
In October 2022, the number of the trips of Bulgarian residents abroad was 599.5 thousand (Annex, Table 1) or 15.3% above the registered in October 2021.

Figure 1. Trips of Bulgarian residents abroad by months



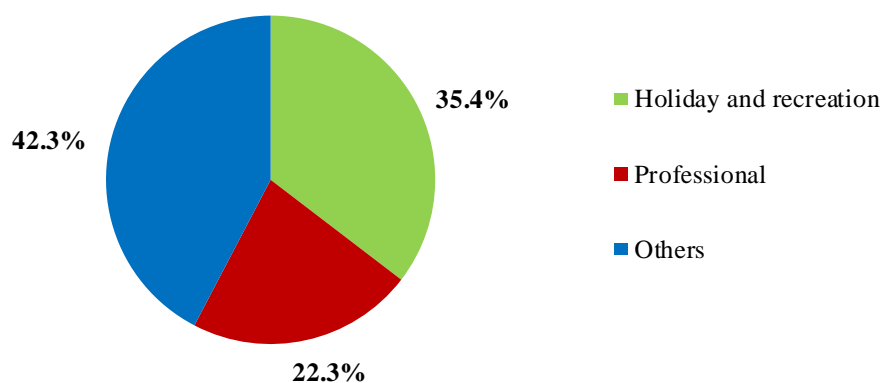
In October 2022 most trips of Bulgarian residents were made to: Turkey - 160.6 thousand, Greece - 145.1 thousand, Serbia - 57.6 thousand, Romania - 47.1 thousand, Germany - 40.1 thousand, the Republic of North Macedonia - 21.2 thousand, Italy - 16.6 thousand, Austria - 15.0 thousand, the United Kingdom - 13.8 thousand, Spain - 11.6 thousand (Figure 2).

**Figure 2. Top foreign destinations for Bulgarian residents by purpose of visit in October 2022**



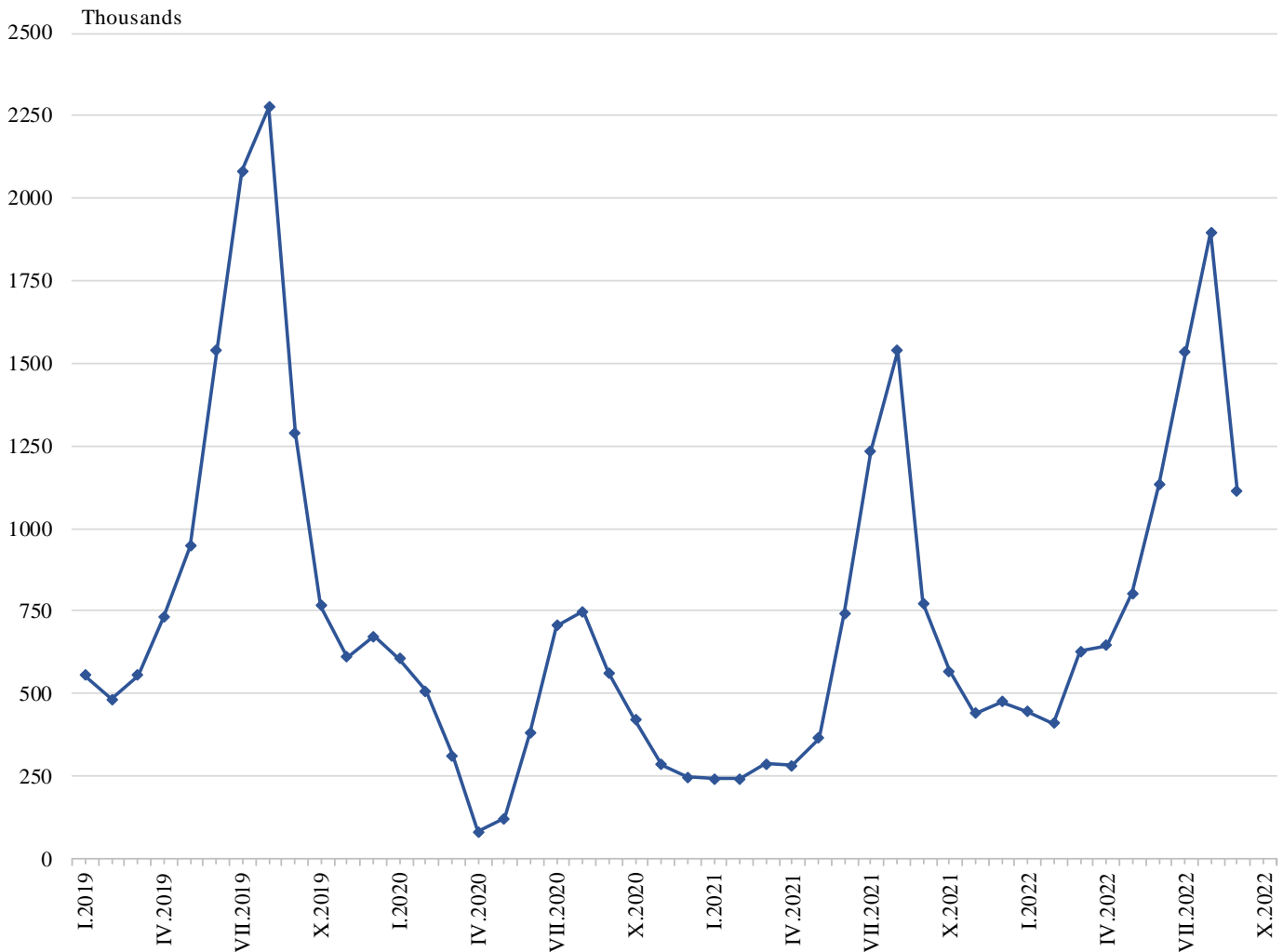
The trips with other purposes (as a guest, education and visiting cultural and sports events) in October 2022 composed the greatest share of the total number of trips of Bulgarian residents abroad - 42.3%, followed by those with holiday and recreation purpose - 35.4%, and with professional purpose - 22.3%.

**Figure 3. Structure of the trips of Bulgarian residents abroad by purpose of visit in October 2022**



In October 2022, the number of visits of non-residents to Bulgaria was 847.1 thousand (Annex, Table 2) or 49.2% more in comparison with October 2021 (Figure 4). An increase in the trips with all observed purposes was registered. Transit passes through the country were 38.7% (327.7 thousand) of all visits of non-residents to Bulgaria.

**Figure 4. Arrivals of visitors from abroad to Bulgaria by months**



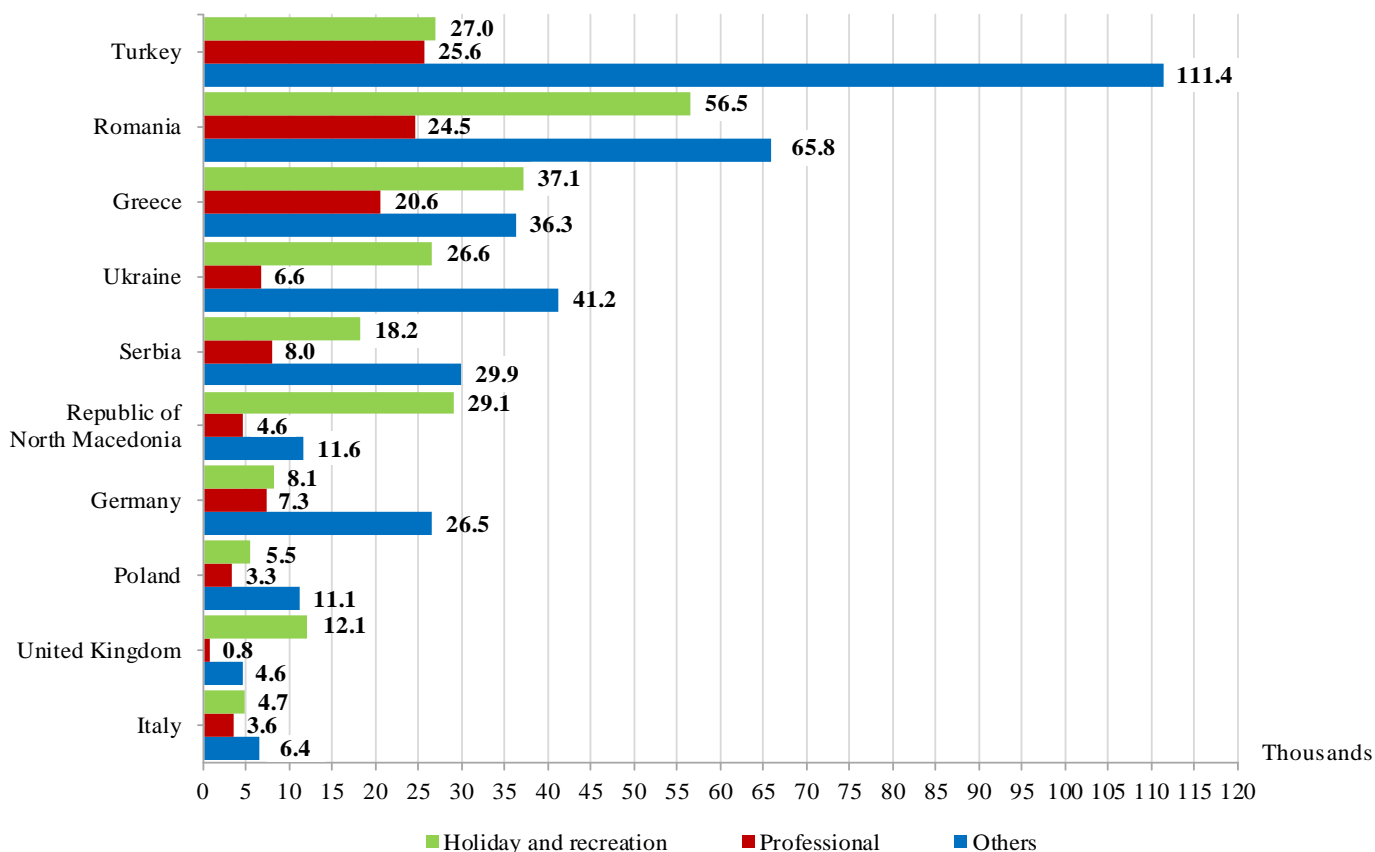
The share of visits of EU citizens was 46.4% of the total number of non-residents' visits to Bulgaria in October 2022 and reached 392.7 thousand, the largest being by visitors from Romania - 37.4% and Greece - 23.9%.

The visits of non-residents in the group 'Other European countries'<sup>1</sup> were 370.0 thousand, or 43.7% of all visits to Bulgaria. The highest number of visits from Turkey - 164.0 thousand or 44.3% in this group was registered.

<sup>1</sup> Group 'Other European countries' includes countries in Europe outside the EU and all data are provided by the Ministry of Interior.

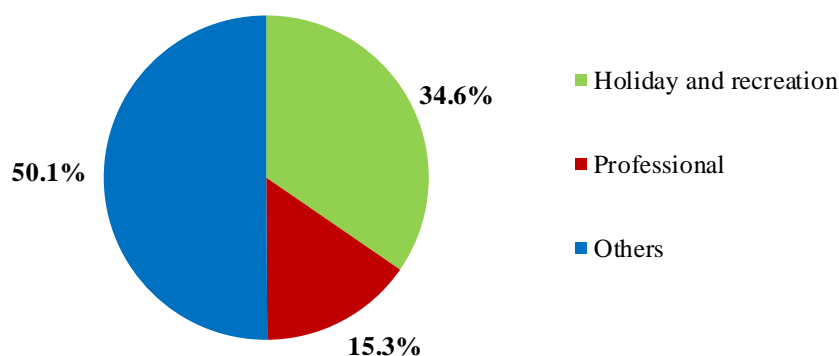
In October 2022, the most visits to Bulgaria were from: Turkey - 164.0 thousand, Romania - 146.8 thousand, Greece - 94.0 thousand, Ukraine - 74.4 thousand, Serbia - 56.1 thousand, Republic of North Macedonia - 45.3 thousand, Germany - 41.9 thousand, Poland - 19.9 thousand, the United Kingdom - 17.5 thousand, Italy - 14.7 thousand.

**Figure 5. Top visits by non-residents to Bulgaria by country of residence and purpose in October 2022**



In October 2022, the predominant share of the visits was with other purposes - 50.1%, followed by trips with holiday and recreation purpose - 34.6%, and with professional purpose - 15.3%.

**Figure 6. Structure of visits of non-residents to Bulgaria by purpose in October 2022**





## Methodological notes

The definitions recommended by the World Tourist Organization and the Methodological manual for tourism by Eurostat are applied by the National Statistical Institute.

In accordance with these definitions **an international tourist** is any person who travels to a country other than his/her permanent residence for less than a year and whose main purpose is not doing any activity for payment in place visited.

**The purposes of visiting** a country are the following:

- Excursion, holiday or entertainment (visits to cultural or historical landmarks, sport events and others);
- Visiting friends and relatives;
- Professional purposes (business trips, participation in conferences, congresses, concluding deals, etc.);
- Other (education, medical treatment, etc.) purposes.

Statistical data on the trips of Bulgarian residents travelling abroad and visits by non-residents to Bulgaria are obtained on the basis of monthly information received from the Ministry of Interior and a sample survey of the National Statistical Institute among residents and non-residents passing through border check points.

Data on the number of the trips of the citizens of the European Union are estimated on the basis of the information obtained from the Ministry of Interior and the airport authorities. Data on the number of citizens from 'third countries' are obtained directly from the Ministry of Interior.

Data on the purposes of the trips are obtained on the basis of the NSI's regular monthly sample survey of passing residents and non-residents through the border check points.

Annex

Table 1

**Trips of Bulgarian residents abroad by purpose of visit  
and country of destination in October 2022**

(Number)

Country of destination	Total	Purpose of visit		
		Holiday and recreation	Professional	Others
<b>Total</b>	<b>599473</b>	<b>212258</b>	<b>133418</b>	<b>253797</b>
<b>EU</b>	<b>332492</b>	<b>137924</b>	<b>90877</b>	<b>103691</b>
Austria	15011	4141	2588	8282
Belgium	6690	1029	2573	3088
Croatia	4251	3457	533	261
Cyprus	593	228	168	197
Czechia	8388	3090	2361	2937
Denmark	2828	594	236	1998
Finland	254	78	127	49
France	9043	4702	1809	2532
Germany	40137	13264	10883	15990
Greece	145110	68402	46097	30611
Hungary	4987	3108	935	944
Ireland	712	401	109	202
Italy	16593	12142	1006	3445
Malta	775	590	37	148
Netherlands	5445	1448	1730	2267
Poland	5602	2742	1669	1191
Portugal	1376	459	167	750
Romania	47089	8214	15883	22992
Slovakia	3022	1209	236	1577
Slovenia	1175	987	188	-
Spain	11554	7128	983	3443
Sweden	923	308	388	227
Other EU countries	934	203	171	560
<b>Other European countries</b>	<b>255487</b>	<b>68961</b>	<b>40455</b>	<b>146071</b>
Norway	428	180	105	143
Republic of North Macedonia	21194	7198	10397	3599
Russian Federation	17	-	17	-
Serbia	57618	14850	10098	32670
Switzerland	1749	437	796	516
Turkey	160608	41420	16061	103127
Ukraine	79	-	-	79
United Kingdom	13794	4876	2981	5937
<b>Other countries</b>	<b>2877</b>	<b>540</b>	<b>401</b>	<b>1936</b>
Canada	550	-	-	550
Israel	1361	272	158	931
USA	966	268	243	455
<b>Rest of the world</b>	<b>8617</b>	<b>4833</b>	<b>1685</b>	<b>2099</b>



Table 2

Arrivals of visitors from abroad to Bulgaria  
by purpose of visit and country of origin in October 2022

(Number)

Country of origin	Total	Purpose of visit		
		Holiday and recreation	Professional	Others
<b>Total</b>	<b>847095</b>	<b>293055</b>	<b>129849</b>	<b>424191</b>
<b>EU</b>	<b>392690</b>	<b>140594</b>	<b>74038</b>	<b>178058</b>
Austria	13570	2576	2314	8680
Belgium	4707	1005	1629	2073
Croatia	4320	1880	1382	1058
Cyprus	1814	731	269	814
Czechia	5118	2011	1301	1806
Denmark	2239	783	560	896
Finland	790	527	-	263
France	10823	4752	1522	4549
Germany	41934	8097	7351	26486
Greece	93984	37064	20590	36330
Hungary	5889	3116	620	2153
Ireland	2131	1613	163	355
Italy	14697	4714	3546	6437
Malta	474	230	97	147
Netherlands	8287	2617	1736	3934
Poland	19935	5522	3346	11067
Portugal	1202	453	514	235
Romania	146839	56458	24568	65813
Slovakia	1919	528	267	1124
Slovenia	939	622	104	213
Spain	6426	2907	1224	2295
Sweden	2192	1506	321	365
Other EU countries	2461	882	614	965
<b>Other European countries</b>	<b>369969</b>	<b>119442</b>	<b>47839</b>	<b>202688</b>
Norway	1045	625	190	230
Republic of North Macedonia	45270	29096	4598	11576
Russian Federation	8878	5447	477	2954
Serbia	56104	18200	7970	29934
Switzerland	2842	406	1624	812
Turkey	163952	26946	25586	111420
Ukraine	74367	26615	6592	41160
United Kingdom	17511	12107	802	4602
<b>Other countries</b>	<b>23204</b>	<b>18603</b>	<b>1034</b>	<b>3567</b>
Canada	1731	1312	75	344
Israel	12007	10951	134	922
Japan	392	277	54	61
USA	9074	6063	771	2240
<b>Rest of the world</b>	<b>61232</b>	<b>14416</b>	<b>6938</b>	<b>39878</b>