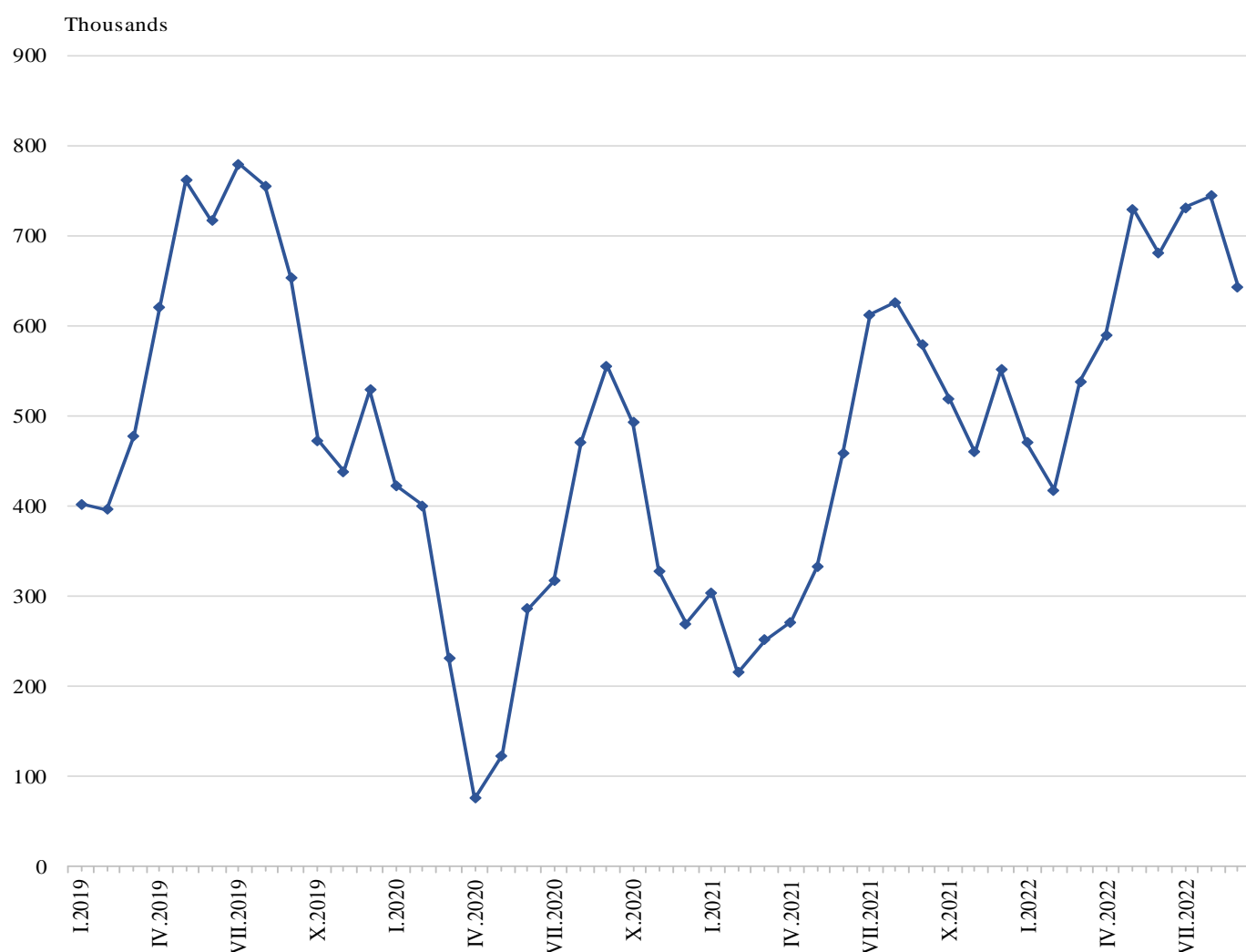


## TRIPS OF BULGARIAN RESIDENTS ABROAD AND ARRIVALS OF VISITORS FROM ABROAD TO BULGARIA IN SEPTEMBER 2022

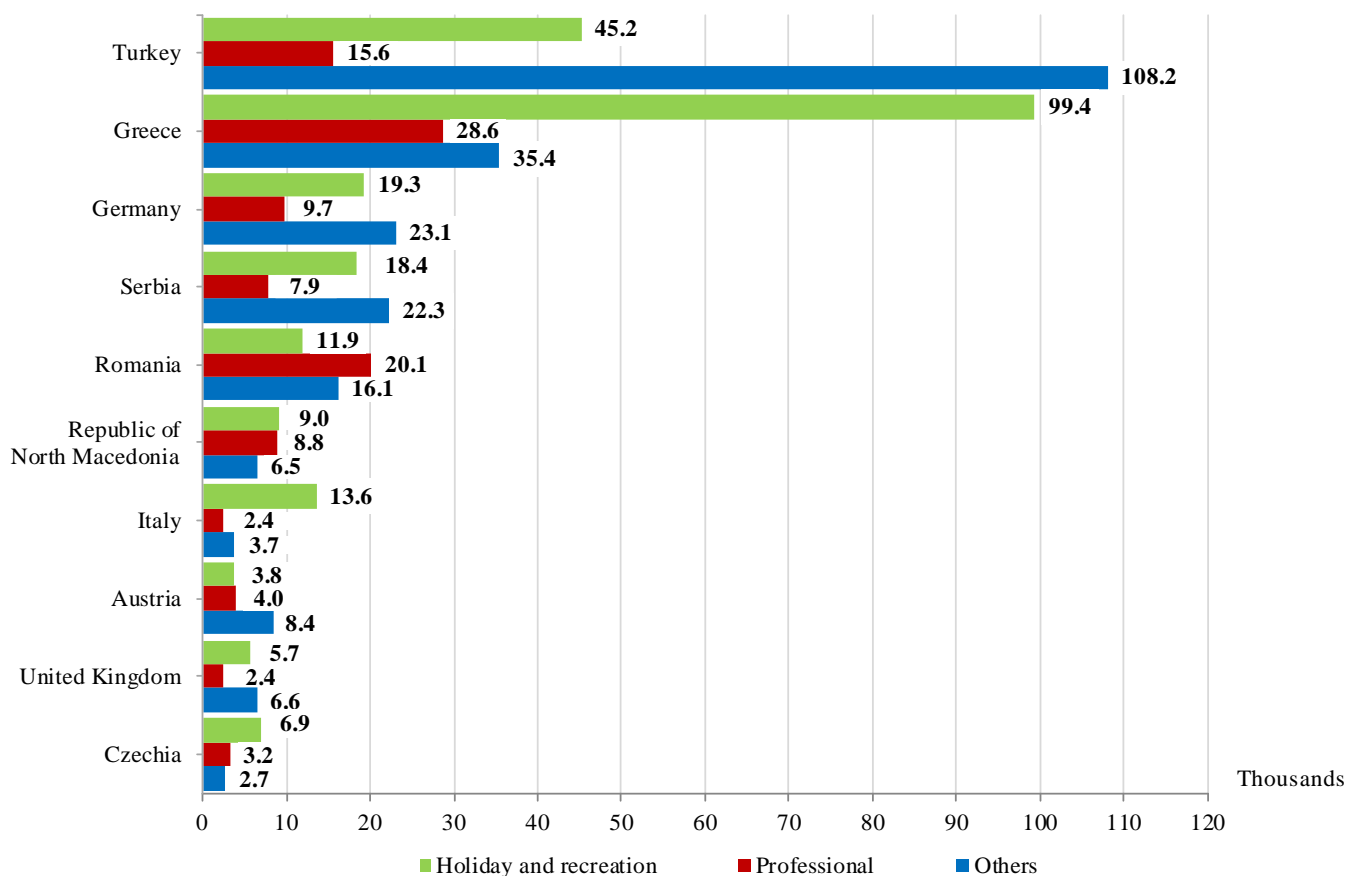
In September 2022, the number of the trips of Bulgarian residents abroad was 643.7 thousand (Annex, Table 1) or by 11.1% above the registered in September 2021.

Figure 1. Trips of Bulgarian residents abroad by months



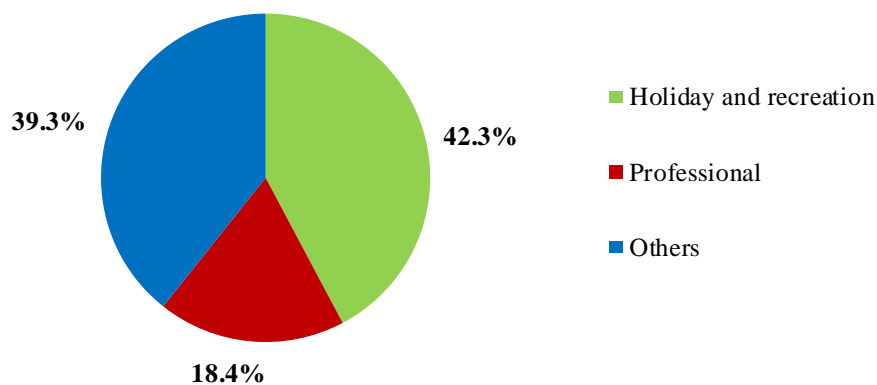
In September 2022 most trips of Bulgarian residents were made to: Turkey - 169.0 thousand, Greece - 163.4 thousand, Germany - 52.1 thousand, Serbia - 48.5 thousand, Romania - 48.1 thousand, Republic of North Macedonia - 24.3 thousand, Italy - 19.7 thousand, Austria - 16.1 thousand, the United Kingdom - 14.8 thousand, Czechia - 12.9 thousand (Figure 2).

**Figure 2. Top foreign destinations for Bulgarian residents by purpose of visit in September 2022**



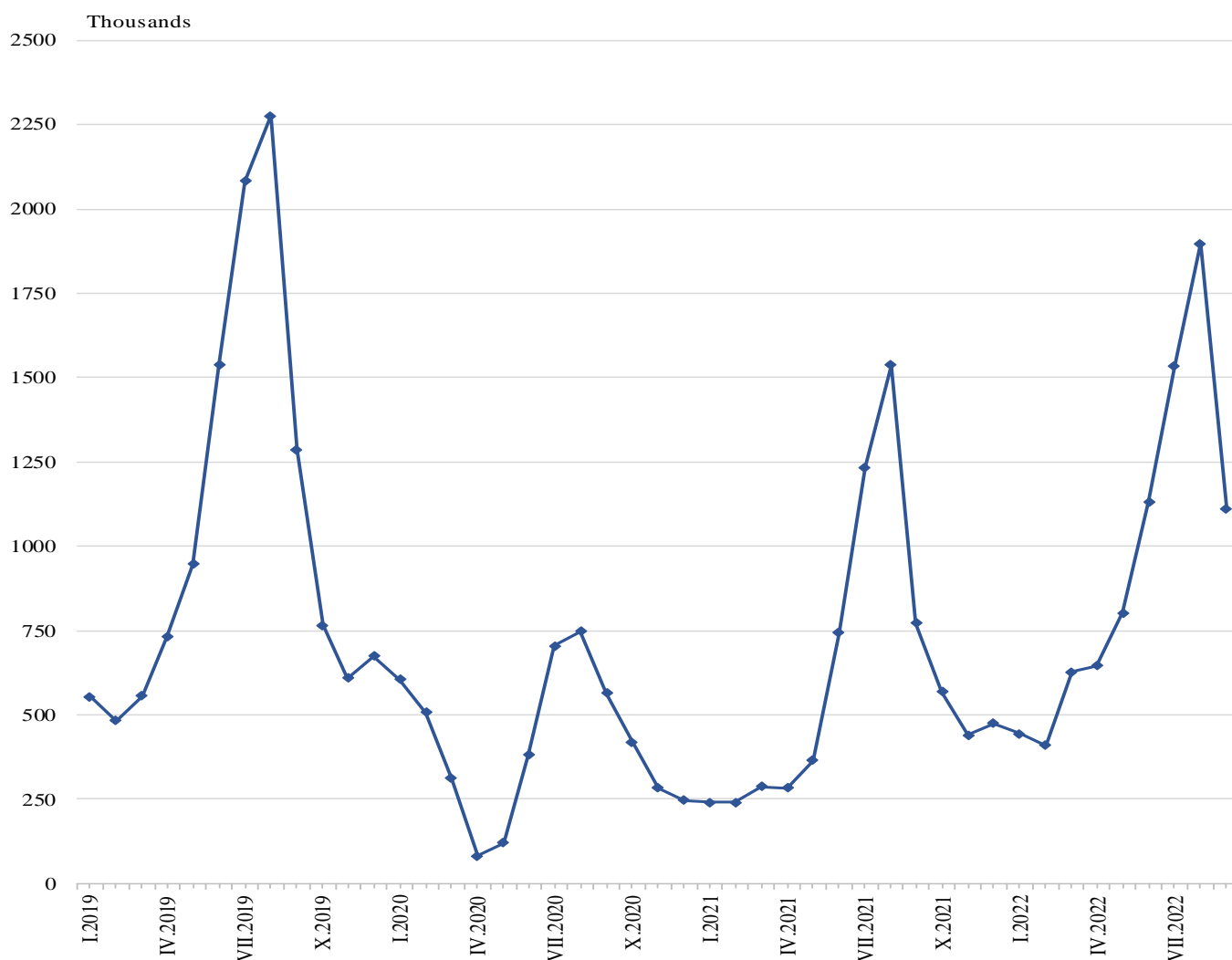
The trips with holiday and recreation purpose in September 2022 composed the greatest share of the total number of trips of Bulgarian residents abroad - 42.3%, followed by those with other purposes (as a guest, education and visit the cultural and sports events) - 39.3%, and with professional purpose - 18.4%.

**Figure 3. Structure of the trips of Bulgarian residents abroad by purpose of visit in September 2022**



In September 2022, the number of visits of non-residents to Bulgaria was 1 112.7 thousand (Annex, Table 2) or 44.0% more in comparison with September 2021 (Figure 4). An increase in the trips with all observed purposes was registered. Transit passes through the country were 35.9% (399.2 thousand) of all visits of non-residents to Bulgaria.

**Figure 4. Arrivals of visitors from abroad to Bulgaria by months**



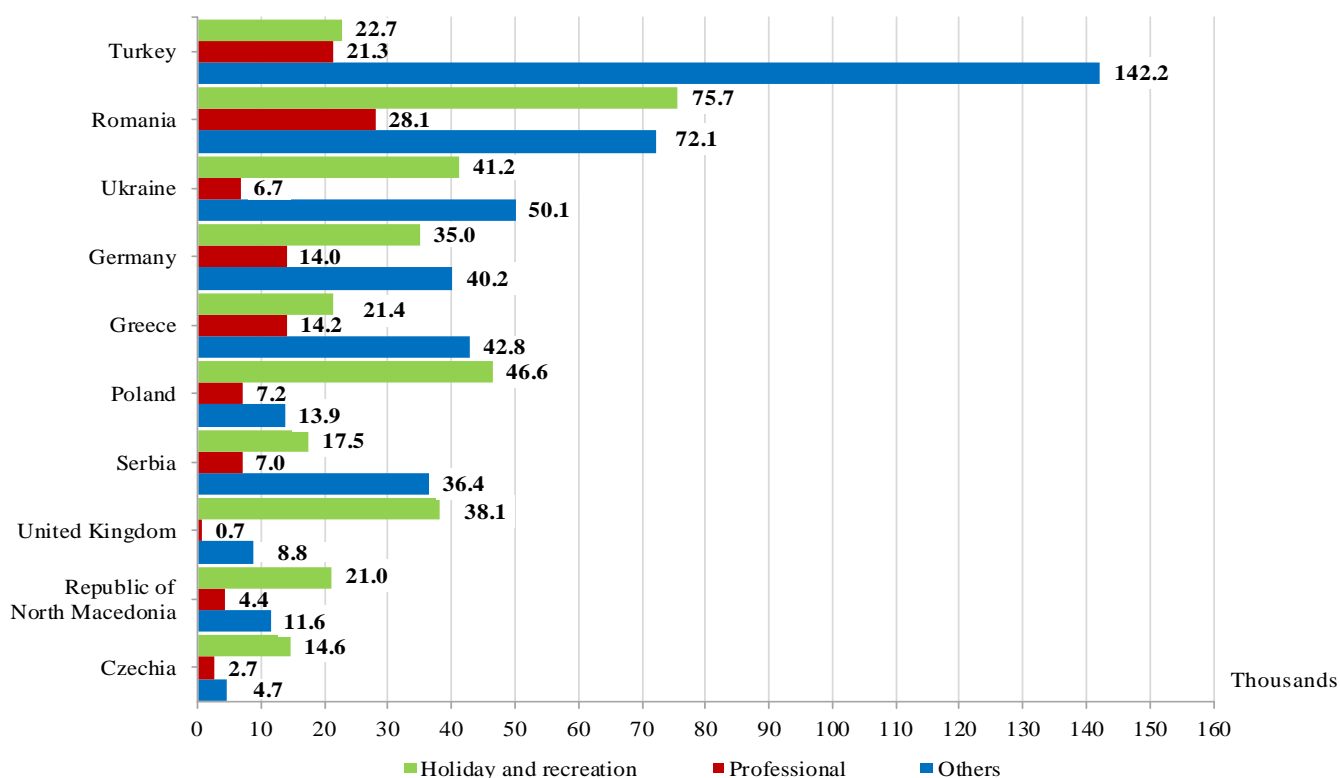
The share of visits of EU citizens was 49.2% of the total number of non-residents' visits to Bulgaria in September 2022 and reached 547.0 thousand, the largest being by visitors from Romania - 32.2%, Germany - 16.3% and Greece - 14.3%.

The visits of non-residents in the group 'Other European countries'<sup>1</sup> were 445.6 thousand, or 40.1% of all visits to Bulgaria. The highest number of visits from Turkey - 186.3 thousand or 41.8% in this group was registered.

<sup>1</sup> Group 'Other European countries' includes countries in Europe outside the EU and all data are provided by the Ministry of Interior.

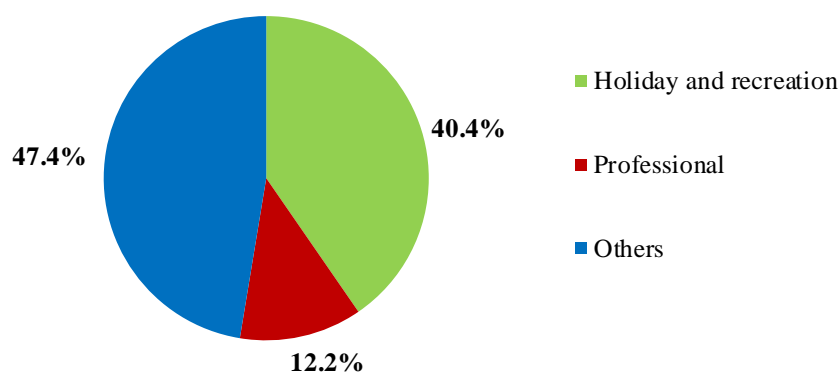
In September 2022 the most visits to Bulgaria were from: Turkey - 186.3 thousand, Romania - 175.9 thousand, Ukraine - 98.0 thousand, Germany - 89.2 thousand, Greece - 78.4 thousand, Poland - 67.7 thousand, Serbia - 60.8 thousand, the United Kingdom - 47.6 thousand, Republic of North Macedonia - 37.0 thousand, Czechia - 22.0 thousand.

**Figure 5. Top visits by non-residents to Bulgaria by country of residence and purpose in September 2022**



In September 2022, the predominant share of the visits was with other purposes - 47.4%, followed by trips with holiday and recreation purpose - 40.4%, and with professional purpose - 12.2%.

**Figure 6. Structure of visits of non-residents to Bulgaria by purpose in September 2022**





## Methodological notes

The definitions recommended by the World Tourist Organization and the Methodological manual for tourism by Eurostat are applied by the National Statistical Institute.

In accordance with these definitions **an international tourist** is any person who travels to a country other than his/her permanent residence for less than a year and whose main purpose is not doing any activity for payment in place visited.

**The purposes of visiting** a country are the following:

- Excursion, holiday or entertainment (visits to cultural or historical landmarks, sport events and others);
- Visiting friends and relatives;
- Professional purposes (business trips, participation in conferences, congresses, concluding deals, etc.);
- Other (education, medical treatment, etc.) purposes.

Statistical data on the trips of Bulgarian residents travelling abroad and visits by non-residents to Bulgaria are obtained on the basis of monthly information received from the Ministry of Interior and a sample survey of the National Statistical Institute among residents and non-residents passing through border check points.

Data on the number of the trips of the citizens of the European Union are estimated on the basis of the information obtained from the Ministry of Interior and the airport authorities. Data on the number of citizens from 'third countries' are obtained directly from the Ministry of Interior.

Data on the purposes of the trips are obtained on the basis of the NSI's regular monthly sample survey of passing residents and non-residents through the border check points.

Annex

Table 1

**Trips of Bulgarian residents abroad by purpose of visit  
and country of destination in September 2022**

(Number)

Country of destination	Total	Purpose of visit		
		Holiday and recreation	Professional	Others
<b>Total</b>	<b>643738</b>	<b>271961</b>	<b>118716</b>	<b>253061</b>
<b>EU</b>	<b>373680</b>	<b>186506</b>	<b>80566</b>	<b>106608</b>
Austria	16141	3759	3980	8402
Belgium	5573	1685	1807	2081
Croatia	6929	5897	529	503
Cyprus	527	376	71	80
Czechia	12857	6923	3234	2700
Denmark	1358	367	291	700
Finland	228	123	105	-
France	10467	6280	1940	2247
Germany	52118	19334	9667	23117
Greece	163357	99370	28606	35381
Hungary	5666	2736	2149	781
Ireland	1098	458	366	274
Italy	19710	13571	2417	3722
Malta	454	314	77	63
Netherlands	5411	1424	836	3151
Poland	4984	2314	1246	1424
Portugal	1699	1189	111	399
Romania	48110	11881	20085	16144
Slovakia	2964	1778	286	900
Slovenia	1230	878	238	114
Spain	11041	5168	1879	3994
Sweden	717	474	243	-
Other EU countries	1041	207	403	431
<b>Other European countries</b>	<b>257988</b>	<b>78562</b>	<b>35268</b>	<b>144158</b>
Norway	296	124	172	-
Republic of North Macedonia	24286	9037	8754	6495
Russian Federation	39	-	39	-
Serbia	48542	18367	7904	22271
Switzerland	941	123	256	562
Turkey	168987	45172	15637	108178
Ukraine	114	-	71	43
United Kingdom	14783	5739	2435	6609
<b>Other countries</b>	<b>3377</b>	<b>1692</b>	<b>618</b>	<b>1067</b>
Canada	404	-	106	298
Israel	1836	1377	251	208
USA	1137	315	261	561
<b>Rest of the world</b>	<b>8693</b>	<b>5201</b>	<b>2264</b>	<b>1228</b>



**Table 2**

**Arrivals of visitors from abroad to Bulgaria  
by purpose of visit and country of origin in September 2022**

(Number)

Country of origin	Total	Purpose of visit		
		Holiday and recreation	Professional	Others
<b>Total</b>	<b>1112688</b>	<b>449894</b>	<b>135183</b>	<b>527611</b>
<b>EU</b>	<b>547031</b>	<b>246175</b>	<b>85089</b>	<b>215767</b>
Austria	14583	4187	2651	7745
Belgium	9419	5250	309	3860
Croatia	3072	1024	675	1373
Cyprus	1495	427	309	759
Czechia	22049	14593	2728	4728
Denmark	2938	1405	367	1166
Finland	877	658	219	-
France	12956	5938	2429	4589
Germany	89243	35021	14005	40217
Greece	78404	21448	14153	42803
Hungary	8942	5671	1499	1772
Ireland	5573	3185	315	2073
Italy	11522	3634	2798	5090
Malta	1046	523	174	349
Netherlands	11948	4548	1734	5666
Poland	67687	46618	7172	13897
Portugal	1809	563	794	452
Romania	175931	75719	28115	72097
Slovakia	9902	4808	2063	3031
Slovenia	1440	1095	138	207
Spain	5991	2738	1546	1707
Sweden	3417	2278	517	622
Other EU countries	6787	4844	379	1564
<b>Other European countries</b>	<b>445644</b>	<b>150270</b>	<b>42146</b>	<b>253228</b>
Norway	3072	1536	1186	350
Republic of North Macedonia	37011	21022	4384	11605
Russian Federation	10550	7270	416	2864
Serbia	60797	17487	6955	36355
Switzerland	2400	900	591	909
Turkey	186256	22711	21304	142241
Ukraine	97982	41197	6655	50130
United Kingdom	47576	38147	655	8774
<b>Other countries</b>	<b>31917</b>	<b>27098</b>	<b>1039</b>	<b>3780</b>
Canada	1988	1484	87	417
Israel	18701	18011	152	538
Japan	545	355	83	107
USA	10683	7248	717	2718
<b>Rest of the world</b>	<b>88096</b>	<b>26351</b>	<b>6909</b>	<b>54836</b>