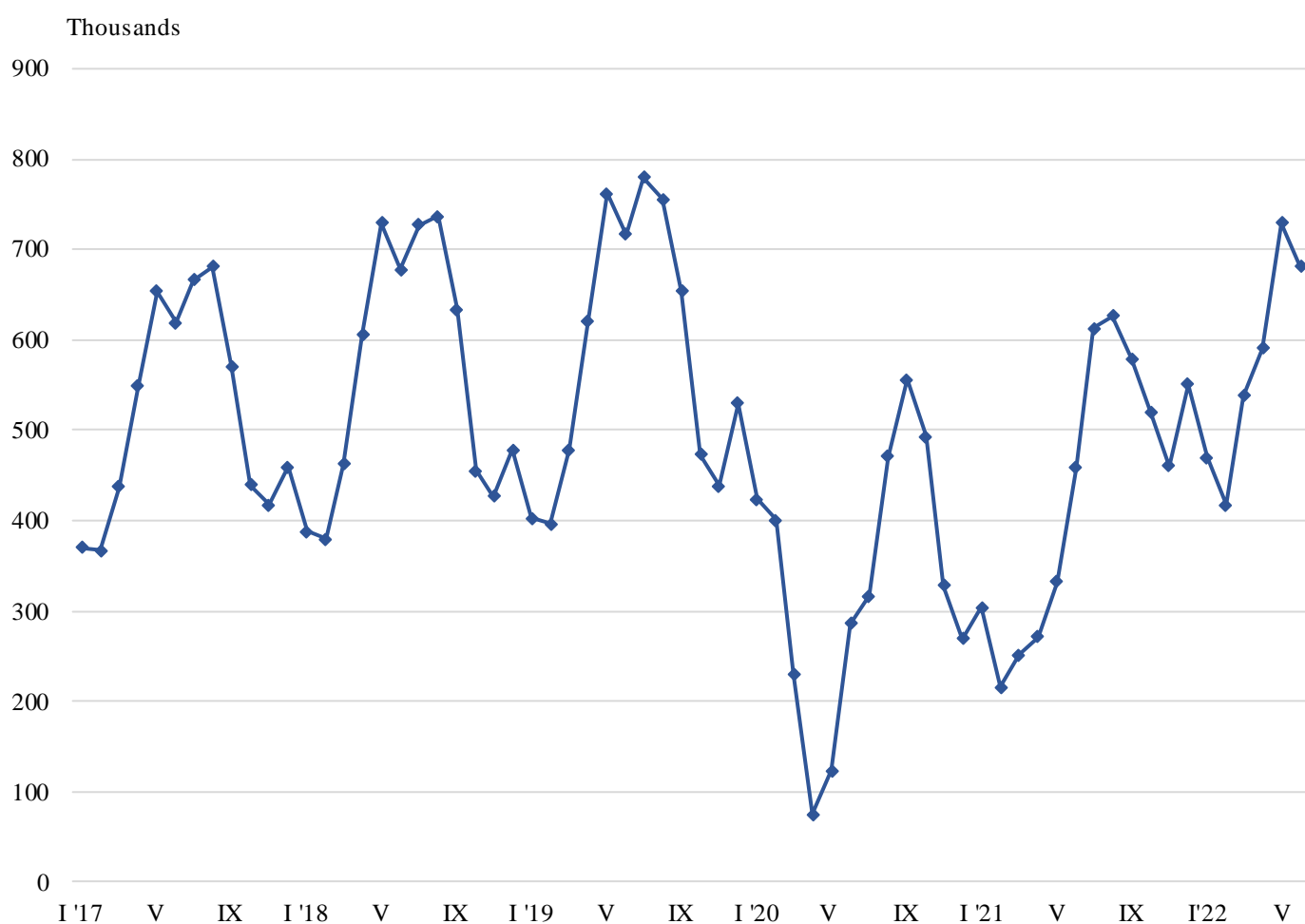


TRIPS OF BULGARIAN RESIDENTS ABROAD AND ARRIVALS OF VISITORS FROM ABROAD TO BULGARIA IN JUNE 2022

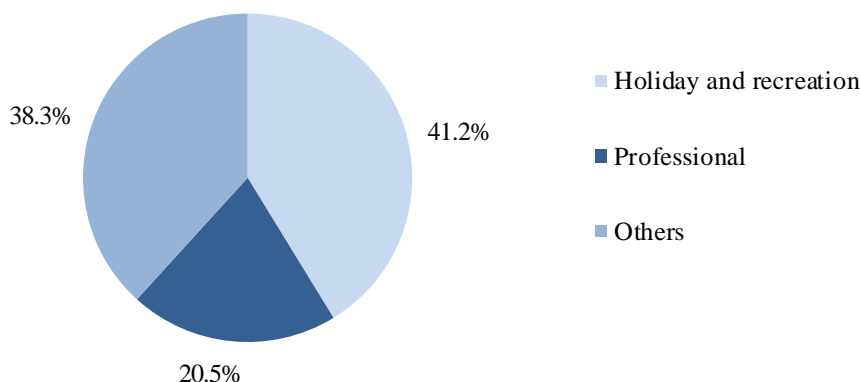
In June 2022, the number of the trips of Bulgarian residents abroad was 680.6 thousand (Annex, Table 1) or by 48.4% above the registered in June 2021 (Figure 1).

Figure 1. Trips of Bulgarian residents abroad by months



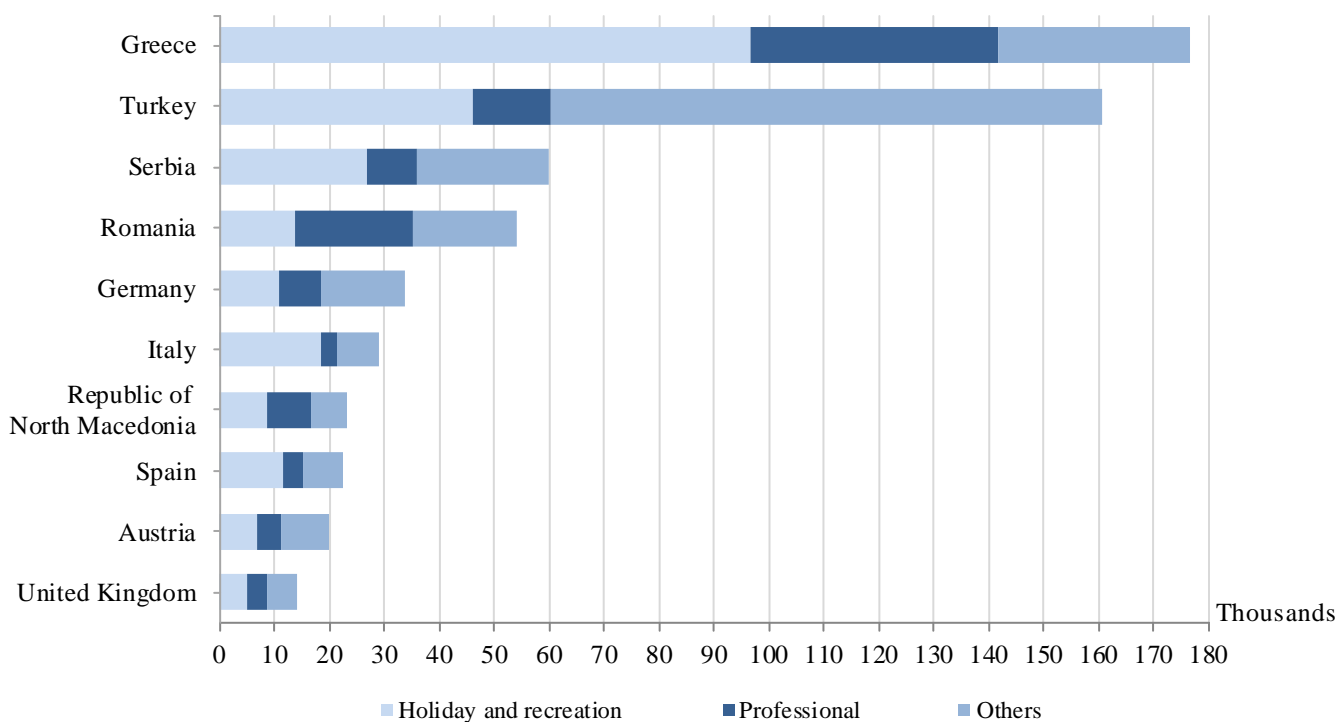
The trips with holiday and recreation purpose in June 2022 composed the greatest share of the total number of trips of Bulgarian residents abroad - 41.2%, followed by those with other purposes (as a guest, education and visit the cultural and sport events) - 38.3%, and with professional purpose - 20.5% (Figure 2).

Figure 2. Structure of the trips of Bulgarian residents abroad by purpose of visit in June 2022



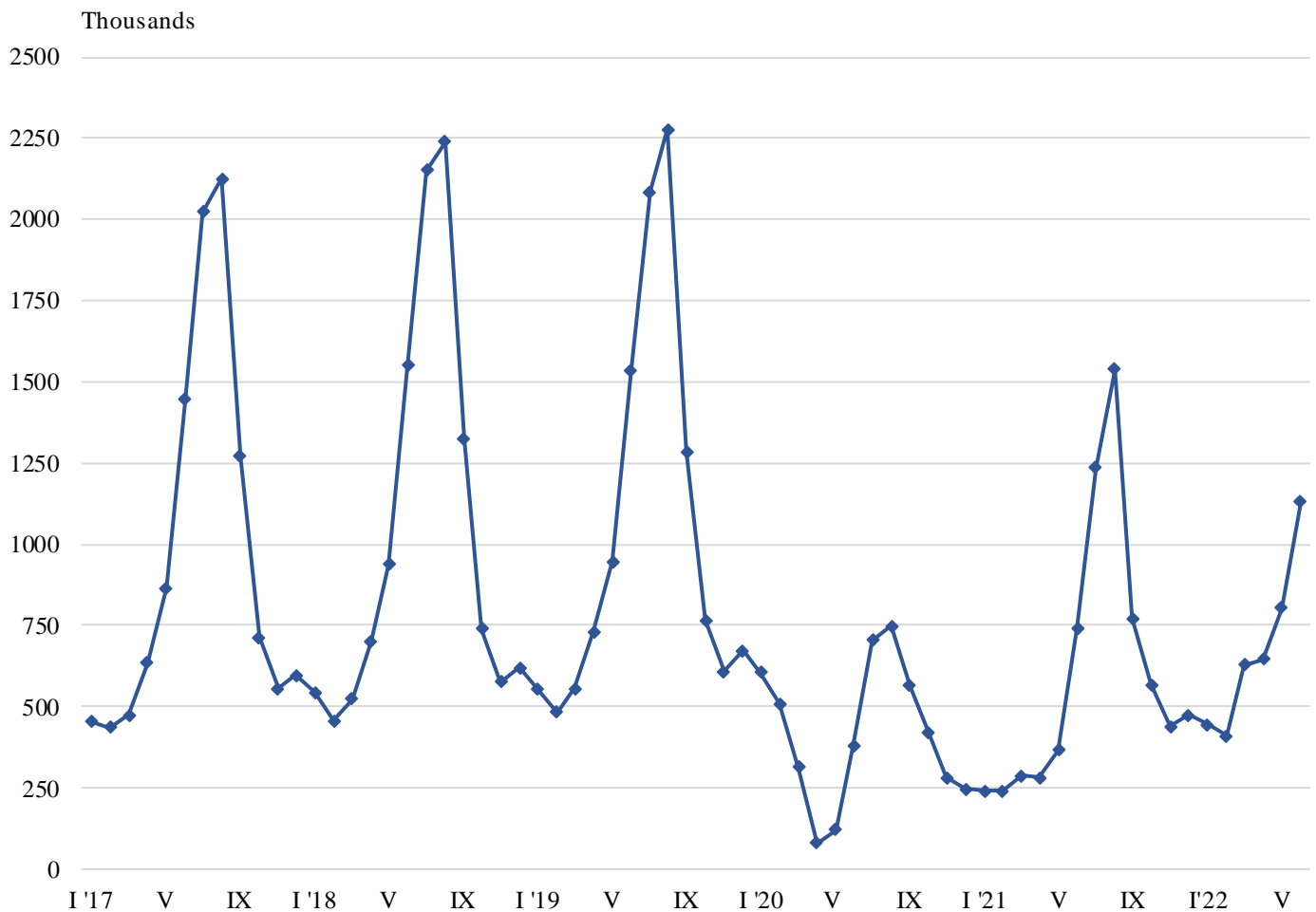
In June 2022 most trips of Bulgarian citizens were made to: Greece - 176.7 thousand, Turkey - 160.7 thousand, Serbia - 60.0 thousand, Romania - 54.0 thousand, Germany - 33.7 thousand, Italy - 28.8 thousand, Republic of North Macedonia - 23.1 thousand, Spain - 22.5 thousand, Austria - 19.7 thousand, the United Kingdom - 14.1 thousand (Figure 3).

Figure 3. Top foreign destination for Bulgarian residents by purpose of visit in June 2022



In June 2022, the number of arrivals of visitors from abroad to Bulgaria was 1 131.9 thousand (Annex, Table 2) or by 52.4% more in comparison with June 2021 (Figure 4). An increase in the trips with all observed purposes was registered. Transit passes through the country were 34.9% (394.6 thousand) of all visits of foreigners to Bulgaria.

Figure 4. Arrivals of visitors from abroad to Bulgaria by months



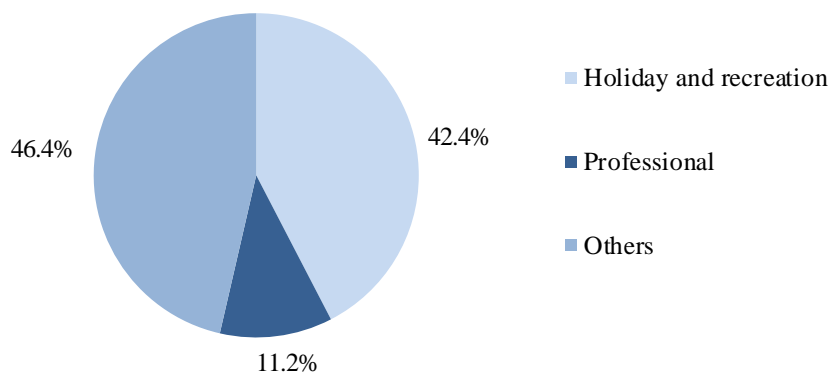
The share of visits of EU citizens was 52.3% of the total number of foreigners' visits to Bulgaria in June 2022 and reached 591.8 thousand. Compared to the same month of the previous year, the number of visits of foreign citizens from all observed countries increased.

The visits of foreigners in the group 'Other European countries'¹ were 413.9 thousand, or 36.6% of all visits to Bulgaria. The highest number of visits from Turkey - 163.9 thousand or 39.6% in this group was registered.

¹ Group 'Other European countries' includes countries in Europe outside the EU and all data are provided by the Ministry of Interior.

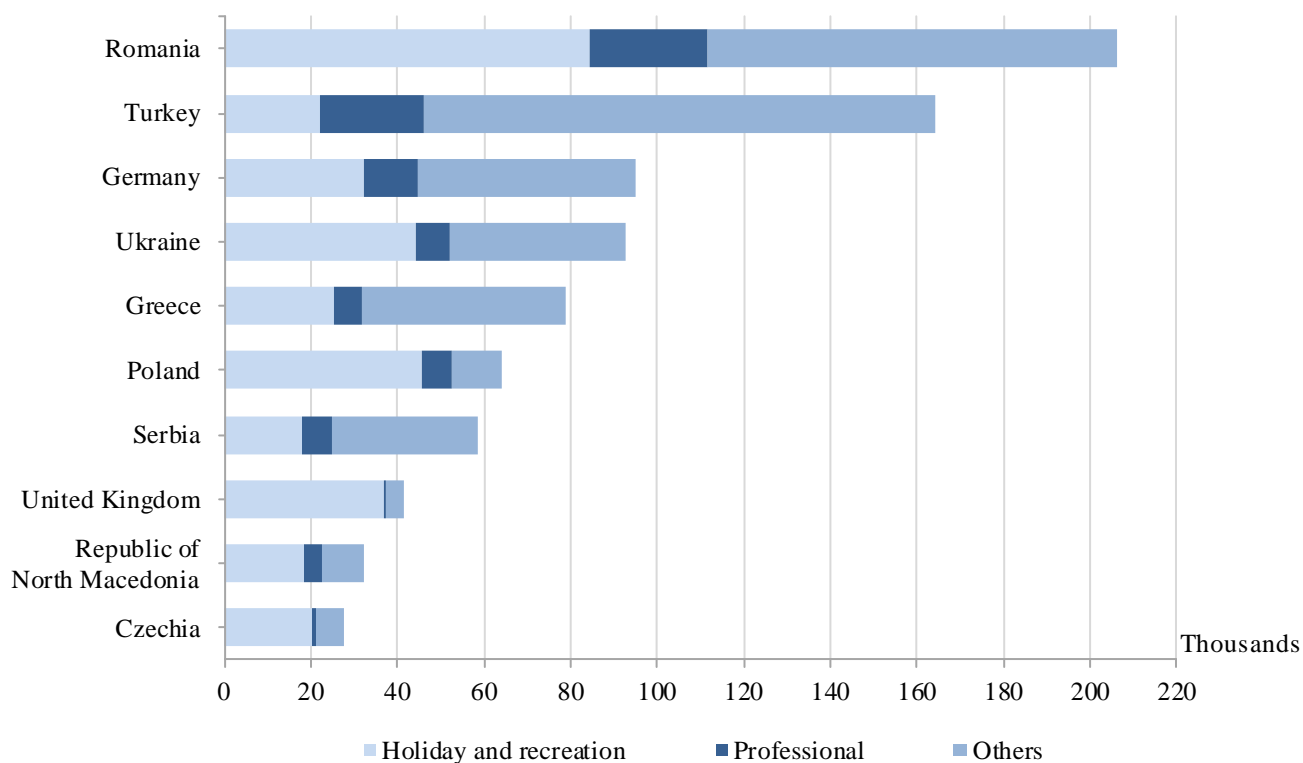
In June 2022, the predominant share of the visits with other purposes was 46.4%, followed by trips with holiday and recreation purpose - 42.4%, and with professional purpose - 11.2% (Figure 5).

Figure 5. Structure of visits of foreign citizens to Bulgaria by purpose in June 2022



In June 2022 the most visits to Bulgaria were from: Romania - 206.1 thousand, Turkey - 163.9 thousand, Germany - 94.9 thousand, Ukraine - 92.8 thousand, Greece - 78.9 thousand, Poland - 64.1 thousand, Serbia - 58.5 thousand, the United Kingdom - 41.4 thousand, Republic of North Macedonia - 32.3 thousand, Czechia - 27.6 thousand (Figure 6).

Figure 6. Top visits by foreigners to Bulgaria by country of residence and purpose in June 2022





Methodological notes

The definitions recommended by the World Tourist Organization and the Methodological manual for tourism by Eurostat are applied by the National Statistical Institute.

In accordance with these definitions **an international tourist** is any person who travels to a country other than his/her permanent residence for less than a year and whose main purpose is not doing any activity for payment in place visited.

The purposes of visiting a country are the following:

- Excursion, holiday or entertainment (visits to cultural or historical landmarks, sport events and others);
- Visiting friends and relatives;
- Professional purposes (business trips, participation in conferences, congresses, concluding deals, etc.);
- Other (education, medical treatment, etc.) purposes.

Statistical data on the trips of Bulgarian citizens travelling abroad and visits by foreigners to Bulgaria are obtained on the basis of monthly information received from the Ministry of Interior and a sample survey of the National Statistical Institute among Bulgarian and foreign citizens passing through border check points.

Data on the number of the trips of the citizens of the European Union are estimated on the basis of the information obtained from the Ministry of Interior and the airport authorities. Data on the number of citizens from 'third countries' are obtained directly from the Ministry of Interior.

Data on the purposes of the trips are obtained on the basis of the NSI's regular monthly sample survey of passing Bulgarian and foreign citizens through the border check points.

Annex

Table 1

**Trips of Bulgarian residents abroad by purpose of visit
and country of destination in June 2022**

(Number)

Country of destination	Total	Purpose of visit		
		Holiday and recreation	Professional	Others
Total	680633	280838	139364	260431
EU	409051	186708	101778	120565
Austria	19661	6554	4506	8601
Belgium	8065	978	4399	2688
Croatia	6873	5400	443	1030
Cyprus	1091	671	84	336
Czechia	9202	4313	1819	3070
Denmark	3650	418	930	2302
Finland	583	117	183	283
France	14010	6327	1808	5875
Germany	33715	10799	7639	15277
Greece	176660	96663	44998	34999
Hungary	7473	4185	1793	1495
Ireland	1637	453	273	911
Italy	28837	18250	2920	7667
Malta	822	392	187	243
Netherlands	3858	1266	422	2170
Poland	4692	1564	2346	782
Portugal	763	572	64	127
Romania	53957	13660	21479	18818
Slovakia	5443	1238	837	3368
Slovenia	3664	1162	523	1979
Spain	22511	11596	3411	7504
Sweden	740	105	195	440
Other EU countries	1144	25	519	600
Other European countries	260049	86817	36055	137177
Norway	505	154	127	224
Republic of North Macedonia	23063	8748	7953	6362
Russian Federation	207	-	207	-
Serbia	59960	26591	9385	23984
Switzerland	1345	112	673	560
Turkey	160702	46162	13942	100598
Ukraine	180	-	180	-
United Kingdom	14087	5050	3588	5449
Other countries	2068	909	253	906
Canada	145	21	63	61
Israel	722	289	48	385
USA	1201	599	142	460
Rest of the world	9465	6404	1278	1783



Table 2

Arrivals of visitors from abroad to Bulgaria
by purpose of visit and country of origin in June 2022

(Number)

Country of origin	Total	Purpose of visit		
		Holiday and recreation	Professional	Others
Total	1131913	479866	126336	525711
EU	591826	260895	71213	259718
Austria	9736	2589	1111	6036
Belgium	11589	4249	1932	5408
Croatia	2155	845	393	917
Cyprus	1551	529	317	705
Czechia	27631	20164	1120	6347
Denmark	6262	3175	599	2488
Finland	2178	743	190	1245
France	12969	5771	2804	4394
Germany	94868	32367	12298	50203
Greece	78915	25075	6638	47202
Hungary	11468	4475	1496	5497
Ireland	6451	4561	430	1460
Italy	10342	3292	3209	3841
Malta	585	272	195	118
Netherlands	9381	4203	973	4205
Poland	64120	45846	6722	11552
Portugal	1528	834	305	389
Romania	206116	84441	27236	94439
Slovakia	8363	3633	682	4048
Slovenia	930	782	93	55
Spain	5721	3166	681	1874
Sweden	9067	2597	831	5639
Other EU countries	9900	7286	958	1656
Other European countries	413884	155280	46709	211895
Norway	7988	3813	1997	2178
Republic of North Macedonia	32281	18345	4162	9774
Russian Federation	14800	11454	369	2977
Serbia	58490	17759	7222	33509
Switzerland	2203	899	359	945
Turkey	163931	21853	24090	117988
Ukraine	92821	44339	7932	40550
United Kingdom	41370	36818	578	3974
Other countries	32203	27557	781	3865
Canada	2175	1594	66	515
Israel	17725	17099	181	445
Japan	410	304	48	58
USA	11893	8560	486	2847
Rest of the world	94000	36134	7633	50233