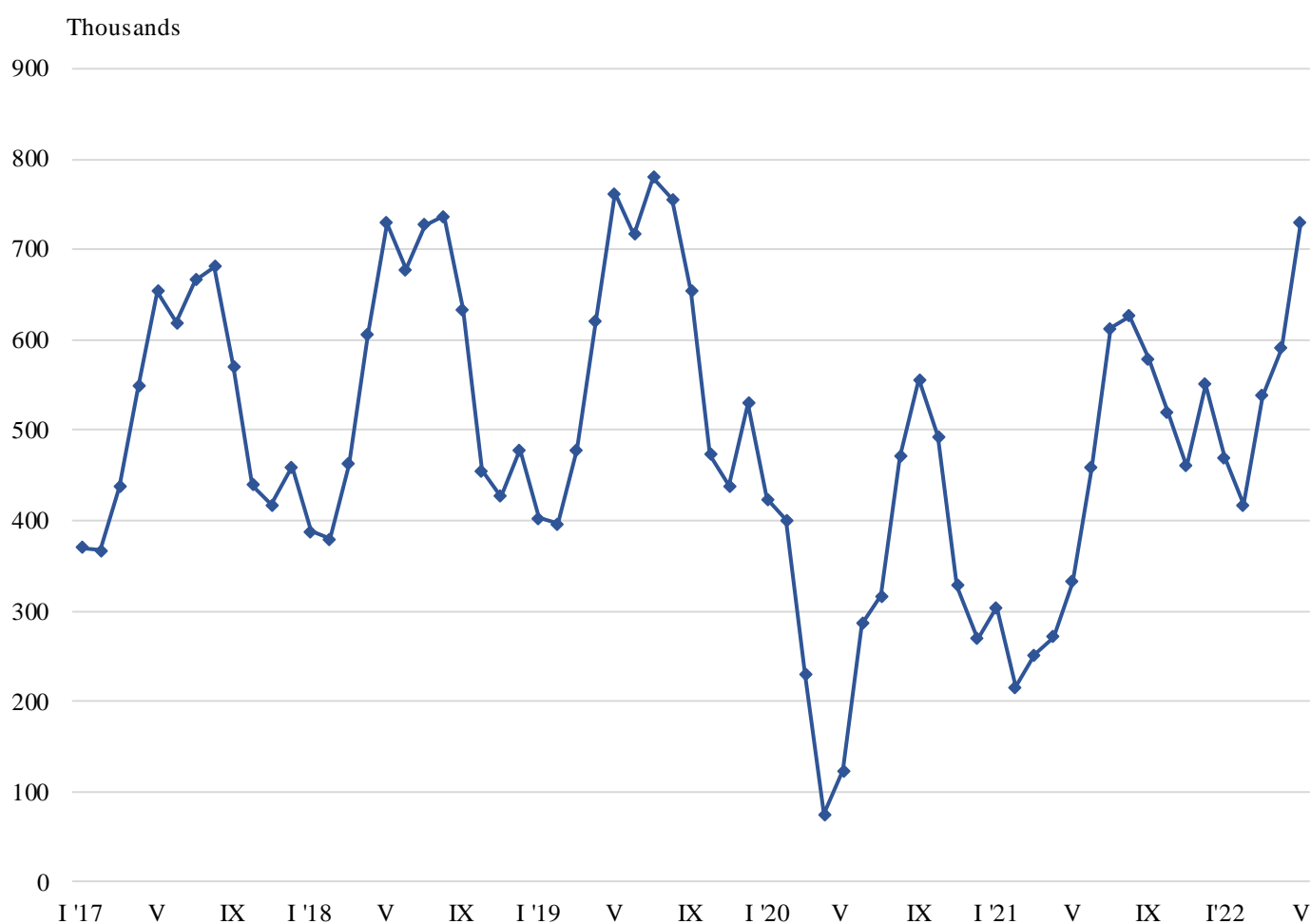


## TRIPS OF BULGARIAN RESIDENTS ABROAD AND ARRIVALS OF VISITORS FROM ABROAD TO BULGARIA IN MAY 2022

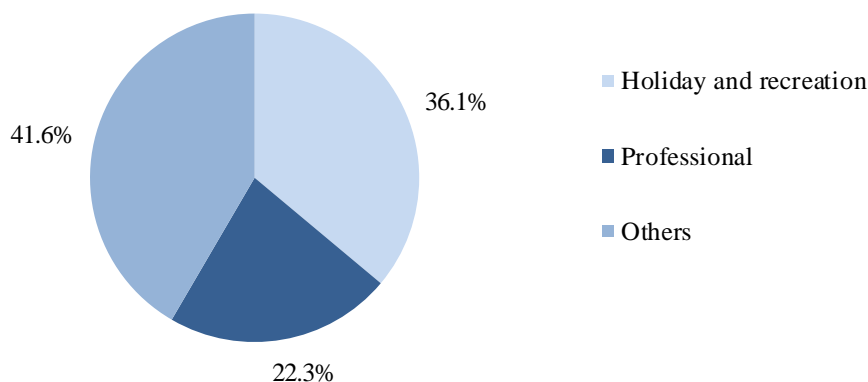
In May 2022, the number of the trips of Bulgarian residents abroad was 729.4 thousand (Annex, Table 1) or by 119.7% above the registered in May 2021 (Figure 1).

Figure 1. Trips of Bulgarian residents abroad by months



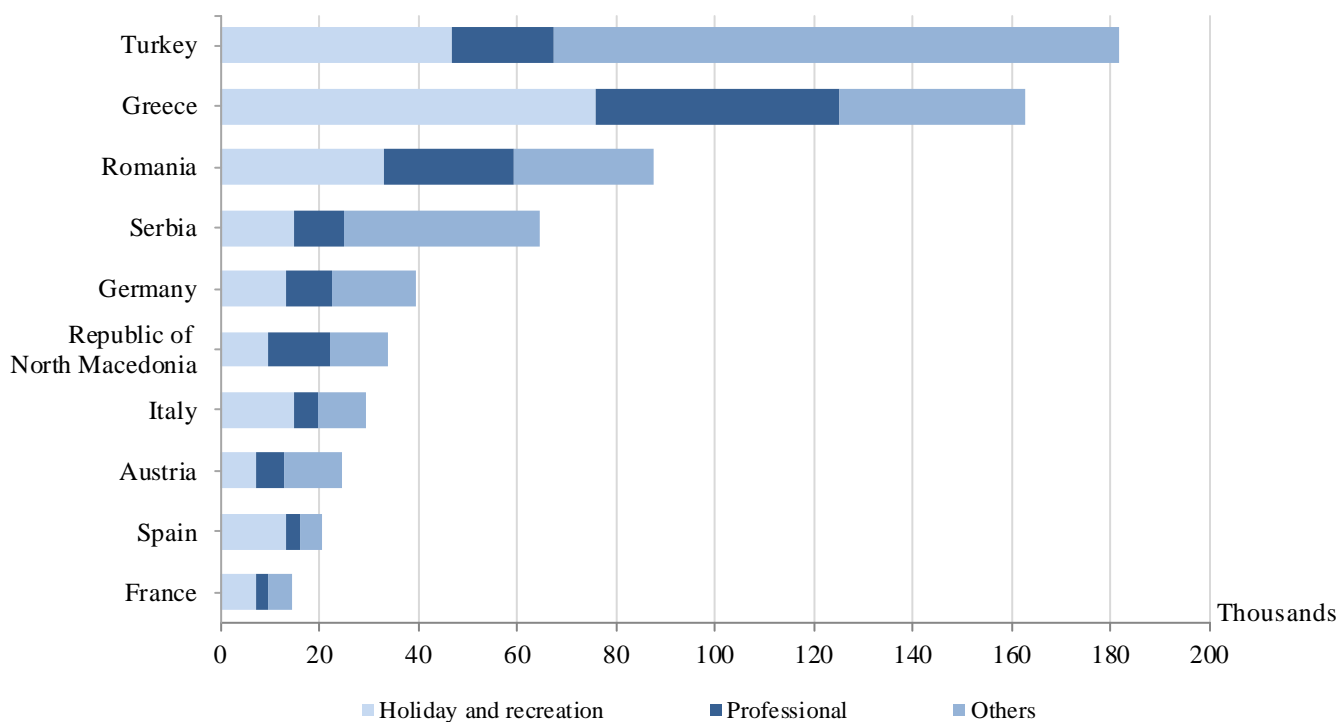
The trips with other purposes (as a guest, education and visit the cultural and sport events) in May 2022 composed the greatest share of the total number of trips of Bulgarian residents abroad - 41.6%, followed by those with holiday and recreation purpose - 36.1%, and with professional purpose - 22.3% (Figure 2).

**Figure 2. Structure of the trips of Bulgarian residents abroad by purpose of visit in May 2022**



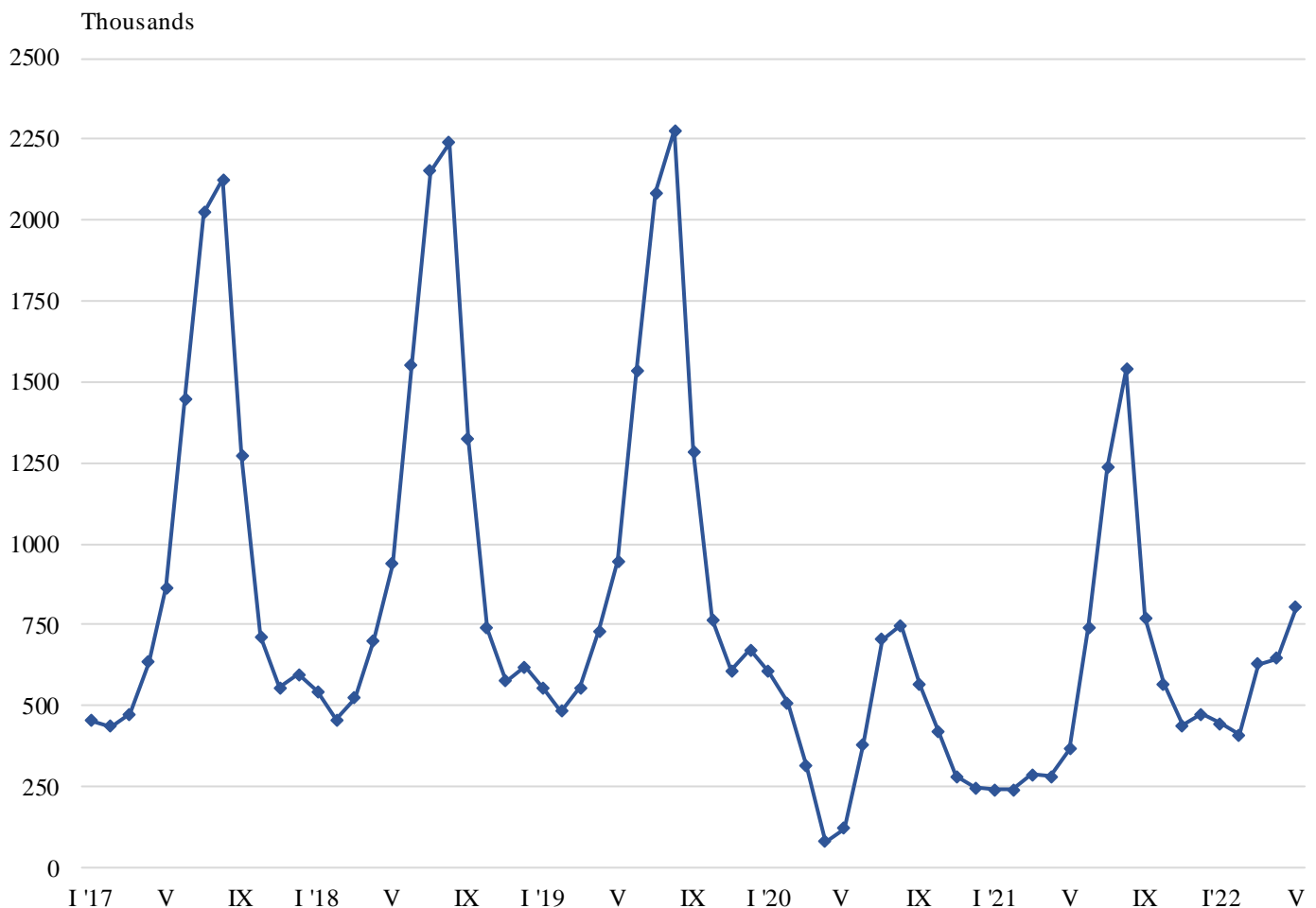
In May 2022 most trips of Bulgarian citizens were made to: Turkey - 181.5 thousand, Greece - 162.9 thousand, Romania - 87.4 thousand, Serbia - 64.7 thousand, Germany - 39.2 thousand, Republic of North Macedonia - 33.8 thousand, Italy - 29.2 thousand, Austria - 24.5 thousand, Spain - 20.3 thousand, France - 14.5 thousand (Figure 3).

**Figure 3. Top foreign destination for Bulgarian residents by purpose of visit in May 2022**



In May 2022, the number of arrivals of visitors from abroad to Bulgaria was 803.3 thousand (Annex, Table 2) or by 119.7% more in comparison with May 2021 (Figure 4). An increase in the trips with all observed purposes was registered. Transit passes through the country were 37.4% (300.6 thousand) of all visits of foreigners to Bulgaria.

**Figure 4. Arrivals of visitors from abroad to Bulgaria by months**



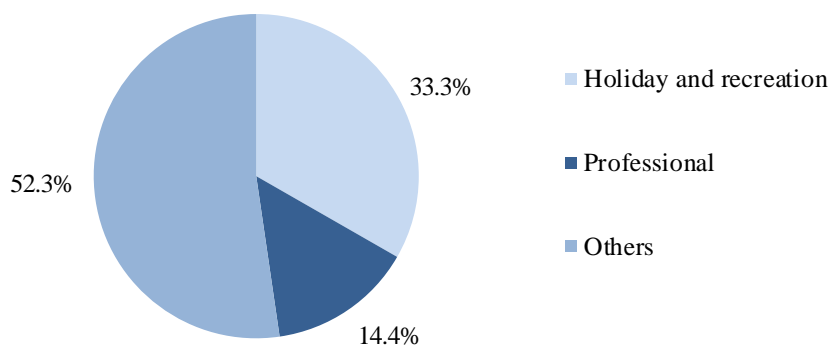
The share of visits of EU citizens was 48.8% of the total number of foreigners' visits to Bulgaria in May 2022 and reached 391.9 thousand. Compared to the same month of the previous year, the number of visits of foreign citizens from all observed countries increased.

The visits of foreigners in the group 'Other European countries'<sup>1</sup> were 335.9 thousand, or 41.8% of all visits to Bulgaria. The highest number of visits from Turkey - 136.4 thousand or 40.6% in this group was registered.

<sup>1</sup> Group 'Other European countries' includes countries in Europe outside the EU and all data are provided by the Ministry of Interior.

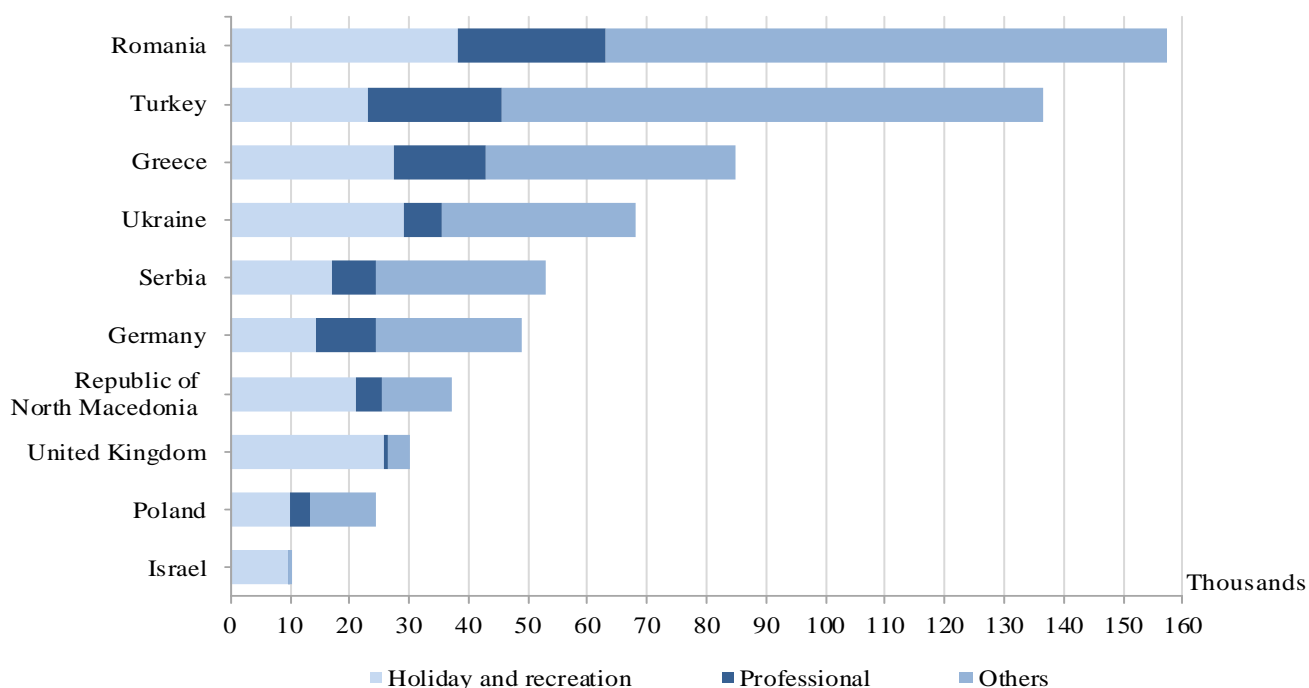
In May 2022, the predominant share of the visits with other purposes was 52.3%, followed by trips with holiday and recreation purpose - 33.3%, and with professional purpose - 14.4% (Figure 5).

**Figure 5. Structure of visits of foreign citizens to Bulgaria by purpose in May 2022**



In May 2022 the most visits to Bulgaria were from: Romania - 157.5 thousand, Turkey - 136.4 thousand, Greece - 84.8 thousand, Ukraine - 68.0 thousand, Serbia - 52.9 thousand, Germany - 48.9 thousand, Republic of North Macedonia - 37.2 thousand, the United Kingdom - 30.2 thousand, Poland - 24.3 thousand, Israel - 10.3 thousand (Figure 6).

**Figure 6. Top visits by foreigners to Bulgaria by country of residence and purpose in May 2022**





## Methodological notes

The definitions recommended by the World Tourist Organization and the Methodological manual for tourism by Eurostat are applied by the National Statistical Institute.

In accordance with these definitions **an international tourist** is any person who travels to a country other than his/her permanent residence for less than a year and whose main purpose is not doing any activity for payment in place visited.

**The purposes of visiting** a country are the following:

- Excursion, holiday or entertainment (visits to cultural or historical landmarks, sport events and others);
- Visiting friends and relatives;
- Professional purposes (business trips, participation in conferences, congresses, concluding deals, etc.);
- Other (education, medical treatment, etc.) purposes.

Statistical data on the trips of Bulgarian citizens travelling abroad and visits by foreigners to Bulgaria are obtained on the basis of monthly information received from the Ministry of Interior and a sample survey of the National Statistical Institute among Bulgarian and foreign citizens passing through border check points.

Data on the number of the trips of the citizens of the European Union are estimated on the basis of the information obtained from the Ministry of Interior and the airport authorities. Data on the number of citizens from 'third countries' are obtained directly from the Ministry of Interior.

Data on the purposes of the trips are obtained on the basis of the NSI's regular monthly sample survey of passing Bulgarian and foreign citizens through the border check points.

Annex

Table 1

**Trips of Bulgarian residents abroad by purpose of visit  
and country of destination in May 2022**

(Number)

Country of destination	Total	Purpose of visit		
		Holiday and recreation	Professional	Others
<b>Total</b>	<b>729421</b>	<b>263276</b>	<b>163001</b>	<b>303144</b>
<b>EU</b>	<b>424746</b>	<b>181709</b>	<b>113166</b>	<b>129871</b>
Austria	24509	7115	5802	11592
Belgium	11172	3779	2793	4600
Croatia	3604	1781	1268	555
Cyprus	449	232	106	111
Czechia	6845	2489	1845	2511
Denmark	763	127	283	353
Finland	439	146	293	-
France	14472	6896	2638	4938
Germany	39247	13304	8980	16963
Greece	162856	75783	49350	37723
Hungary	5656	2285	1409	1962
Ireland	585	204	96	285
Italy	29195	14598	4866	9731
Malta	720	577	143	-
Netherlands	6232	3013	1167	2052
Poland	4044	1271	1848	925
Portugal	568	284	105	179
Romania	87430	33108	26159	28163
Slovakia	2378	679	274	1425
Slovenia	1628	613	507	508
Spain	20259	13056	2701	4502
Sweden	1201	369	233	599
Other EU countries	494	-	300	194
<b>Other European countries</b>	<b>292336</b>	<b>77244</b>	<b>46225</b>	<b>168867</b>
Norway	254	111	102	41
Republic of North Macedonia	33820	9729	12509	11582
Russian Federation	248	-	136	112
Serbia	64717	14697	10318	39702
Switzerland	1116	319	638	159
Turkey	181519	46871	20453	114195
Ukraine	230	-	-	230
United Kingdom	10432	5517	2069	2846
<b>Other countries</b>	<b>779</b>	<b>360</b>	<b>248</b>	<b>171</b>
Canada	128	76	52	-
Israel	339	185	92	62
USA	312	99	104	109
<b>Rest of the world</b>	<b>11560</b>	<b>3963</b>	<b>3362</b>	<b>4235</b>

Table 2

**Arrivals of visitors from abroad to Bulgaria  
by purpose of visit and country of origin in May 2022**

(Number)

Country of origin	Total	Purpose of visit		
		Holiday and recreation	Professional	Others
<b>Total</b>	<b>803271</b>	<b>267375</b>	<b>115552</b>	<b>420344</b>
<b>EU</b>	<b>391935</b>	<b>116881</b>	<b>65661</b>	<b>209393</b>
Austria	8304	2318	2076	3910
Belgium	4742	2107	1054	1581
Croatia	2560	853	227	1480
Cyprus	1314	438	219	657
Czechia	4188	1513	419	2256
Denmark	2000	508	497	995
Finland	1269	635	164	470
France	8856	3507	1265	4084
Germany	48884	14359	9909	24616
Greece	84759	27490	15271	41998
Hungary	5233	1495	558	3180
Ireland	3282	1847	153	1282
Italy	9647	2931	1954	4762
Malta	352	139	117	96
Netherlands	7451	2061	1071	4319
Poland	24294	9930	3290	11074
Portugal	1568	692	343	533
Romania	157480	38157	24908	94415
Slovakia	2822	941	207	1674
Slovenia	1028	546	199	283
Spain	5116	1705	1106	2305
Sweden	2316	574	118	1624
Other EU countries	4470	2135	536	1799
<b>Other European countries</b>	<b>335893</b>	<b>122255</b>	<b>42178</b>	<b>171460</b>
Norway	1749	593	411	745
Republic of North Macedonia	37150	21081	4428	11641
Russian Federation	7049	4310	353	2386
Serbia	52881	17225	7179	28477
Switzerland	2362	894	378	1090
Turkey	136439	23121	22615	90703
Ukraine	68020	29171	6228	32621
United Kingdom	30243	25860	586	3797
<b>Other countries</b>	<b>19759</b>	<b>16128</b>	<b>860</b>	<b>2771</b>
Canada	1232	883	60	289
Israel	10260	9634	166	460
Japan	250	156	48	46
USA	8017	5455	586	1976
<b>Rest of the world</b>	<b>55684</b>	<b>12111</b>	<b>6853</b>	<b>36720</b>