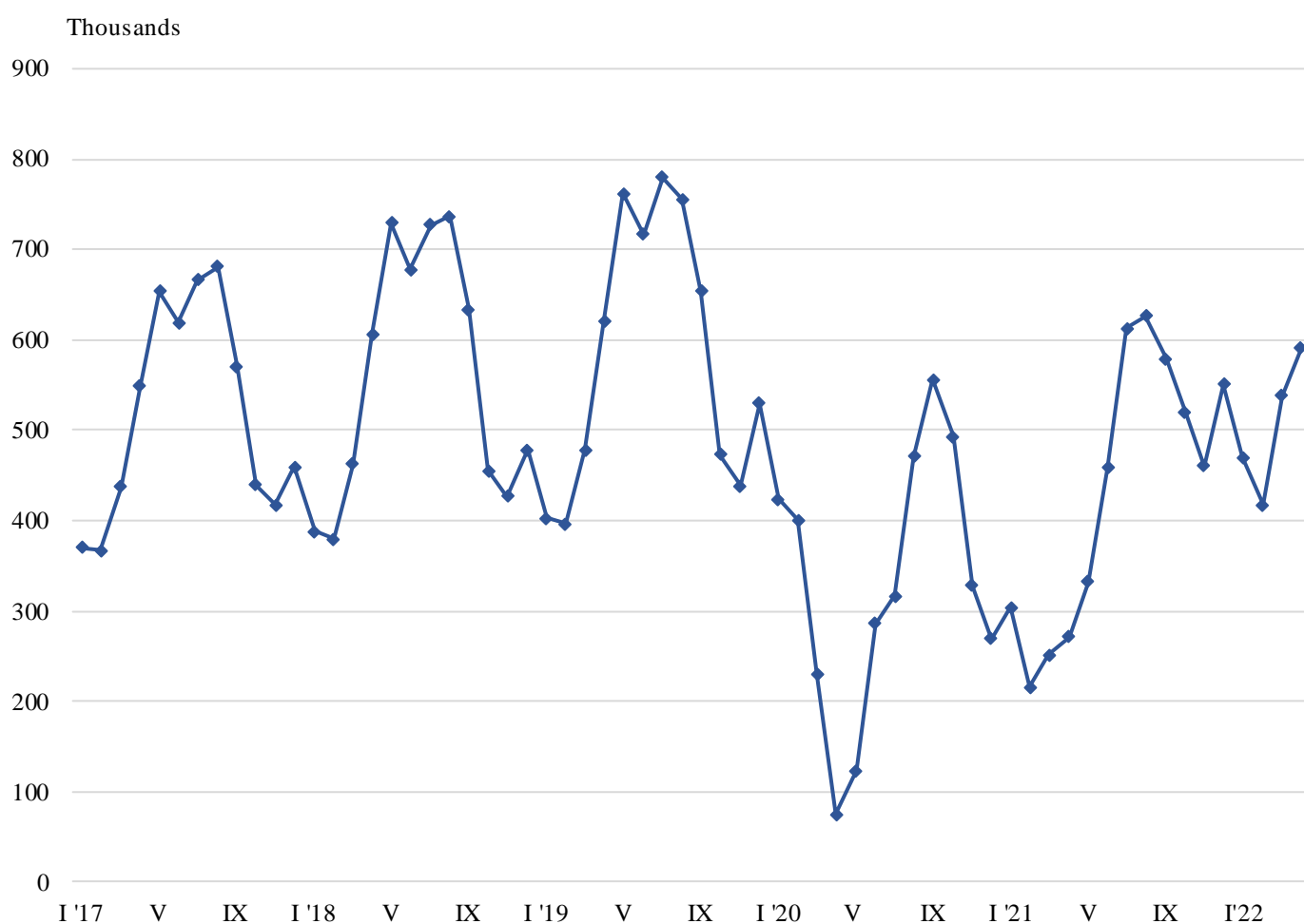


TRIPS OF BULGARIAN RESIDENTS ABROAD AND ARRIVALS OF VISITORS FROM ABROAD TO BULGARIA IN APRIL 2022

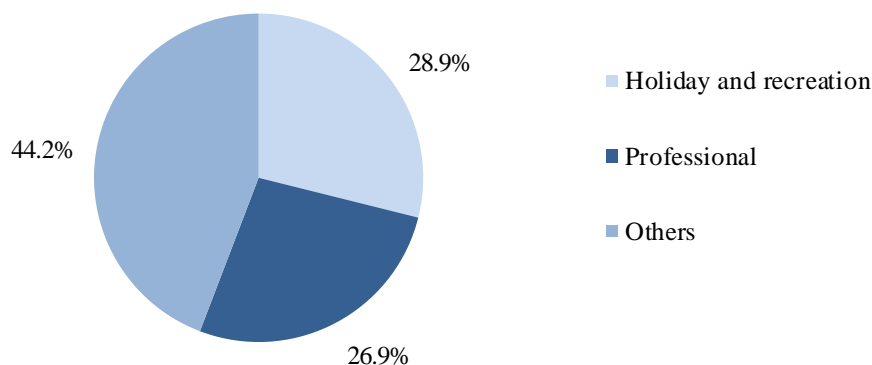
In April 2022, the number of the trips of Bulgarian residents abroad was 590.5 thousand (Annex, Table 1) or by 117.7% above the registered in April 2021 (Figure 1).

Figure 1. Trips of Bulgarian residents abroad by months



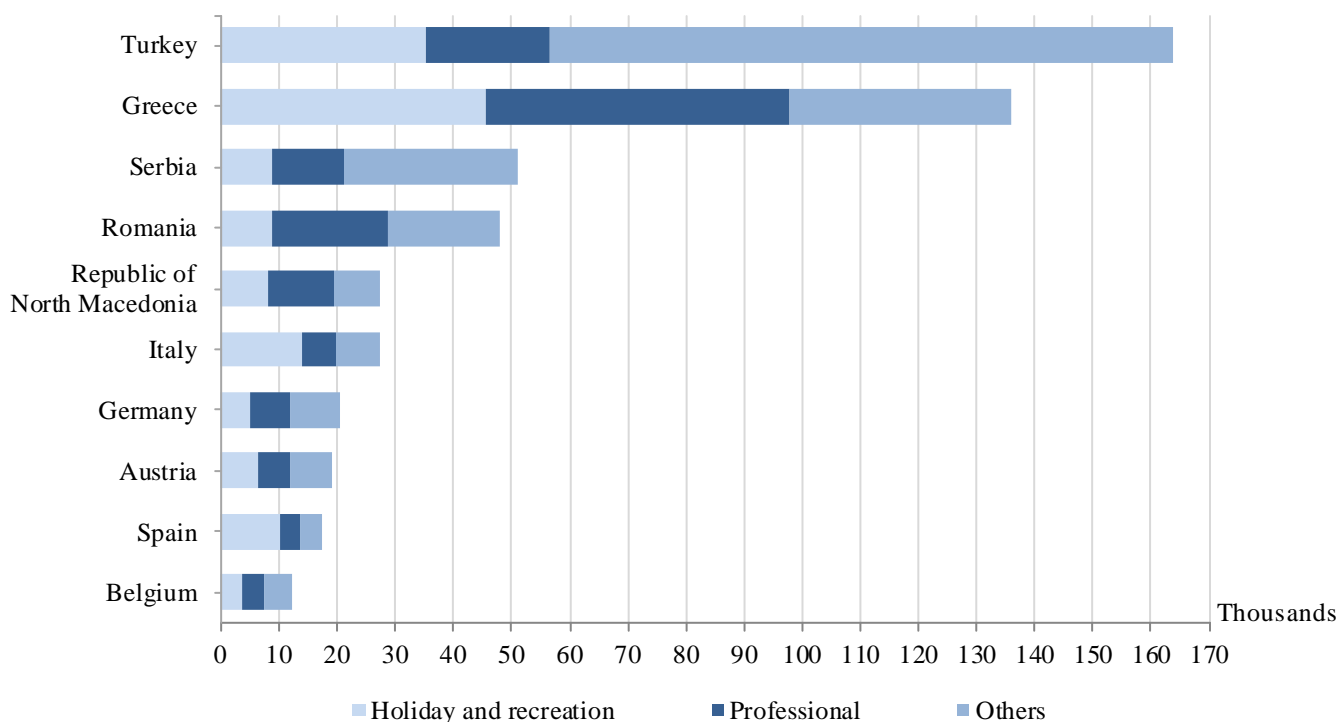
The trips with other purposes (as a guest, education and visit the cultural and sport events) in April 2022 composed the greatest share of the total number of trips of Bulgarian residents abroad - 44.2%, followed by those with holiday and recreation purpose - 28.9%, and with professional purpose - 26.9% (Figure 2).

Figure 2. Structure of the trips of Bulgarian residents abroad by purpose of visit in April 2022



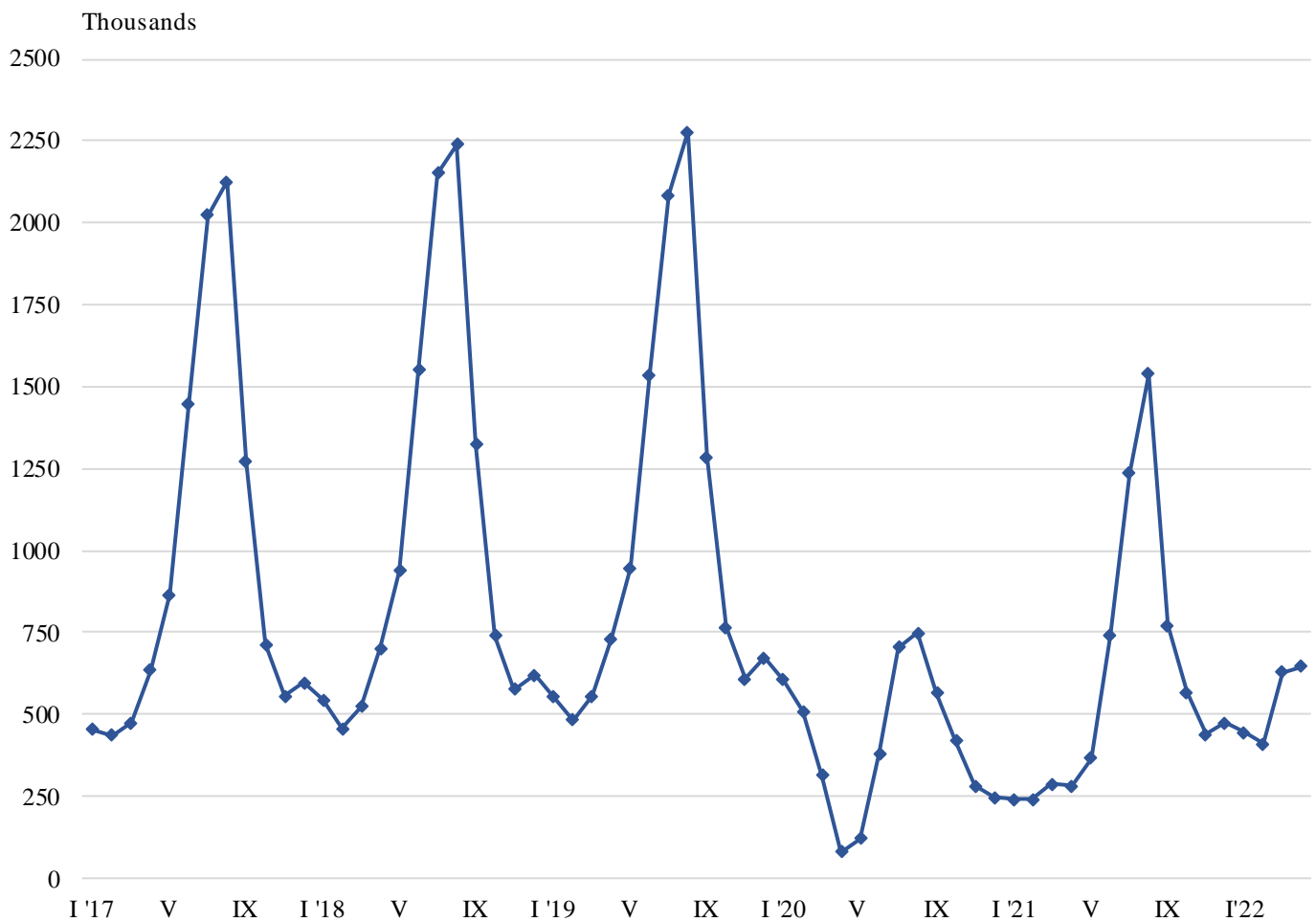
In April 2022 most trips of Bulgarian citizens were made to: Turkey - 163.8 thousand, Greece - 135.8 thousand, Serbia - 50.9 thousand, Romania - 47.8 thousand, Republic of North Macedonia - 27.4 thousand, Italy - 27.4 thousand, Germany - 20.5 thousand, Austria - 19.2 thousand, Spain - 17.3 thousand, Belgium - 12.1 thousand (Figure 3).

Figure 3. Top foreign destination for Bulgarian residents by purpose of visit in April 2022



In April 2022, the number of arrivals of visitors from abroad to Bulgaria was 646.3 thousand (Annex, Table 2) or by 128.8% more in comparison with April 2021 (Figure 4). An increase in the trips with all observed purposes was registered. Transit passes through the country were 42.9% (277.5 thousand) of all visits of foreigners to Bulgaria.

Figure 4. Arrivals of visitors from abroad to Bulgaria by months



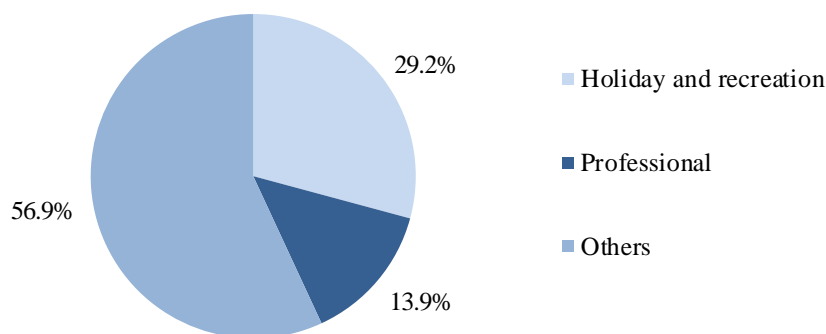
The share of visits of EU citizens was 44.8% of the total number of foreigners' visits to Bulgaria in April 2022 and reached 289.9 thousand. An increase in the visits of citizens from all EU countries was registered.

The visits of foreigners in the group 'Other European countries'¹ were 299.7 thousand, or 46.4% of all visits to Bulgaria. The highest number of visits was registered from Turkey - 123.6 thousand or 41.3% in this group.

¹ Group 'Other European countries' includes countries in Europe outside the EU and all data are provided by the Ministry of Interior.

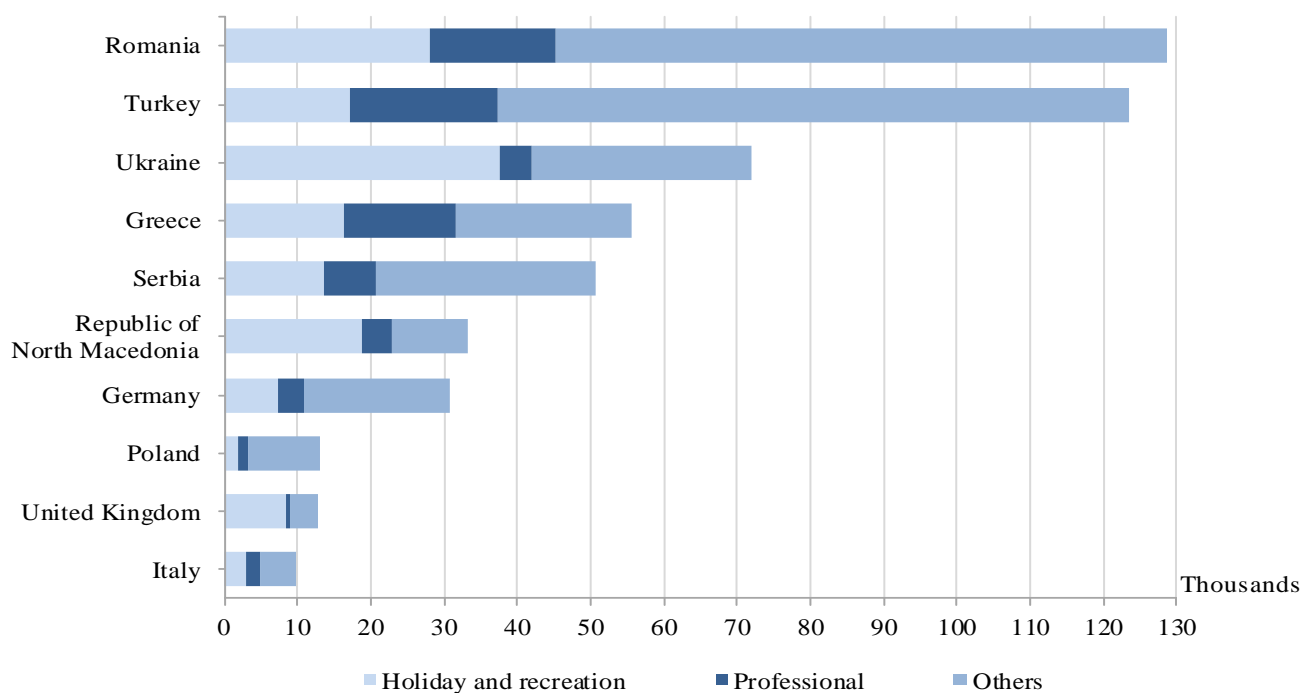
In April 2022, the predominant share of the visits with other purposes was 56.9%, followed by trips with holiday and recreation purpose - 29.2%, and with professional purpose - 13.9% (Figure 5).

Figure 5. Structure of visits of foreign citizens to Bulgaria by purpose in April 2022



In April 2022 the most visits to Bulgaria were from: Romania - 128.7 thousand, Turkey - 123.6 thousand, Ukraine - 71.9 thousand, Greece - 55.6 thousand, Serbia - 50.8 thousand, Republic of North Macedonia - 33.4 thousand, Germany - 30.8 thousand, Poland - 12.8 thousand, the United Kingdom - 12.7 thousand, Italy - 9.7 thousand (Figure 6).

Figure 6. Top visits by foreigners to Bulgaria by country of residence and purpose in April 2022





Methodological notes

The definitions recommended by the World Tourist Organization and the Methodological manual for tourism by Eurostat are applied by the National Statistical Institute.

In accordance with these definitions **an international tourist** is any person who travels to a country other than his/her permanent residence for less than a year and whose main purpose is not doing any activity for payment in place visited.

The purposes of visiting a country are the following:

- Excursion, holiday or entertainment (visits to cultural or historical landmarks, sport events and other);
- Visiting friends and relatives;
- Professional purposes (business trips, participation in conferences, congresses, concluding deals, and etc.);
- Other (education, medical treatment, and etc.) purposes.

Statistical data on the trips of Bulgarian citizens travelling abroad and visits by foreigners to Bulgaria are obtained on the basis of monthly information received from the Ministry of Interior and sample survey of the National Statistical Institute among Bulgarian and foreign citizens passing through border check points.

Data on the number of the trips of the citizens of the European Union are estimated on the basis of the information obtained from the Ministry of Interior and the airport authorities. Data on the number of citizens from 'third countries' are obtained directly from the Ministry of Interior.

Data on the purposes of the trips are obtained on the basis of the NSI's regular monthly sample survey of passing Bulgarian and foreign citizens through the border check points.

Annex

Table 1

**Trips of Bulgarian residents abroad by purpose of visit
and country of destination in April 2022**

(Number)

Country of destination	Total	Purpose of visit		
		Holiday and recreation	Professional	Others
Total	590458	170762	158898	260798
EU	322195	108068	108699	105428
Austria	19241	6429	5519	7293
Belgium	12120	3454	3837	4829
Croatia	3713	1713	1095	905
Cyprus	470	214	64	192
Czechia	5135	1936	1261	1938
Denmark	1425	342	456	627
Finland	764	-	308	456
France	7308	3132	1118	3058
Germany	20546	4906	7035	8605
Greece	135845	45381	52415	38049
Hungary	5273	2107	1032	2134
Ireland	808	215	85	508
Italy	27363	13930	5916	7517
Malta	850	470	210	170
Netherlands	5725	2077	1152	2496
Poland	2189	461	691	1037
Portugal	786	593	193	-
Romania	47752	8694	20102	18956
Slovakia	1740	735	267	738
Slovenia	3840	1097	1549	1194
Spain	17290	10053	3608	3629
Sweden	778	129	176	473
Other EU countries	1234	-	610	624
Other European countries	255798	56980	47611	151207
Norway	130	43	54	33
Republic of North Macedonia	27389	8181	11248	7960
Russian Federation	220	-	138	82
Serbia	50935	8827	12301	29807
Switzerland	2205	469	637	1099
Turkey	163818	35137	21303	107378
Ukraine	1528	-	-	1528
United Kingdom	9573	4323	1930	3320
Other countries	774	164	117	493
Canada	283	89	-	194
Israel	270	-	27	243
USA	221	75	90	56
Rest of the world	11691	5550	2471	3670

Table 2

Arrivals of visitors from abroad to Bulgaria
by purpose of visit and country of origin in April 2022

(Number)

Country of origin	Total	Purpose of visit		
		Holiday and recreation	Professional	Others
Total	646308	188426	89697	368185
EU	289847	69409	46186	174252
Austria	5927	1137	507	4283
Belgium	3893	1233	277	2383
Croatia	2351	904	181	1266
Cyprus	1526	254	382	890
Czechia	3192	712	256	2224
Denmark	1517	284	269	964
Finland	570	285	64	221
France	7023	2039	906	4078
Germany	30792	7171	3701	19920
Greece	55565	16377	15207	23981
Hungary	4338	620	459	3259
Ireland	1374	605	-	769
Italy	9685	2959	1883	4843
Malta	509	168	93	248
Netherlands	4507	1117	773	2617
Poland	12818	1891	1258	9669
Portugal	1464	429	303	732
Romania	128686	27865	17288	83533
Slovakia	2220	367	373	1480
Slovenia	839	359	226	254
Spain	6588	1647	1196	3745
Sweden	1993	354	269	1370
Other EU countries	2470	632	315	1523
Other European countries	299651	98832	37139	163680
Norway	688	228	141	319
Republic of North Macedonia	33358	18820	4045	10493
Russian Federation	4715	2503	327	1885
Serbia	50760	13473	7088	30199
Switzerland	1958	712	356	890
Turkey	123620	17201	20240	86179
Ukraine	71875	37645	4379	29851
United Kingdom	12677	8250	563	3864
Other countries	15379	12059	657	2663
Canada	794	573	28	193
Israel	8532	8051	102	379
Japan	240	134	51	55
USA	5813	3301	476	2036
Rest of the world	41431	8126	5715	27590