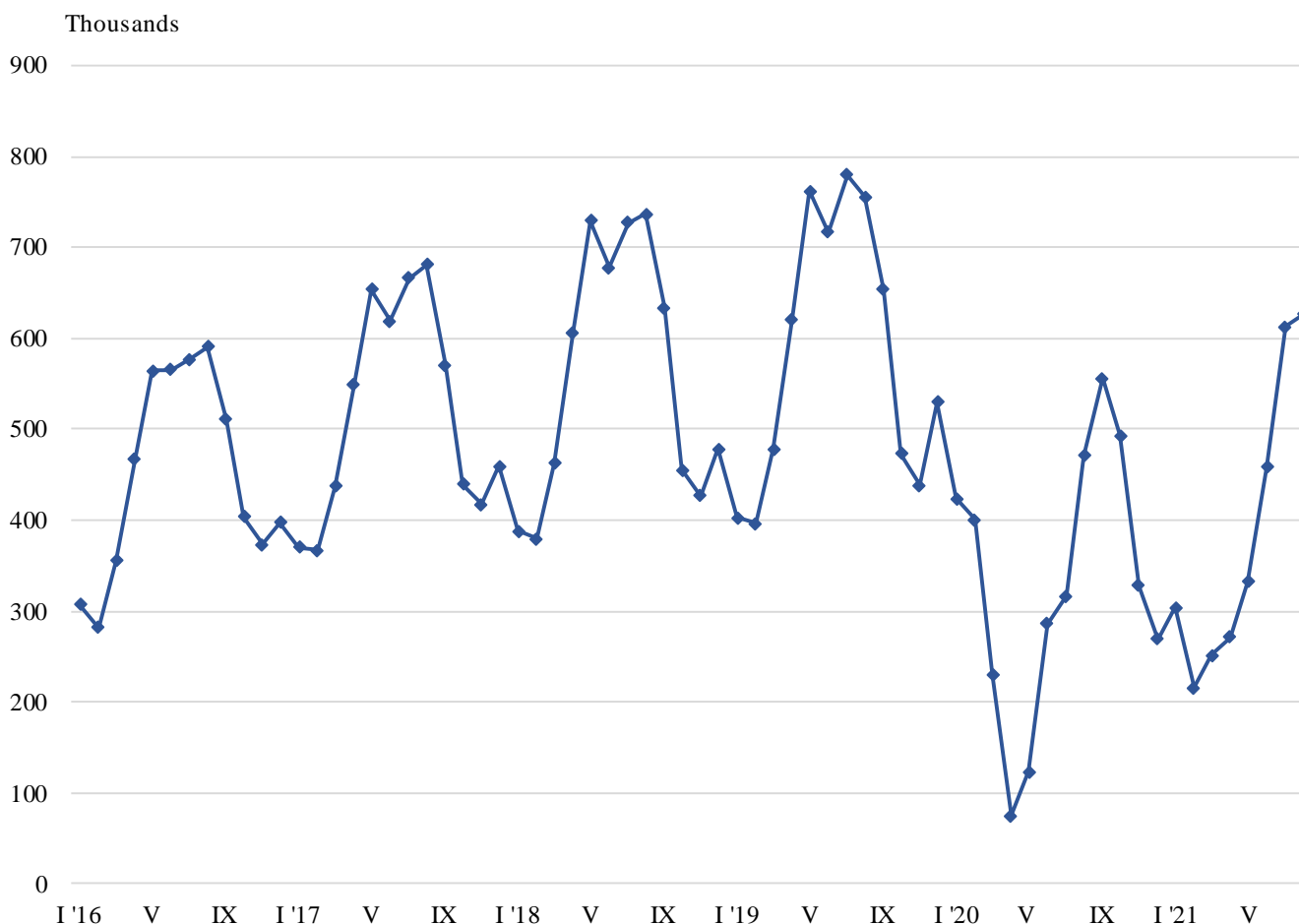


## TRIPS OF BULGARIAN RESIDENTS ABROAD AND ARRIVALS OF VISITORS FROM ABROAD TO BULGARIA<sup>1</sup> IN AUGUST 2021

In August 2021, in the conditions of the continuing epidemic situation, **the number of the trips of Bulgarian residents abroad** was 626.6 thousand (Annex, Table 1).

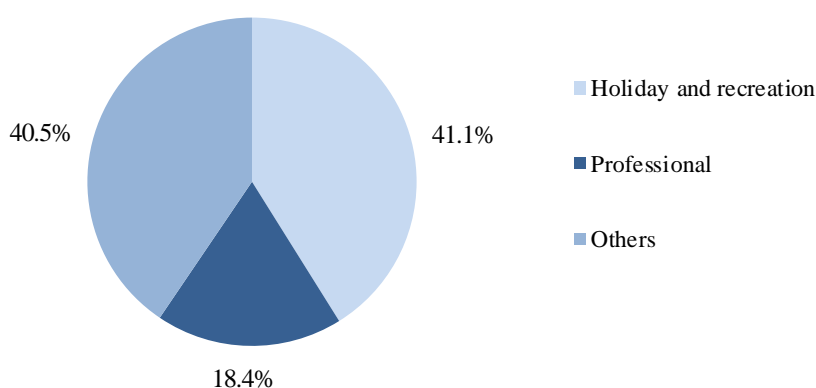
**Figure 1. Trips of Bulgarian residents abroad by months**



The trips with holiday and recreation purposes in August 2021 composed the greatest share of the total number of trips of Bulgarian residents abroad - 41.1%, followed by those with other purposes (as a guest, education and visit the cultural and sport events) - 40.5%, and with professional purpose - 18.4% (Figure 2).

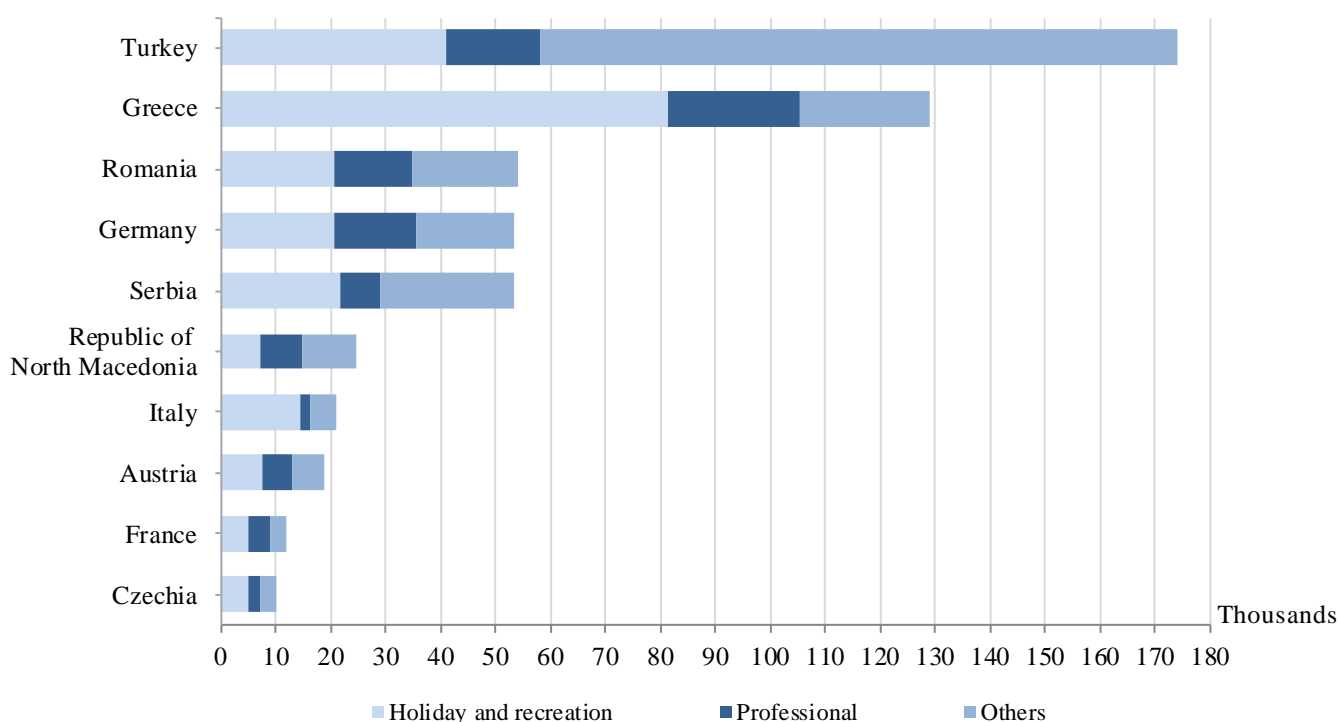
<sup>1</sup> The press release does not contain comparative data due to the worldwide spread of coronavirus COVID-19 and the state of emergency on the territory of the Republic of Bulgaria declared by a Decision of the National Assembly (State Gazette No. 22/13.03.2020).

**Figure 2. Structure of the trips of Bulgarian residents abroad by purpose of visit in August 2021**



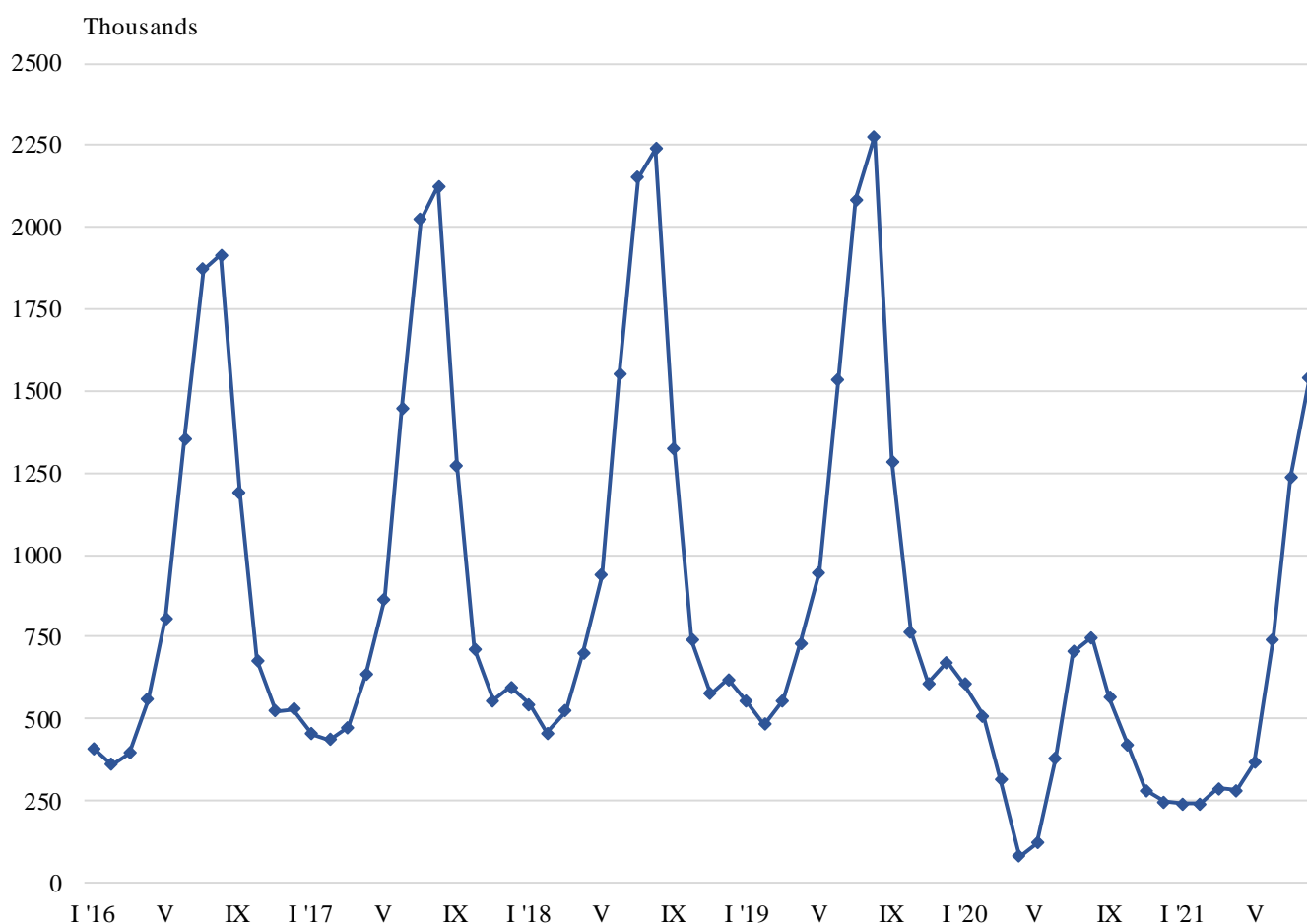
In August 2021 most trips of Bulgarian citizens were made to: Turkey - 174.0 thousand, Greece - 129.2 thousand, Romania - 54.0 thousand, Germany - 53.3 thousand, Serbia - 53.3 thousand, Republic of North Macedonia - 24.7 thousand, Italy - 20.9 thousand, Austria - 18.6 thousand, France - 11.8 thousand, Czechia - 10.0 thousand (Figure 3).

**Figure 3. Top foreign destinations for Bulgarian residents by purpose of visit in August 2021**



In August 2021, **the number of arrivals of visitors from abroad to Bulgaria** was 1 537.6 thousand (Annex, Table 2), as the transit was 40.7% (626.1 thousand) of all visits of foreigners in the country (Figure 4).

**Figure 4. Arrivals of visitors from abroad to Bulgaria by months**



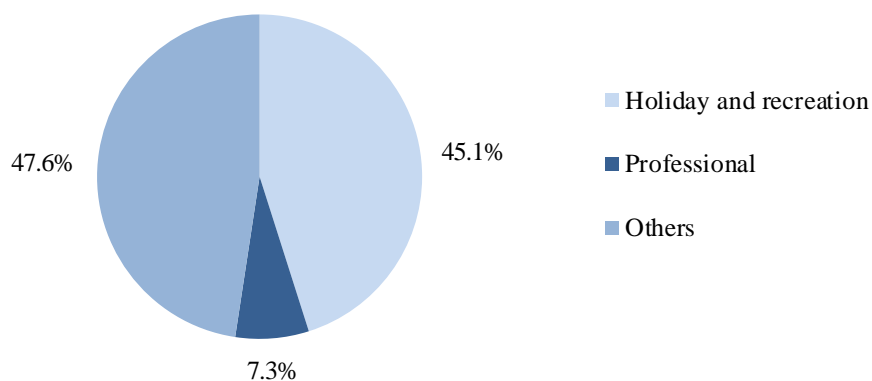
The share of visits of EU citizens was 58.6% of the total number of foreigners' visits to Bulgaria in August 2021 or 901.0 thousand.

The visits of foreigners in the group 'Other European countries'<sup>1</sup> were 522.1 thousand or 34.0% of all visits to Bulgaria. The highest number of visits from Turkey - 251.6 thousand or 48.2% of the visits in this group was registered.

In August 2021, the relative share of visits by purpose was as follows: with other purposes - 47.6%, with holiday and recreation purpose - 45.1%, and with professional purpose - 7.3% (Figure 5).

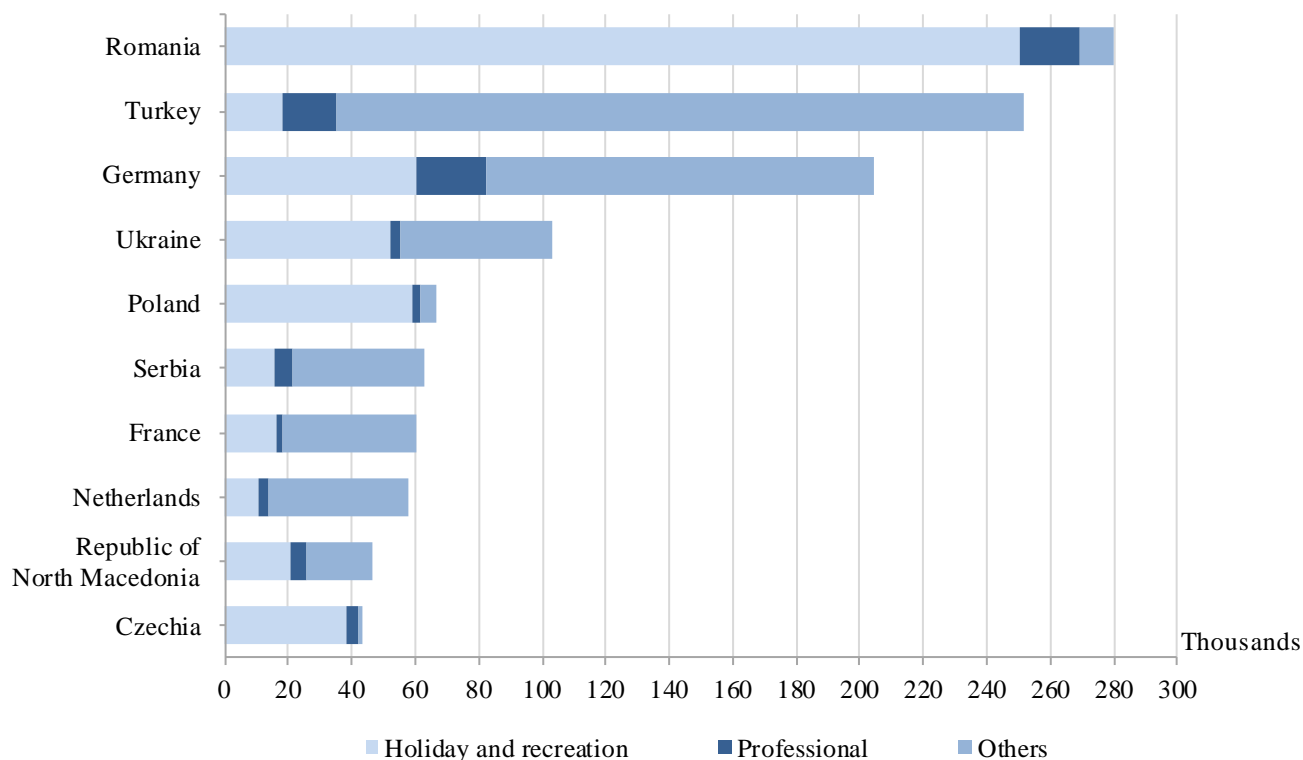
<sup>1</sup> Group 'Other European countries' includes countries in Europe outside EU.

**Figure 5. Structure of visits of foreign citizens to Bulgaria by purpose in August 2021**



In August 2021 the most visits to Bulgaria were from: Romania - 279.9 thousand, Turkey - 251.6 thousand, Germany - 204.7 thousand, Ukraine - 103.2 thousand, Poland - 66.5 thousand, Serbia - 62.9 thousand, France - 60.3 thousand, the Netherlands - 57.6 thousand, Republic of North Macedonia - 46.3 thousand, Czechia - 43.5 thousand (Figure 6).

**Figure 6. Top visits by foreigners to Bulgaria by country of residence and purpose in August 2021**



## Methodological notes

The definitions recommended by the World Tourist Organization and the Methodological manual for tourism by Eurostat are applied by the National Statistical Institute.

In accordance with these definitions, **an international tourist** is any person who travels to a country other than his/her permanent residence for less than a year and whose main purpose is not doing any activity for payment in place visited.

**The purposes of visiting** a country are the following:

- Excursion, holiday or entertainment (visits to cultural or historical landmarks, sport events and other);
- Visiting friends and relatives;
- Professional purposes (business trips, participation in conferences, congresses, concluding deals, and etc.);
- Other (education, medical treatment, and etc.) purposes.

Statistical data on the trips of Bulgarian citizens travelling abroad and visits by foreigners to Bulgaria are obtained on the basis of monthly information received from the Ministry of Interior and sample survey of the National Statistical Institute among Bulgarian and foreign citizens passing through border check points.

Data on the number of the trips of the citizens of the European Union are estimated on the basis of the information obtained from the Ministry of Interior and the airport authorities. Data on the number of citizens from 'third countries' are obtained directly from the Ministry of Interior.

Data on the purposes of the trips are obtained on the basis of the NSI's regular monthly sample survey of passing Bulgarian and foreign citizens through the border check points.

Annex

Table 1

**Trips of Bulgarian residents abroad by purpose of visit  
and country of destination in August 2021**

(Number)

| Country of origin               | Total         | Purpose of visit       |               |               |
|---------------------------------|---------------|------------------------|---------------|---------------|
|                                 |               | Holiday and recreation | Professional  | Others        |
| <b>Total</b>                    | <b>626638</b> | <b>257665</b>          | <b>114965</b> | <b>254008</b> |
| <b>EU</b>                       | <b>347741</b> | <b>178416</b>          | <b>77440</b>  | <b>91885</b>  |
| Austria                         | 18575         | 7284                   | 5463          | 5828          |
| Belgium                         | 7323          | 2092                   | 3347          | 1884          |
| Croatia                         | 7877          | 5743                   | 1125          | 1009          |
| Cyprus                          | 604           | 329                    | 110           | 165           |
| Czechia                         | 10029         | 5052                   | 2149          | 2828          |
| Denmark                         | 4193          | 699                    | 1048          | 2446          |
| Finland                         | 300           | 168                    | 132           | -             |
| France                          | 11836         | 5142                   | 3869          | 2825          |
| Germany                         | 53292         | 20744                  | 14937         | 17611         |
| Greece                          | 129154        | 81229                  | 23952         | 23973         |
| Hungary                         | 9456          | 6698                   | 977           | 1781          |
| Ireland                         | 809           | 462                    | 231           | 116           |
| Italy                           | 20852         | 14387                  | 1877          | 4588          |
| Malta                           | 172           | 172                    | -             | -             |
| Netherlands                     | 4800          | 1800                   | 358           | 2642          |
| Poland                          | 5652          | 2391                   | 1957          | 1304          |
| Portugal                        | 1169          | 708                    | 215           | 246           |
| Romania                         | 54038         | 20427                  | 14266         | 19345         |
| Slovakia                        | 3162          | 770                    | 527           | 1865          |
| Slovenia                        | 1038          | 219                    | 300           | 519           |
| Spain                           | 1966          | 1417                   | 137           | 412           |
| Sweden                          | 856           | 431                    | 107           | 318           |
| Other EU countries              | 588           | 52                     | 356           | 180           |
| <b>Other European countries</b> | <b>264511</b> | <b>73325</b>           | <b>34771</b>  | <b>156415</b> |
| Norway                          | 356           | 33                     | 156           | 167           |
| Republic of North Macedonia     | 24675         | 7222                   | 7523          | 9930          |
| Russian Federation              | 1940          | 486                    | 448           | 1006          |
| Serbia                          | 53284         | 21660                  | 7364          | 24260         |
| Switzerland                     | 2052          | 588                    | 531           | 933           |
| Turkey                          | 174015        | 40889                  | 17116         | 116010        |
| Ukraine                         | 810           | 186                    | 324           | 300           |
| United Kingdom                  | 7379          | 2261                   | 1309          | 3809          |
| <b>Other countries</b>          | <b>2020</b>   | <b>378</b>             | <b>252</b>    | <b>1390</b>   |
| Canada                          | 116           | 63                     | -             | 53            |
| Israel                          | 1007          | 133                    | 119           | 755           |
| USA                             | 897           | 182                    | 133           | 582           |
| <b>Rest of the world</b>        | <b>12366</b>  | <b>5546</b>            | <b>2502</b>   | <b>4318</b>   |

‘-’ - No case registered.

Table 2

**Arrivals of visitors from abroad to Bulgaria  
by purpose of visit and country of origin in August 2021**

(Number)

| Country of origin               | Total          | Purpose of visit       |               |               |
|---------------------------------|----------------|------------------------|---------------|---------------|
|                                 |                | Holiday and recreation | Professional  | Others        |
| <b>Total</b>                    | <b>1537570</b> | <b>693642</b>          | <b>111862</b> | <b>732066</b> |
| <b>EU</b>                       | <b>900953</b>  | <b>502316</b>          | <b>72897</b>  | <b>325740</b> |
| Austria                         | 40674          | 3509                   | 2855          | 34310         |
| Belgium                         | 41708          | 7616                   | 2826          | 31266         |
| Croatia                         | 2471           | 1230                   | 263           | 978           |
| Cyprus                          | 1010           | 443                    | 280           | 287           |
| Czechia                         | 43520          | 38460                  | 3584          | 1476          |
| Denmark                         | 5340           | 3513                   | 1124          | 703           |
| Finland                         | 1026           | 628                    | 398           | -             |
| France                          | 60267          | 16113                  | 2151          | 42003         |
| Germany                         | 204710         | 60104                  | 22372         | 122234        |
| Greece                          | 33915          | 9330                   | 5780          | 18805         |
| Hungary                         | 11031          | 8940                   | 364           | 1727          |
| Ireland                         | 2488           | 1297                   | -             | 1191          |
| Italy                           | 11532          | 4421                   | 3844          | 3267          |
| Malta                           | 323            | 152                    | 112           | 59            |
| Netherlands                     | 57560          | 10790                  | 3232          | 43538         |
| Poland                          | 66549          | 58865                  | 2839          | 4845          |
| Portugal                        | 1570           | 1570                   | -             | -             |
| Romania                         | 279916         | 250613                 | 18940         | 10363         |
| Slovakia                        | 9775           | 8955                   | 168           | 652           |
| Slovenia                        | 950            | 853                    | 97            | -             |
| Spain                           | 4117           | 1931                   | 891           | 1295          |
| Sweden                          | 8051           | 1346                   | 513           | 6192          |
| Other EU countries              | 12450          | 11637                  | 264           | 549           |
| <b>Other European countries</b> | <b>522086</b>  | <b>146870</b>          | <b>32243</b>  | <b>342973</b> |
| Norway                          | 1821           | 729                    | 364           | 728           |
| Republic of North Macedonia     | 46316          | 20682                  | 4657          | 20977         |
| Russian Federation              | 36148          | 32237                  | 580           | 3331          |
| Serbia                          | 62854          | 15798                  | 5679          | 41377         |
| Switzerland                     | 5258           | 2337                   | 226           | 2695          |
| Turkey                          | 251618         | 17974                  | 17004         | 216640        |
| Ukraine                         | 103234         | 51980                  | 3371          | 47883         |
| United Kingdom                  | 14837          | 5133                   | 362           | 9342          |
| <b>Other countries</b>          | <b>17334</b>   | <b>11923</b>           | <b>651</b>    | <b>4760</b>   |
| Canada                          | 1182           | 727                    | 29            | 426           |
| Israel                          | 6306           | 5936                   | 117           | 253           |
| Japan                           | 179            | 127                    | 14            | 38            |
| USA                             | 9667           | 5133                   | 491           | 4043          |
| <b>Rest of the world</b>        | <b>97197</b>   | <b>32533</b>           | <b>6071</b>   | <b>58593</b>  |

'-' - No case registered.