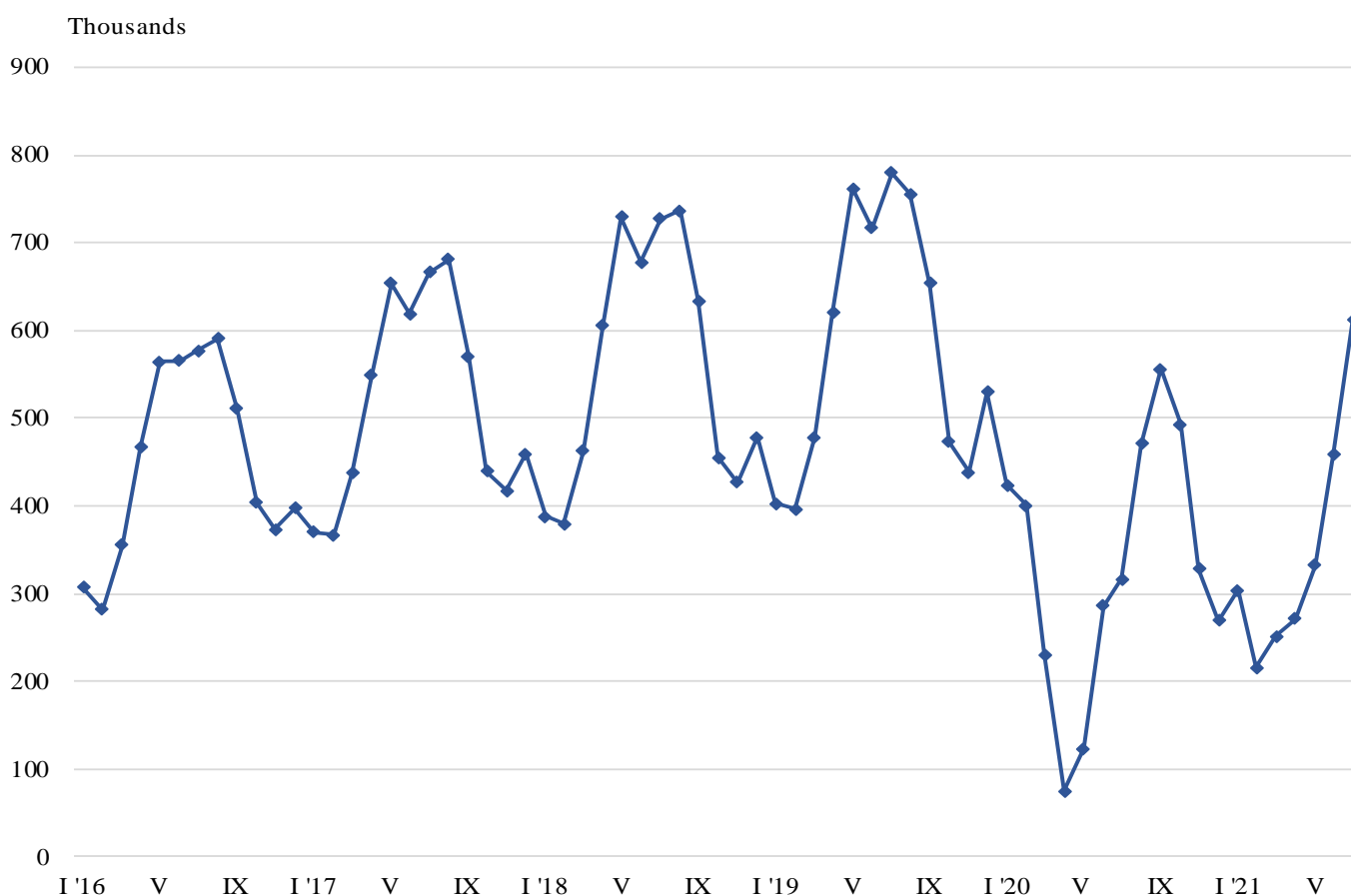


TRIPS OF BULGARIAN RESIDENTS ABROAD AND ARRIVALS OF VISITORS FROM ABROAD TO BULGARIA¹ IN JULY 2021

In July 2021, in the conditions of the continuing epidemic situation, the number of the trips of Bulgarian residents abroad was 612.8 thousand (Annex, Table 1).

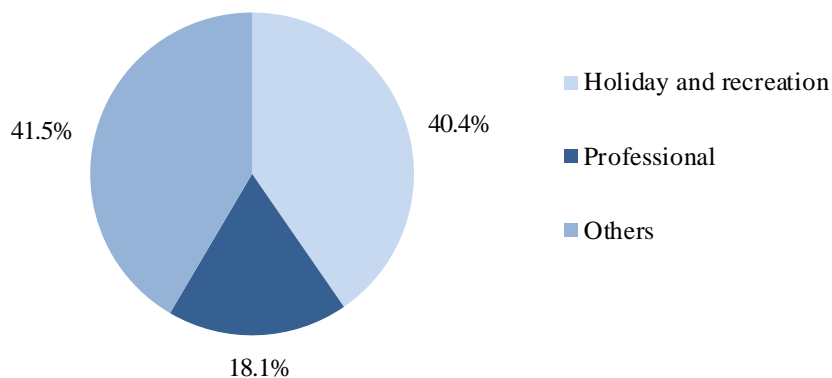
Figure 1. Trips of Bulgarian residents abroad by months



The trips with other purposes (as a guest, education and visit the cultural and sport events) in July 2021 composed the greatest share of the total number of trips of Bulgarian residents abroad - 41.5%, followed by those with holiday and recreation purposes - 40.4%, and with professional purpose - 18.1% (Figure 2).

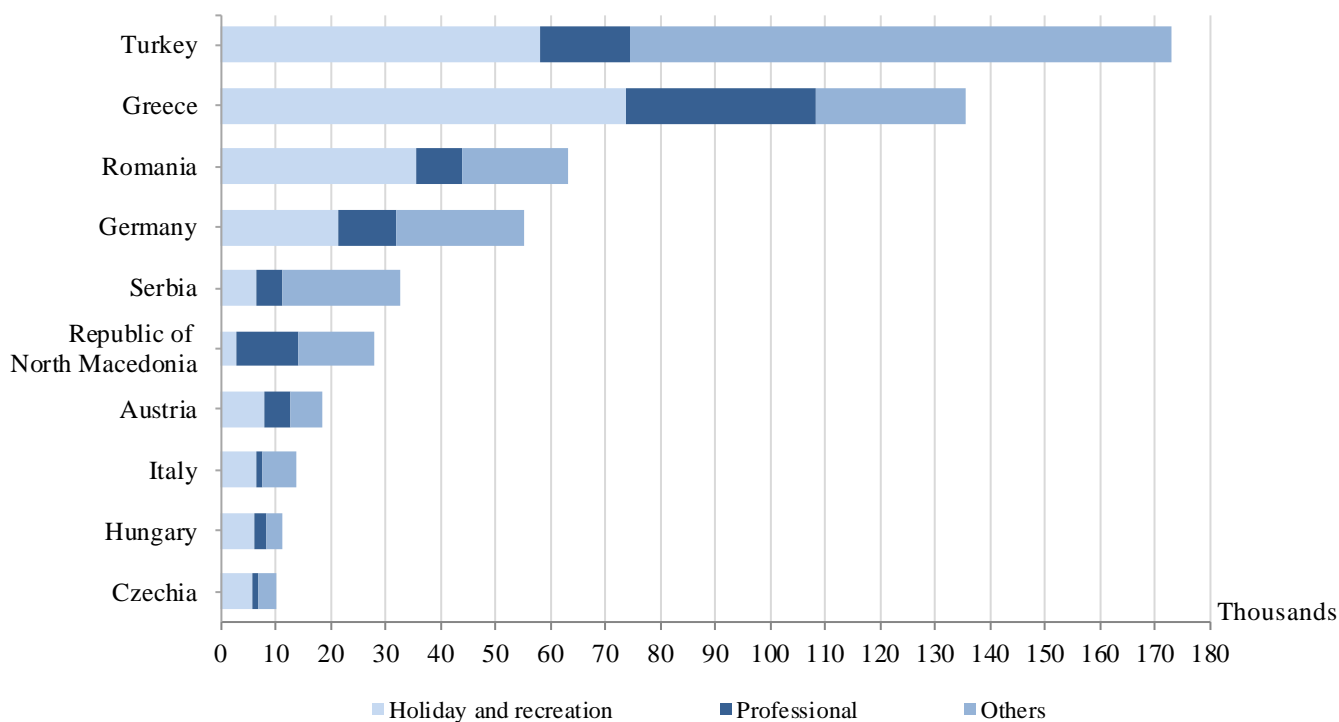
¹ The press release does not contain comparative data due to the worldwide spread of coronavirus COVID-19 and the state of emergency on the territory of the Republic of Bulgaria declared by a Decision of the National Assembly (State Gazette No. 22/13.03.2020).

Figure 2. Structure of the trips of Bulgarian residents abroad by purpose of visit in July 2021



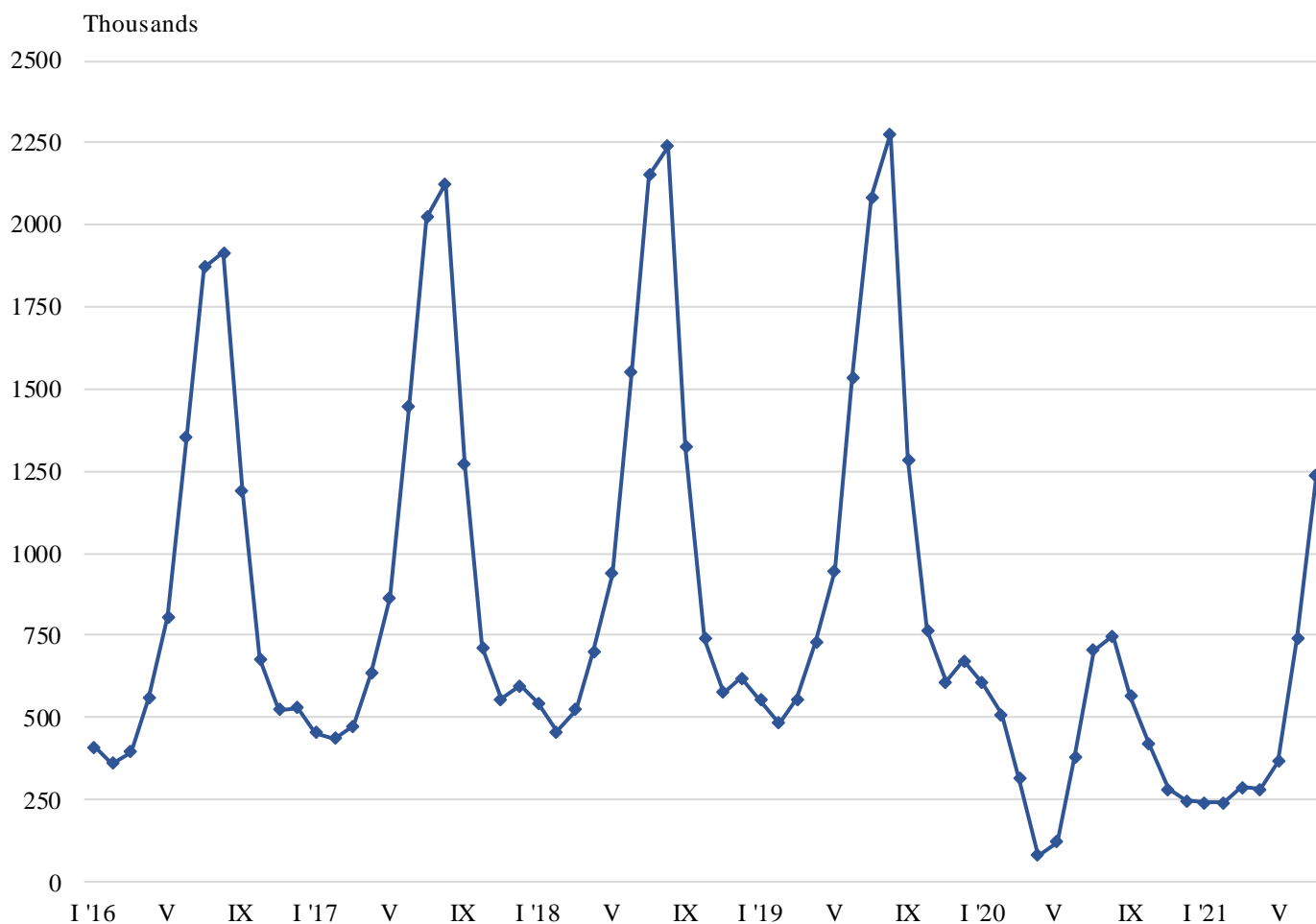
In July 2021 most trips of Bulgarian citizens were made to: Turkey - 173.2 thousand, Greece - 135.6 thousand, Romania - 63.3 thousand, Germany - 55.2 thousand, Serbia - 32.7 thousand, Republic of North Macedonia - 27.8 thousand, Austria - 18.4 thousand, Italy - 13.5 thousand, Hungary - 11.2 thousand, Czechia - 10.2 thousand (Figure 3).

Figure 3. Top foreign destinations for Bulgarian residents by purpose of visit in July 2021



In July 2021, the number of arrivals of visitors from abroad to Bulgaria was 1 234.5 thousand (Annex, Table 2), as the transit was 39.1% (482.9 thousand) of all visits of foreigners in the country (Figure 4).

Figure 4. Arrivals of visitors from abroad to Bulgaria by months



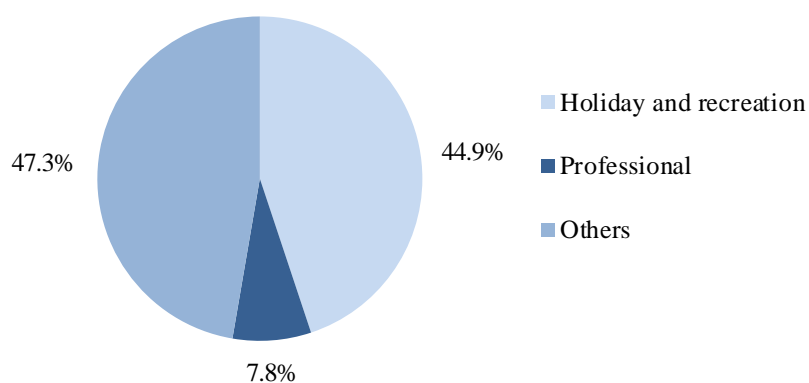
The share of visits of EU citizens was 54.6% of the total number of foreigners' visits to Bulgaria in July 2021 or 674.3 thousand.

The visits of foreigners in the group 'Other European countries'¹ were 452.8 thousand or 36.7% of all visits to Bulgaria. The highest number of visits from Turkey - 198.4 thousand or 43.8% of the visits in this group was registered.

In July 2021, the relative share of visits by purpose was as follows: with other purposes - 47.3%, with holiday and recreation purpose - 44.9%, and with professional purpose - 7.8% (Figure 5).

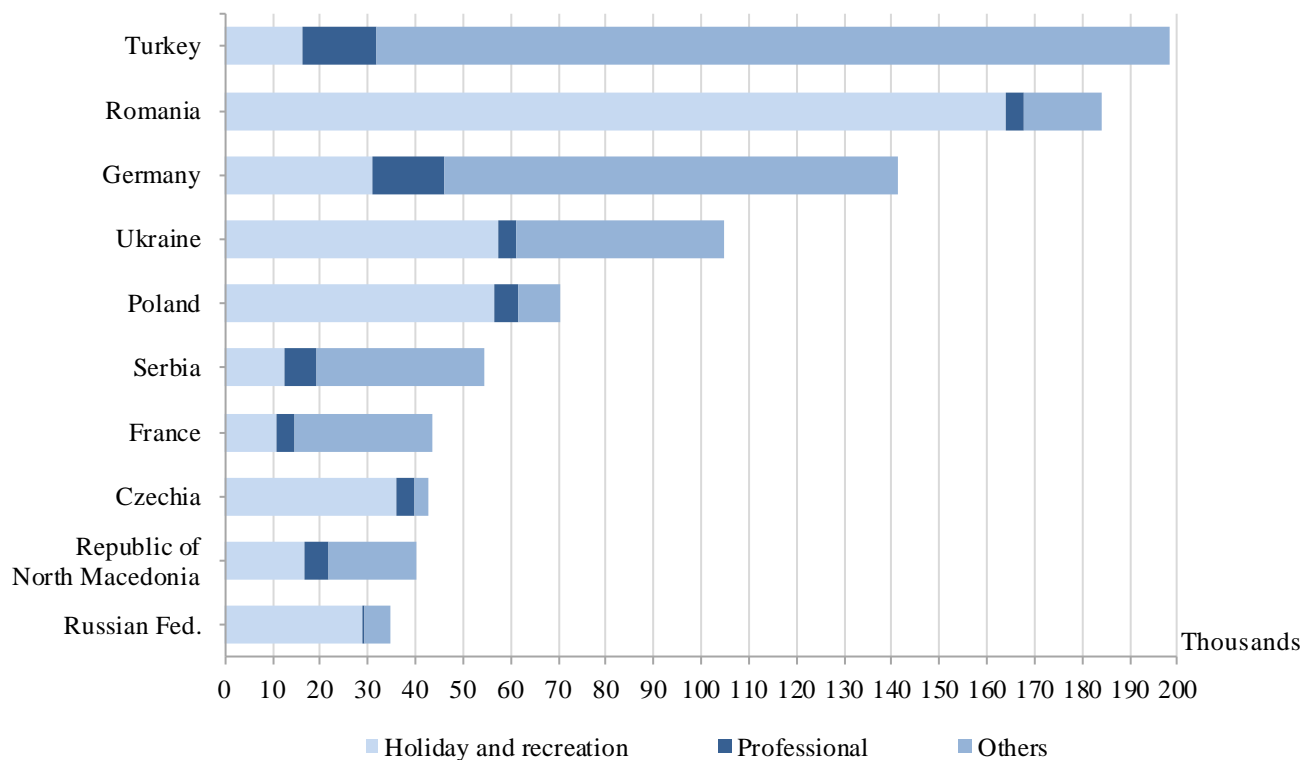
¹ Group 'Other European countries' includes countries in Europe outside EU.

Figure 5. Structure of visits of foreign citizens to Bulgaria by purpose in July 2021



In July 2021 the most visits to Bulgaria were from: Turkey - 198.4 thousand, Romania - 184.2 thousand, Germany - 141.4 thousand, Ukraine - 104.9 thousand, Poland - 70.3 thousand, Serbia - 54.6 thousand, France - 43.7 thousand, Czechia - 42.8 thousand, Republic of North Macedonia - 40.3 thousand, Russian Federation - 34.8 thousand (Figure 6).

Figure 6. Top visits by foreigners to Bulgaria by country of residence and purpose in July 2021



Methodological notes

The definitions recommended by the World Tourist Organization and the Methodological manual for tourism by Eurostat are applied by the National Statistical Institute.

In accordance with these definitions, **an international tourist** is any person who travels to a country other than his/her permanent residence for less than a year and whose main purpose is not doing any activity for payment in place visited.

The purposes of visiting a country are the following:

- Excursion, holiday or entertainment (visits to cultural or historical landmarks, sport events and other);
- Visiting friends and relatives;
- Professional purposes (business trips, participation in conferences, congresses, concluding deals, and etc.);
- Other (education, medical treatment, and etc.) purposes.

Statistical data on the trips of Bulgarian citizens travelling abroad and visits by foreigners to Bulgaria are obtained on the basis of monthly information received from the Ministry of Interior and sample survey of the National Statistical Institute among Bulgarian and foreign citizens passing through border check points.

Data on the number of the trips of the citizens of the European Union are estimated on the basis of the information obtained from the Ministry of Interior and the airport authorities. Data on the number of citizens from 'third countries' are obtained directly from the Ministry of Interior.

Data on the purposes of the trips are obtained on the basis of the NSI's regular monthly sample survey of passing Bulgarian and foreign citizens through the border check points.

Annex

Table 1

**Trips of Bulgarian residents abroad by purpose of visit
and country of destination in July 2021**

(Number)

Country of origin	Total	Purpose of visit		
		Holiday and recreation	Professional	Others
Total	612784	247533	110709	254542
EU	352857	173445	72988	106424
Austria	18378	7947	4470	5961
Belgium	4962	763	1909	2290
Croatia	7731	5271	703	1757
Cyprus	550	220	115	215
Czechia	10201	5492	1282	3427
Denmark	3033	758	283	1992
Finland	475	73	78	324
France	9052	4421	3275	1356
Germany	55225	21413	10397	23415
Greece	135618	73669	34602	27347
Hungary	11185	5965	2237	2983
Ireland	1038	199	105	734
Italy	13537	6204	1128	6205
Malta	163	98	-	65
Netherlands	5137	1223	489	3425
Poland	4518	1189	1902	1427
Portugal	1235	776	247	212
Romania	63254	35450	8341	19463
Slovakia	3056	1038	490	1528
Slovenia	1426	113	428	885
Spain	1632	989	175	468
Sweden	975	83	117	775
Other EU countries	476	91	215	170
Other European countries	244904	69405	35204	140295
Norway	271	68	91	112
Republic of North Macedonia	27818	2683	11366	13769
Russian Federation	2328	233	698	1397
Serbia	32717	6209	4776	21732
Switzerland	1779	508	254	1017
Turkey	173206	58109	16185	98912
Ukraine	1203	-	353	850
United Kingdom	5582	1595	1481	2506
Other countries	1805	346	181	1278
Canada	240	24	16	200
Israel	550	158	53	339
USA	1015	164	112	739
Rest of the world	13218	4337	2336	6545

‘-’ - No case registered.

Table 2

**Arrivals of visitors from abroad to Bulgaria
by purpose of visit and country of origin in July 2021**

(Number)

Country of origin	Total	Purpose of visit		
		Holiday and recreation	Professional	Others
Total	1234507	554191	96890	583426
EU	674299	367895	57943	248461
Austria	28700	3436	2255	23009
Belgium	31996	8598	5199	18199
Croatia	1825	811	101	913
Cyprus	1008	565	107	336
Czechia	42779	36228	3382	3169
Denmark	10068	5902	694	3472
Finland	1102	347	151	604
France	43675	10845	3941	28889
Germany	141393	31096	14912	95385
Greece	27611	6074	9940	11597
Hungary	8839	5624	737	2478
Ireland	1724	834	62	828
Italy	8200	4026	1640	2534
Malta	178	123	-	55
Netherlands	34153	10246	2692	21215
Poland	70256	56588	5139	8529
Portugal	1020	500	220	300
Romania	184236	163956	3697	16583
Slovakia	12001	8471	706	2824
Slovenia	816	708	84	24
Spain	3337	2040	513	784
Sweden	7986	1779	896	5311
Other EU countries	11396	9098	875	1423
Other European countries	452826	138364	31882	282580
Norway	1687	505	241	941
Republic of North Macedonia	40322	16879	4907	18536
Russian Federation	34804	28705	649	5450
Serbia	54591	12637	6561	35393
Switzerland	5087	1750	105	3232
Turkey	198385	16088	15507	166790
Ukraine	104931	57531	3669	43731
United Kingdom	13019	4269	243	8507
Other countries	27098	21066	646	5386
Canada	1014	552	28	434
Israel	16620	16055	175	390
Japan	152	94	16	42
USA	9312	4365	427	4520
Rest of the world	80284	26866	6419	46999

'-' - No case registered.