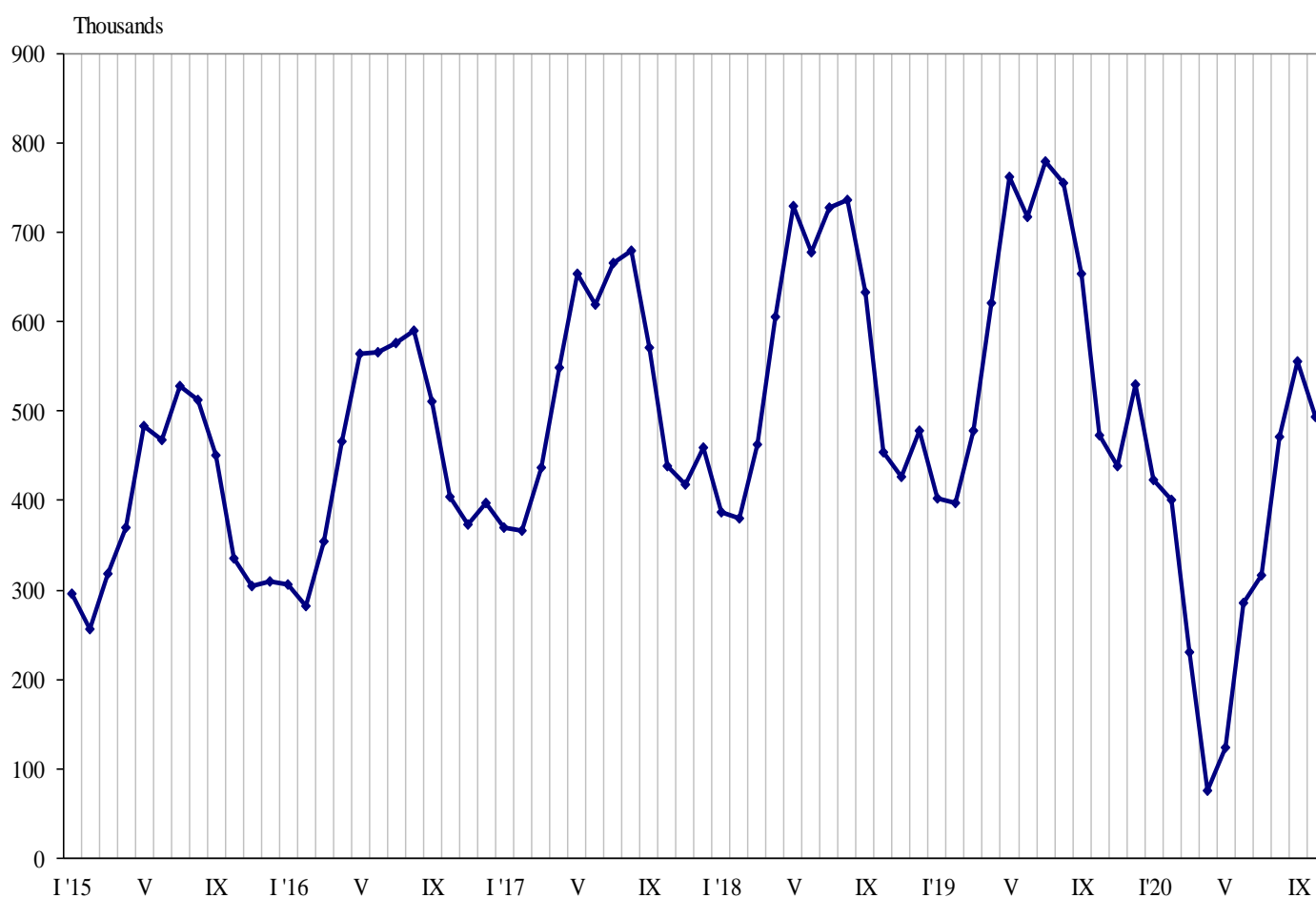


TRIPS OF BULGARIAN RESIDENTS ABROAD AND ARRIVALS OF VISITORS FROM ABROAD TO BULGARIA¹ IN OCTOBER 2020

In October 2020, during the continuing epidemic situation in the country, **the number of the trips of Bulgarian residents abroad** was 493.1 thousand, or by 4.2% above the registered in October 2019 (Figure 1).

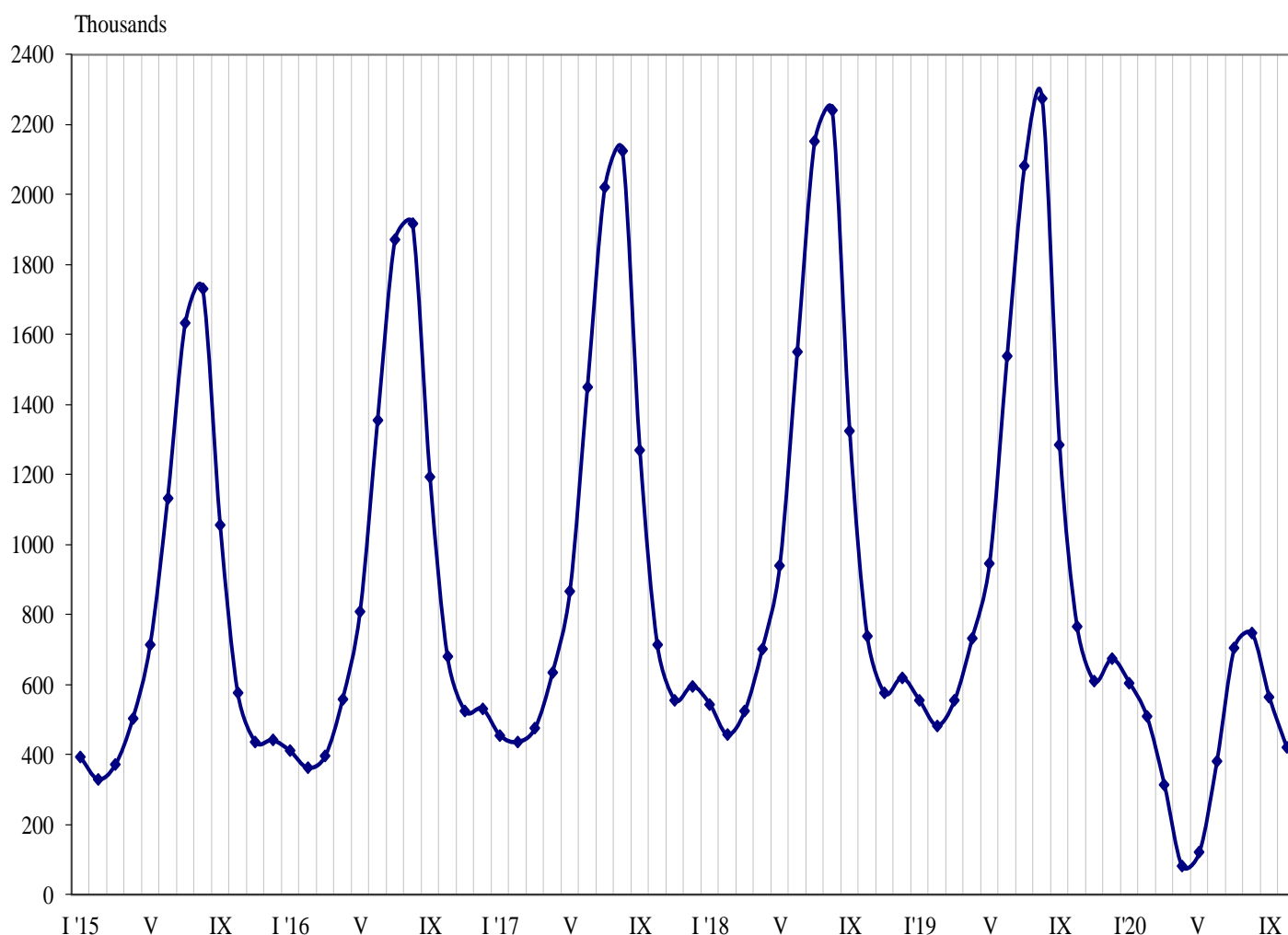
Figure 1. Trips of Bulgarian residents abroad by months



¹ Data provided by the Ministry of Interior.

In October 2020, the number of arrivals of visitors from abroad to Bulgaria was 419.1 thousand (Annex, Table 1) or by 45.3% less in comparison with October 2019 (Figure 2). A collapse in the trips with all observed purposes was registered: ‘holiday and recreation’ - by 67.7%, ‘professional’ - by 57.7% and ‘others’ (including as guest and passing transit) - by 22.5%. Transit passes through the country were 53.1% (222.6 thousand) of all visits of foreigners to Bulgaria.

Figure 2. Arrivals of visitors from abroad to Bulgaria by months



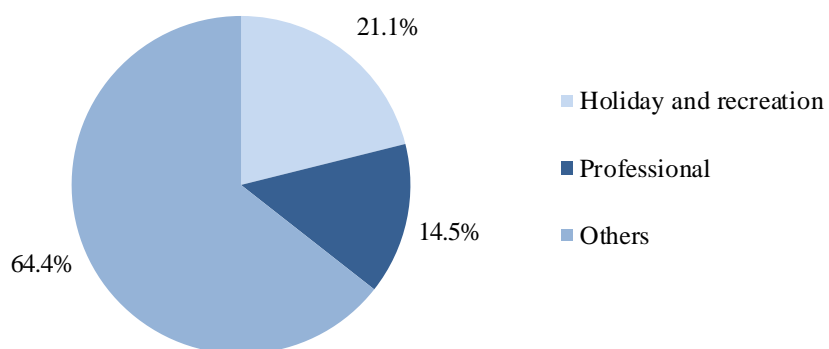
The share of visits of EU citizens was 44.7% of the total number of foreigners’ visits to Bulgaria in October 2020 or by 53.1% less in comparison with the same month of the previous year. A drop in the visits of citizens from all observed countries was registered.

The visits of foreigners in the group ‘Other European countries’¹ decreased by 30.9%.

¹ Group ‘Other European countries’ includes countries in Europe outside EU.

In October 2020, the relative share of visits by purpose was as follows: with other purposes - 64.4%, with holiday and recreation purpose - 21.1%, and with professional purpose - 14.5% (Figure 3).

Figure 3. Structure of visits of foreign citizens to Bulgaria by purpose in October 2020



Methodological notes

The definitions recommended by the World Tourist Organization and the Methodological manual for tourism by Eurostat are applied by the National Statistical Institute.

In accordance with these definitions, **an international tourist** is any person who travels to a country other than his/her permanent residence for less than a year and whose main purpose is not doing any activity for payment in place visited.

The purposes of visiting a country are the following:

- Excursion, holiday or entertainment (visits to cultural or historical landmarks, sport events and other);
- Visiting friends and relatives;
- Professional purposes (business trips, participation in conferences, congresses, concluding deals, and etc.);
- Other (education, medical treatment, and etc.) purposes.

In October 2020, due to the impossibility to conduct the statistical survey at the border checkpoints, all statistical data on the trips of Bulgarians abroad and the visits of foreigners in Bulgaria - total and for the purpose of the trip - were provided to the NSI by the Ministry of Interior.

Annex

Table 1

Arrivals of visitors from abroad to Bulgaria
by purpose of visit and country of origin in October 2020

(Number)

Country of origin	Total	Purpose of visit		
		Holiday and recreation	Professional	Others
Total	419144	88571	60879	269694
EU¹	187516	38733	25301	123482
Austria	2750	444	173	2133
Belgium	2225	476	318	1431
Croatia	1379	192	78	1109
Cyprus	232	53	22	157
Czechia	1768	515	226	1027
Denmark	701	343	63	295
Finland	171	89	-	82
France	5054	1965	475	2614
Germany	16497	5776	148	10573
Greece	30865	13594	1944	15327
Hungary	2581	362	148	2071
Ireland	395	207	64	124
Italy	4125	1799	441	1885
Malta	114	54	-	60
Netherlands	3043	532	139	2372
Poland	10860	525	767	9568
Portugal	416	293	65	58
Romania	93088	8831	18711	65546
Slovakia	796	143	41	612
Slovenia	312	87	61	164
Spain	1681	612	306	763
Sweden	1248	282	73	893
United Kingdom	6164	1327	925	3912
Other EU countries	1051	232	113	706
Other European countries	192473	42005	29636	120832
Norway	218	83	-	135
Republic of North Macedonia	37415	3385	4137	29893
Russian Federation	2502	492	487	1523
Serbia	43079	18991	5445	18643
Switzerland	1545	453	171	921
Turkey	94336	16332	16763	61241
Ukraine	13378	2269	2633	8476
Other countries	7194	4685	269	2240
Canada	237	126	19	92
Israel	4538	4371	48	119
Japan	68	42	11	15
USA	2351	146	191	2014
Rest of the world	31961	3148	5673	23140

¹ Included UK data until the end of the transition period.

'-' - No case registered.