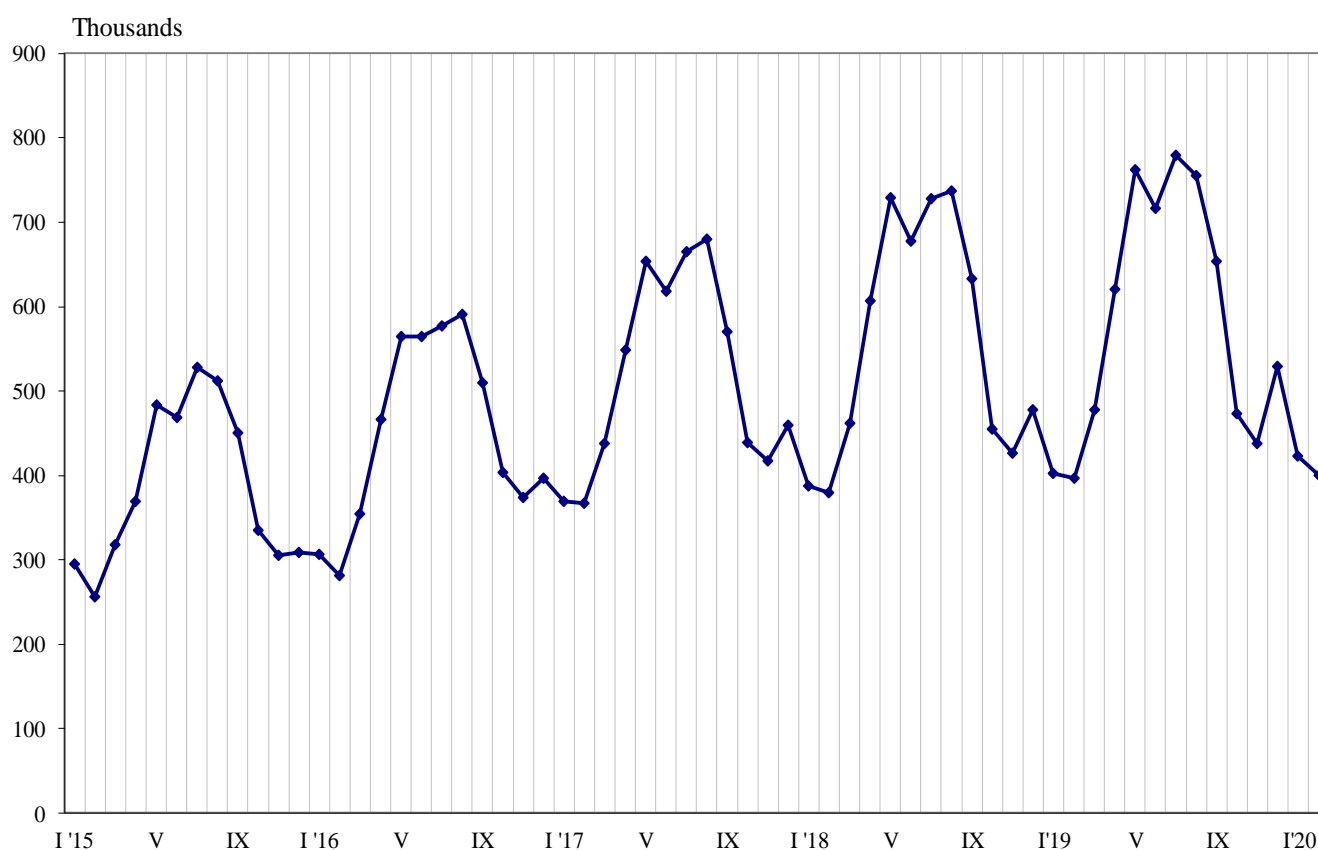


TRIPS OF BULGARIAN RESIDENTS ABROAD AND ARRIVALS OF VISITORS FROM ABROAD TO BULGARIA IN FEBRUARY 2020

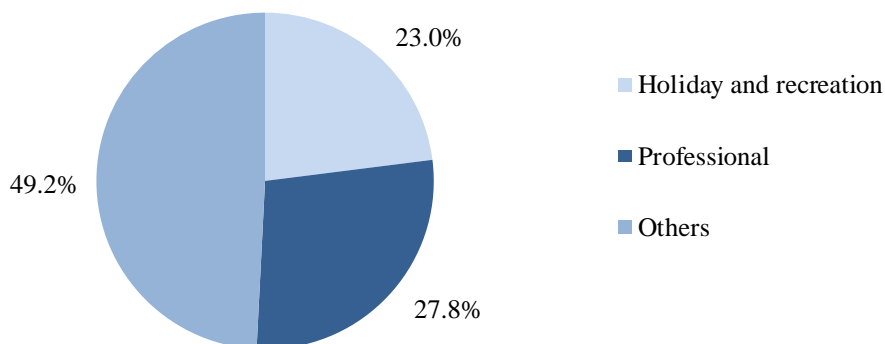
In February 2020, **the number of the trips of Bulgarian residents abroad** was 400.6 thousand (Annex, Table 1) or by 1.0% above the registered in February 2019 (Figure 1). In comparison with the same month of the previous year, an increase was observed in the total number of the trips of Bulgarians to: Austria - by 6.2%, Spain - by 4.6%, Turkey - by 3.9%, Republic of North Macedonia - by 3.7%, Germany - by 1.7%, the United Kingdom - by 1.4%, France - by 1.0%, Serbia - by 0.3%, and etc. At the same time decreased the trips to: Italy - by 16.1%, Czech Republic - by 4.2%, the Netherlands - by 3.4%, Greece - by 3.3%, Romania - by 0.5%, and etc.

Figure 1. Trips of Bulgarian residents abroad by months



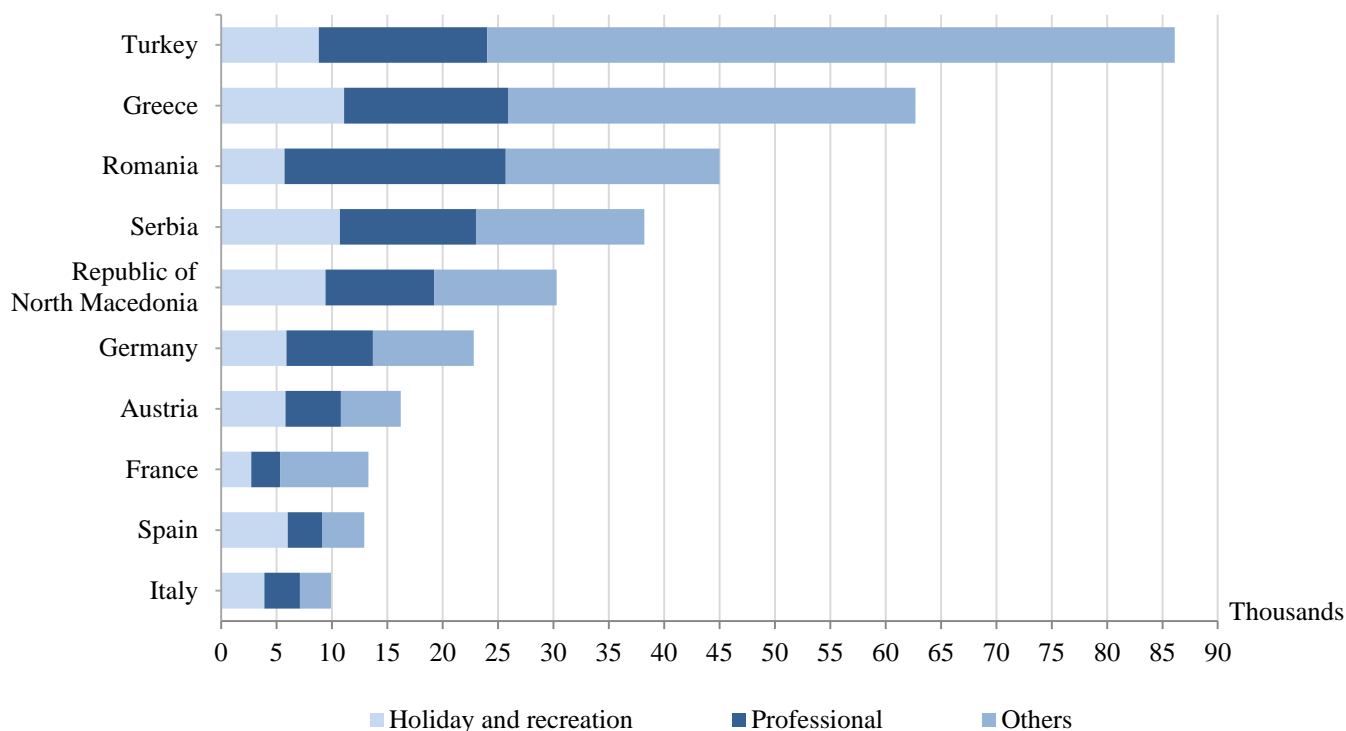
In comparison with February 2019, an increase was registered in the trips with professional purpose - by 2.9% and with 'holiday and recreation' - by 1.5%, while those with purposes 'others' decreased by 0.2%. The trips with other purposes (as a guest, education and visit the cultural and sport events) in February 2020 composed the greatest share of the total number of trips of Bulgarian residents abroad - 49.2%, followed by those with professional purpose - 27.8%, and with holiday and recreation purposes - 23.0% (Figure 2).

Figure 2. Structure of the trips of Bulgarian residents abroad by purpose of visit in February 2020



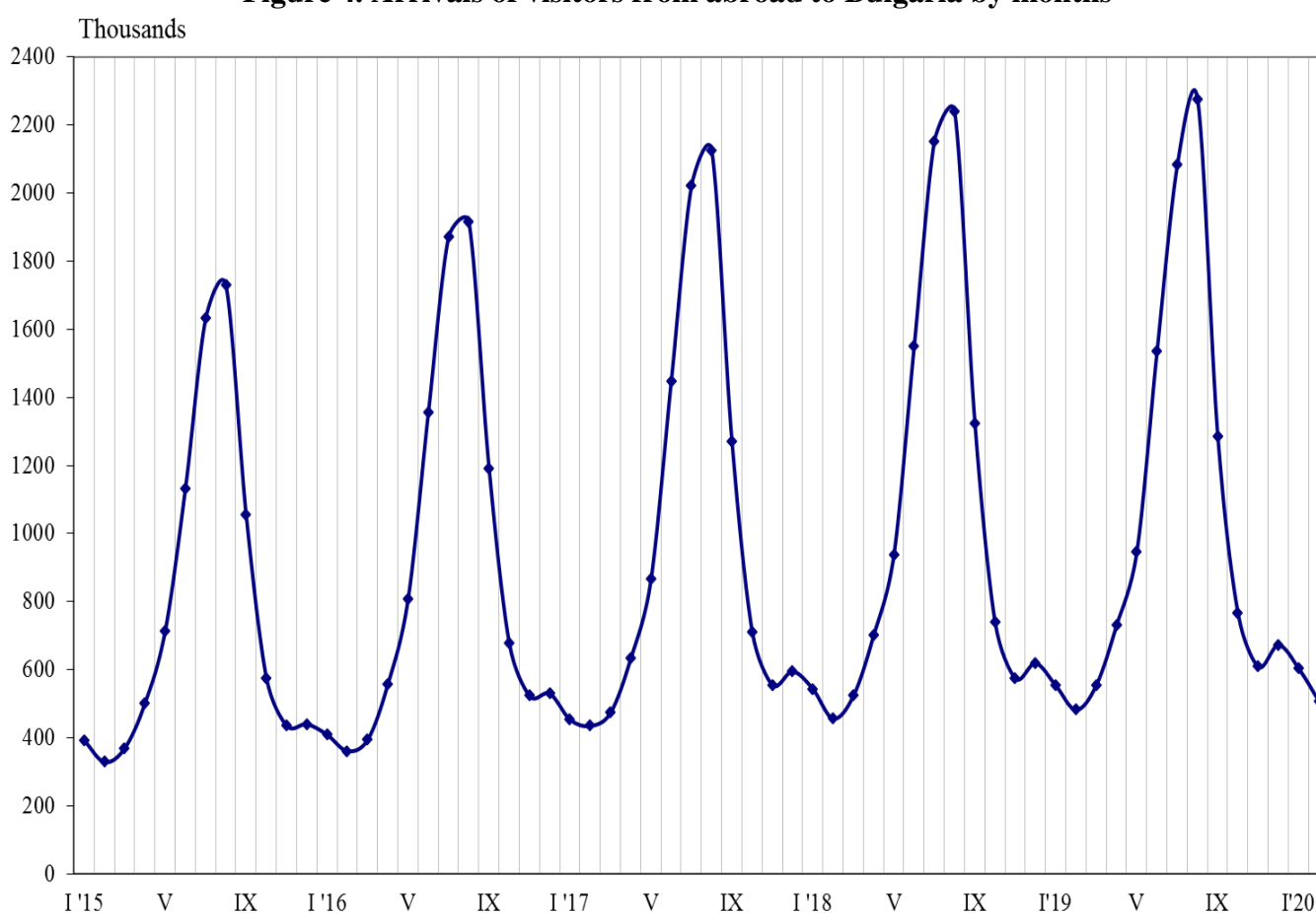
In February 2020 most trips of Bulgarian citizens were made to: Turkey - 86.1 thousand, Greece - 62.8 thousand, Romania - 45.0 thousand, Serbia - 38.2 thousand, Republic of North Macedonia - 30.4 thousand, Germany - 22.7 thousand, Austria - 16.2 thousand, France - 13.4 thousand, Spain - 12.9 thousand, Italy - 10.0 thousand (Figure 3).

Figure 3. Top foreign destinations for Bulgarian residents by purpose of visit in February 2020



In February 2020, the number of arrivals of visitors from abroad to Bulgaria was 508.0 thousand (Annex, Table 2) or by 5.2% more in comparison with February 2019 (Figure 4). An increase in the trips with all observed purposes was registered: ‘holiday and recreation’ - by 6.6%, ‘others’ (including as guest and passing transit) - by 6.0% and ‘professional’ - by 0.6%. Transit passes through the country were 25.1% (127.7 thousand) of all visits of foreigners to Bulgaria.

Figure 4. Arrivals of visitors from abroad to Bulgaria by months



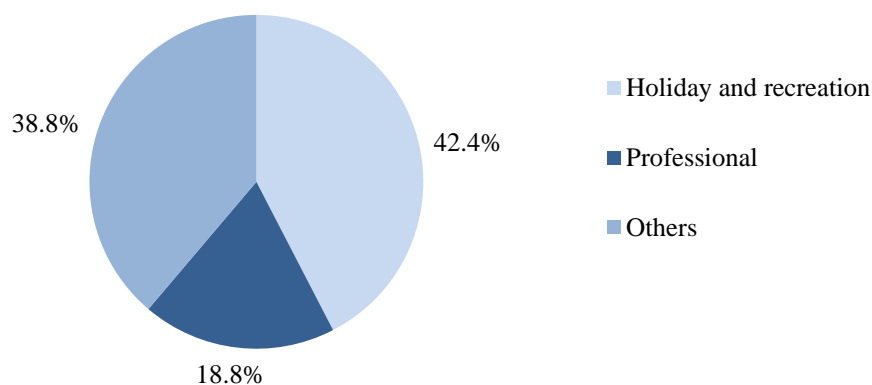
The share of visits of EU citizens was 44.2% of the total number of foreigners’ visits to Bulgaria in February 2020 or by 1.0% less in comparison with the same month of the previous year. A decrease was registered in the visits of citizens from Belgium - by 25.6%, Austria - by 23.2%, Germany - by 7.1%, Greece - by 4.5%, Romania - by 2.7%, and etc. At the same time increased the visits from Poland - by 17.4%, France - by 7.8%, Italy - by 6.4%, and etc.

The visits of foreigners in the group ‘Other European countries’¹ increased by 11.0%, as the highest increase was observed in the visits of citizens of Ukraine - by 19.3%.

In February 2020, the predominant share of the visits with holiday and recreation purpose was 42.4%, followed by trips with other purposes - 38.8%, and with professional purpose - 18.8% (Figure 5).

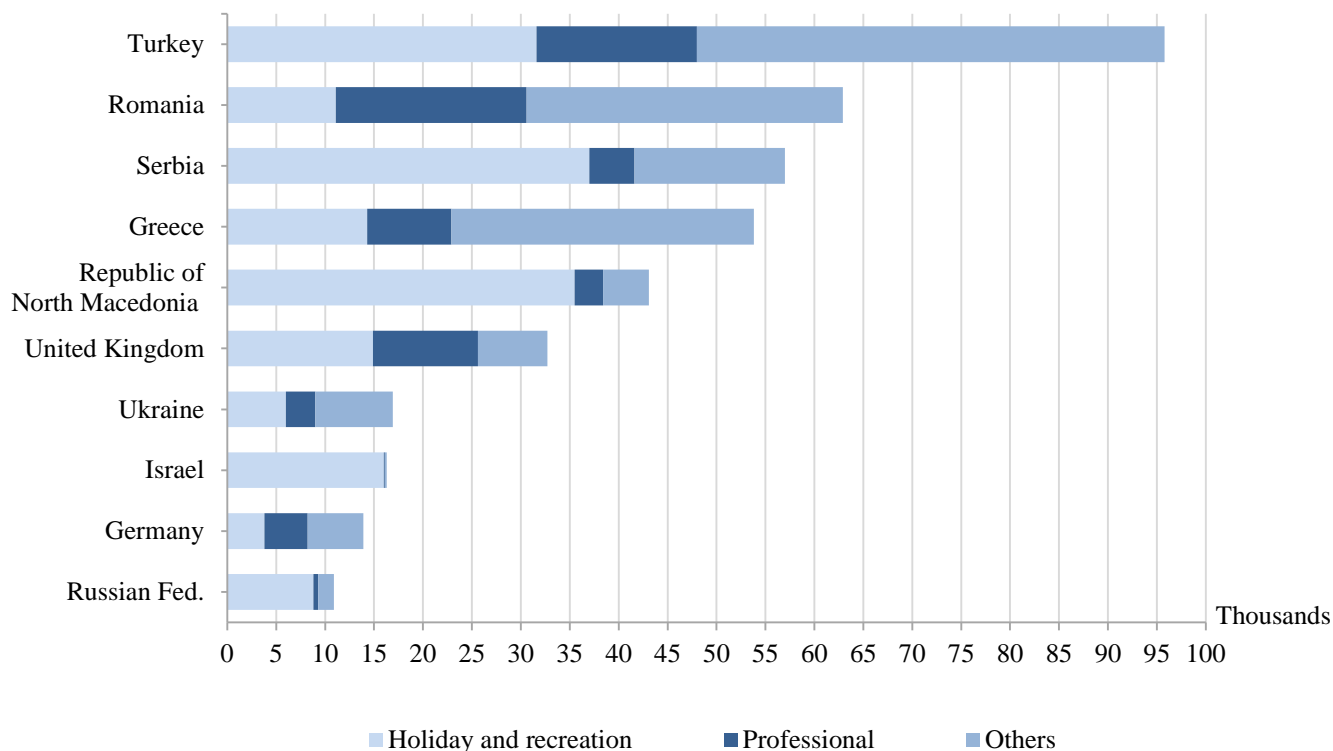
¹ Group ‘Other European countries’ includes countries in Europe outside EU.

Figure 5. Structure of visits of foreign citizens to Bulgaria by purpose in February 2020



In February 2020 the most visits to Bulgaria were from: Turkey - 95.8 thousand, Romania - 63.0 thousand, Serbia - 57.0 thousand, Greece - 53.8 thousand, Republic of North Macedonia - 43.2 thousand, the United Kingdom - 32.7 thousand, Ukraine - 16.9 thousand, Israel - 16.3 thousand, Germany - 14.0 thousand, Russian federation - 10.9 thousand (Figure 6).

Figure 6. Top visits by foreigners to Bulgaria by country of residence and purpose in February 2020



Methodological notes

The definitions recommended by the World Tourist Organization and the Methodological manual for tourism by Eurostat are applied by the National Statistical Institute.

In accordance with these definitions **an international tourist** is any person who travels to a country other than his/her permanent residence for less than a year and whose main purpose is not doing any activity for payment in place visited.

The purposes of visiting a country are the following:

- Excursion, holiday or entertainment (visits to cultural or historical landmarks, sport events and other);
- Visiting friends and relatives;
- Professional purposes (business trips, participation in conferences, congresses, concluding deals, and etc.);
- Other (education, medical treatment, and etc.) purposes.

Statistical data on the trips of Bulgarian citizens travelling abroad and visits by foreigners to Bulgaria are obtained on the basis of monthly information received from the Ministry of Interior and sample survey of the National Statistical Institute among Bulgarian and foreign citizens passing through border check points.

Data on the number of the trips of the citizens of the European Union are estimated on the basis of the information obtained from the Ministry of Interior and the airport authorities. Data on the number of citizens from 'third countries' are obtained directly from the Ministry of Interior.

Data on the purposes of the trips are obtained on the basis of the NSI's regular monthly sample survey of passing Bulgarian and foreign citizens through the border check points.

Annex

Table 1

**Trips of Bulgarian residents abroad by purpose of visit
and country of destination in February 2020**

| Country of destination | Total | Purpose of visit | | |
|---------------------------------|---------------|------------------------|---------------|---------------|
| | | Holiday and recreation | Professional | Others |
| | | (Number) | | |
| Total | 400586 | 92226 | 111427 | 196933 |
| EU¹ | 229035 | 56934 | 69238 | 102863 |
| Austria | 16173 | 5776 | 5009 | 5388 |
| Belgium | 7370 | 1542 | 2395 | 3433 |
| Croatia | 2699 | 1185 | 375 | 1139 |
| Cyprus | 376 | 151 | - | 225 |
| Czech Republic | 6378 | 2820 | 2126 | 1432 |
| Denmark | 1521 | 398 | 507 | 616 |
| Finland | 304 | 105 | 115 | 84 |
| France | 13364 | 2705 | 2641 | 8018 |
| Germany | 22729 | 5881 | 7796 | 9052 |
| Greece | 62794 | 11106 | 14843 | 36845 |
| Hungary | 4280 | 2178 | 913 | 1189 |
| Ireland | 544 | 204 | 169 | 171 |
| Italy | 10024 | 3943 | 3236 | 2845 |
| Malta | 198 | 105 | - | 93 |
| Netherlands | 5706 | 1268 | 843 | 3595 |
| Poland | 3009 | 1041 | 885 | 1083 |
| Portugal | 986 | 461 | 305 | 220 |
| Romania | 45040 | 5695 | 20049 | 19296 |
| Slovakia | 1217 | 480 | 243 | 494 |
| Slovenia | 1821 | 796 | 820 | 205 |
| Spain | 12919 | 5998 | 3115 | 3806 |
| Sweden | 1686 | 394 | 673 | 619 |
| United Kingdom | 7209 | 2573 | 1932 | 2704 |
| Other EU countries | 688 | 129 | 248 | 311 |
| Other European countries | 160803 | 30850 | 39441 | 90512 |
| Norway | 476 | 117 | 158 | 201 |
| Republic of North Macedonia | 30388 | 9416 | 9844 | 11128 |
| Russian Federation | 2080 | 640 | 964 | 476 |
| Serbia | 38200 | 10696 | 12348 | 15156 |
| Switzerland | 2329 | 374 | 776 | 1179 |
| Turkey | 86130 | 8827 | 15231 | 62072 |
| Ukraine | 1200 | 780 | 120 | 300 |
| Other countries | 2765 | 470 | 597 | 1698 |
| Canada | 761 | 115 | 137 | 509 |
| Israel | 1038 | 208 | 138 | 692 |
| USA | 966 | 147 | 322 | 497 |
| Rest of the world | 7983 | 3972 | 2151 | 1860 |

¹ Includes UK data until the end of the transition period.

² "P. Volov" Str., 1038 Sofia, Bulgaria, tel. (+359 2) 9875 111, www.nsi.bg, e-mail: info@nsi.bg

Table 2

**Arrivals of visitors from abroad to Bulgaria
by purpose of visit and country of origin in February 2020**

(Number)

| Country of origin | Total | Purpose of visit | | |
|---------------------------------|---------------|------------------------|--------------|---------------|
| | | Holiday and recreation | Professional | Others |
| Total | 508008 | 215259 | 95470 | 197279 |
| EU¹ | 224442 | 61620 | 61271 | 101551 |
| Austria | 5409 | 1195 | 1376 | 2838 |
| Belgium | 3726 | 706 | 988 | 2032 |
| Croatia | 1504 | 406 | 318 | 780 |
| Cyprus | 1468 | 215 | 816 | 437 |
| Czech Republic | 1903 | 759 | 508 | 636 |
| Denmark | 1025 | 513 | 135 | 377 |
| Finland | 531 | 191 | 141 | 199 |
| France | 5559 | 1640 | 1787 | 2132 |
| Germany | 13977 | 3784 | 4446 | 5747 |
| Greece | 53768 | 14300 | 8580 | 30888 |
| Hungary | 3226 | 1087 | 526 | 1613 |
| Ireland | 3239 | 810 | 1507 | 922 |
| Italy | 9888 | 3217 | 2163 | 4508 |
| Malta | 411 | 104 | 211 | 96 |
| Netherlands | 3609 | 637 | 1698 | 1274 |
| Poland | 8790 | 3102 | 2136 | 3552 |
| Portugal | 938 | 218 | 263 | 457 |
| Romania | 62951 | 11115 | 19527 | 32309 |
| Slovakia | 1401 | 273 | 196 | 932 |
| Slovenia | 655 | 221 | 208 | 226 |
| Spain | 4334 | 1300 | 1734 | 1300 |
| Sweden | 1449 | 372 | 512 | 565 |
| United Kingdom | 32669 | 14914 | 10653 | 7102 |
| Other EU countries | 2012 | 541 | 842 | 629 |
| Other European countries | 225452 | 119344 | 27867 | 78241 |
| Norway | 504 | 168 | 107 | 229 |
| Republic of North Macedonia | 43155 | 35516 | 2940 | 4699 |
| Russian Federation | 10902 | 8758 | 529 | 1615 |
| Serbia | 57043 | 37015 | 4588 | 15440 |
| Switzerland | 1206 | 368 | 302 | 536 |
| Turkey | 95757 | 31561 | 16412 | 47784 |
| Ukraine | 16885 | 5958 | 2989 | 7938 |
| Other countries | 20863 | 19502 | 717 | 644 |
| Canada | 526 | 411 | 52 | 63 |
| Israel | 16303 | 15995 | 144 | 164 |
| Japan | 665 | 539 | 51 | 75 |
| USA | 3369 | 2557 | 470 | 342 |
| Rest of the world | 37251 | 14793 | 5615 | 16843 |

¹ Includes UK data until the end of the transition period.

² "P. Volov" Str., 1038 Sofia, Bulgaria, tel. (+359 2) 9875 111, www.nsi.bg, e-mail: info@nsi.bg