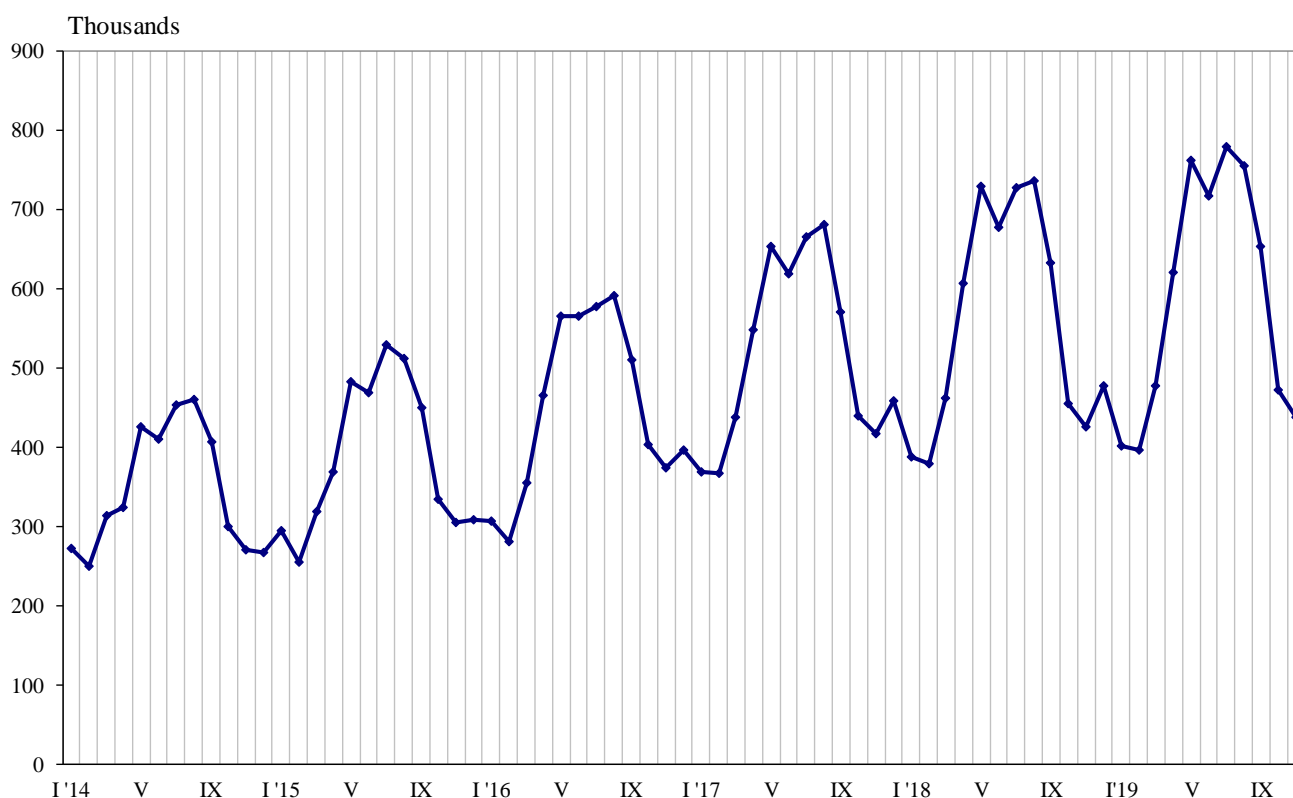




## TRIPS OF BULGARIAN RESIDENTS ABROAD AND ARRIVALS OF VISITORS FROM ABROAD TO BULGARIA IN NOVEMBER 2019

In November 2019, **the number of the trips of Bulgarian residents abroad** was 438.3 thousand (Annex, Table 1) or by 2.8% above the registered in November 2018 (Figure 1). In comparison with the same month of the previous year, an increase was observed in the total number of the trips of Bulgarians to: Austria - by 12.6%, Germany - by 11.0%, Turkey - by 4.5%, Republic of North Macedonia - by 3.8%, Serbia - by 2.4%, Italy - by 1.1%, and etc. At the same time decreased the trips to: Russian Federation - by 10.2%, Romania - by 2.5%, Greece - by 2.2%, and etc.

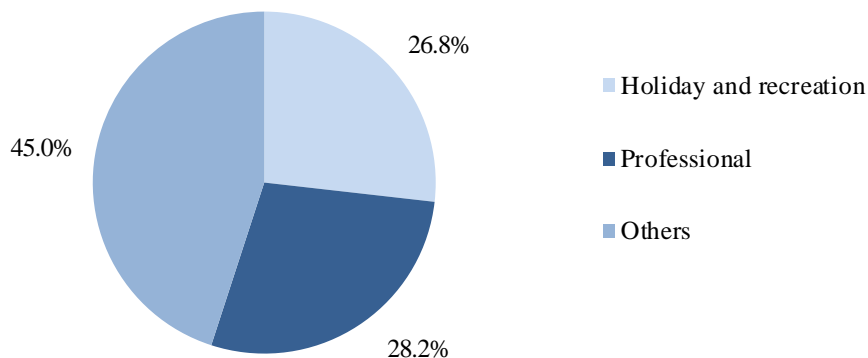
**Figure 1. Trips of Bulgarian residents abroad by months**



In comparison with November 2018, an increase in the trips with all observed purposes was registered: 'holiday and recreation' - by 7.5%, 'professional' - by 2.4%, and 'others' - by 0.5%. The trips with other purposes (as a guest, education and visit the cultural and sport events) in November 2019 composed the greatest share of the total number of trips of Bulgarian residents abroad - 45.0%, followed by those with professional purpose - 28.2%, and with holiday and recreation purposes - 26.8% (Figure 2).

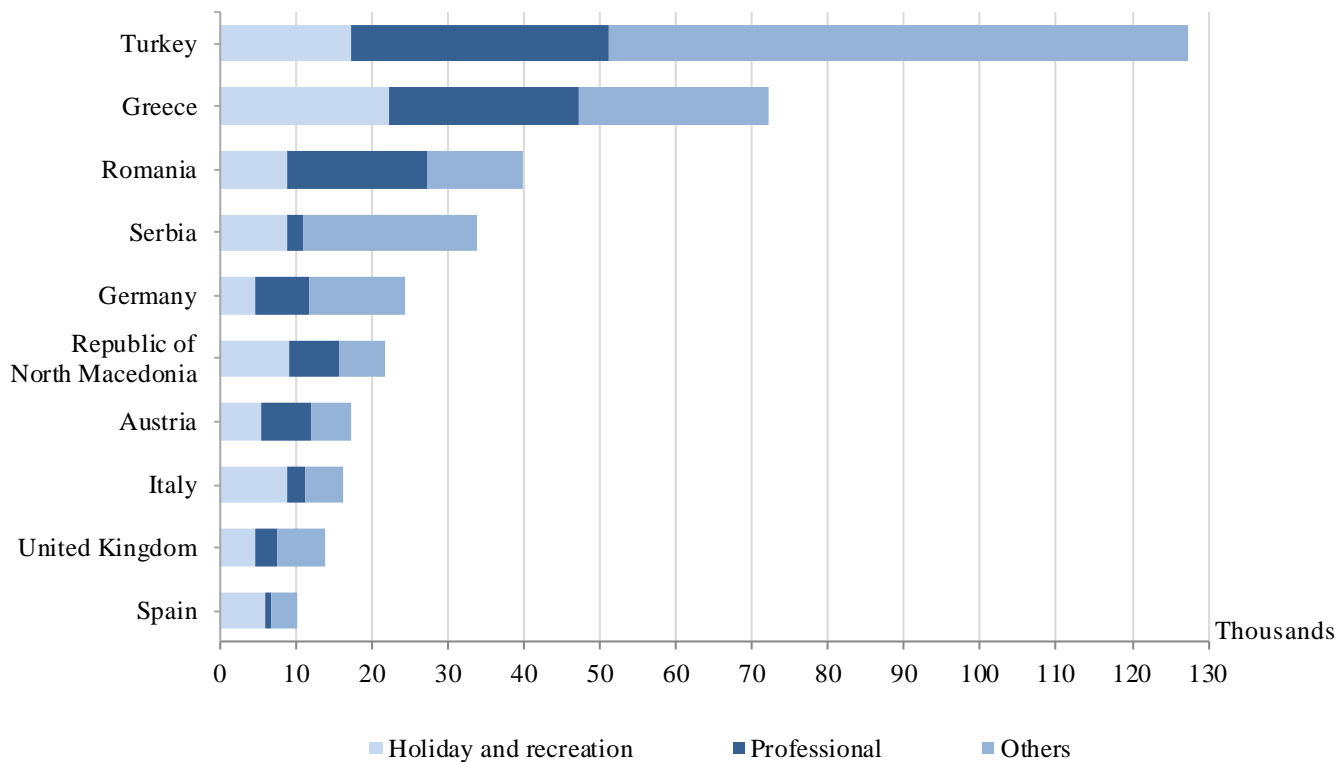


**Figure 2. Structure of the trips of Bulgarian residents abroad by purpose of visit in November 2019**



In November 2019 most trips of Bulgarian citizens were made to: Turkey - 127.4 thousand, Greece - 72.2 thousand, Romania - 39.7 thousand, Serbia - 33.9 thousand, Germany - 24.3 thousand, Republic of North Macedonia - 21.7 thousand, Austria - 17.2 thousand, Italy - 16.0 thousand, the United Kingdom - 13.8 thousand, Spain - 10.3 thousand (Figure 3).

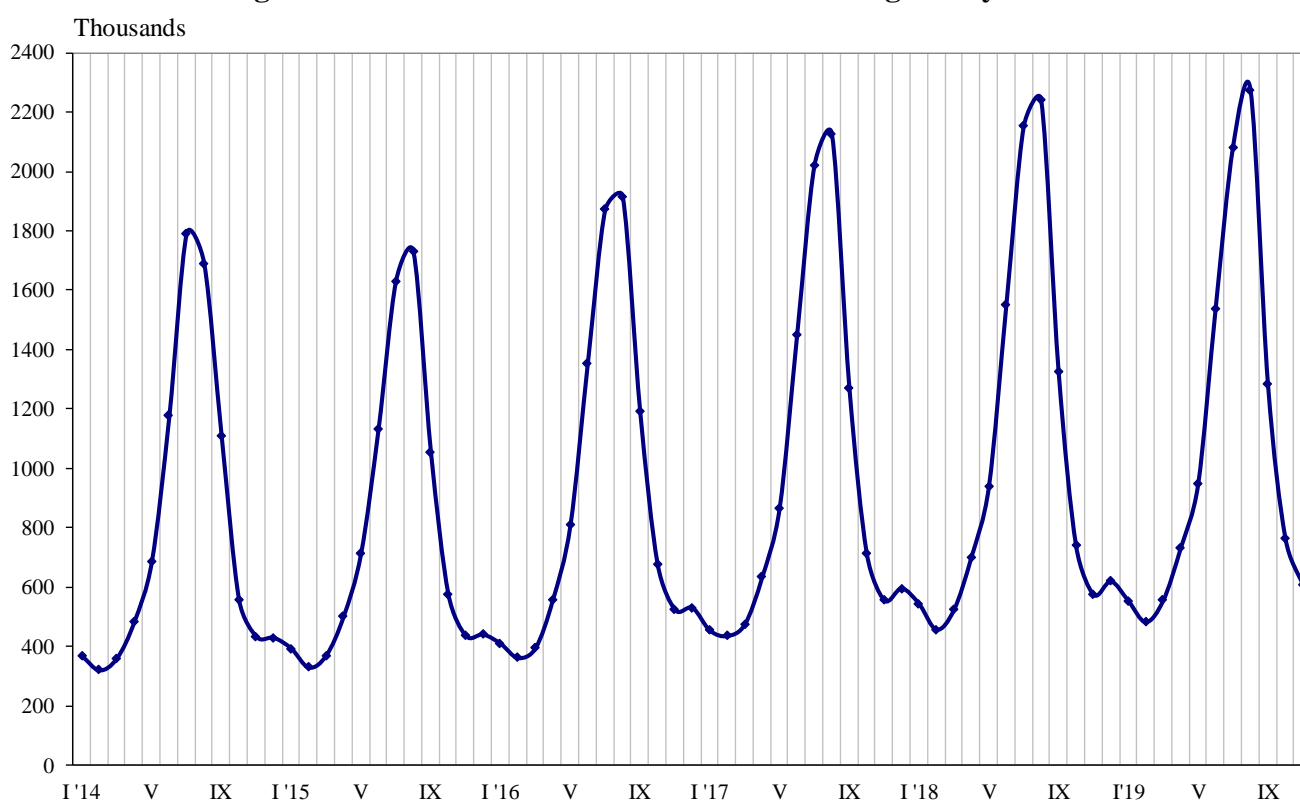
**Figure 3. Top foreign destinations for Bulgarian residents by purpose of visit in November 2019**





In November 2019, **the number of arrivals of visitors from abroad to Bulgaria** was 609.7 thousand (Annex, Table 2) or by 6.0% more in comparison with November 2018 (Figure 4). An increase in the trips with all observed purposes was registered: ‘holiday and recreation’ - by 9.1%, ‘others’ (including as guest and passing transit) - by 5.7% and ‘professional’ - by 1.7%. Transit passes through the country were 27.5% (167.5 thousand) of all visits of foreigners to Bulgaria.

**Figure 4. Arrivals of visitors from abroad to Bulgaria by months**



The share of visits of EU citizens was 51.5% of the total number of foreigners’ visits to Bulgaria in November 2019 or by 0.4% less in comparison with the same month of the previous year. A decrease was registered in the visits of citizens from Austria - by 5.8%, Greece - by 5.7%, the Netherlands - by 1.8%, Romania - by 1.3%, and etc. At the same time increased the visits from the United Kingdom - by 19.0%, Italy - by 13.6%, Germany - by 10.2%, Poland - by 7.9%, France - by 3.0%, and etc.

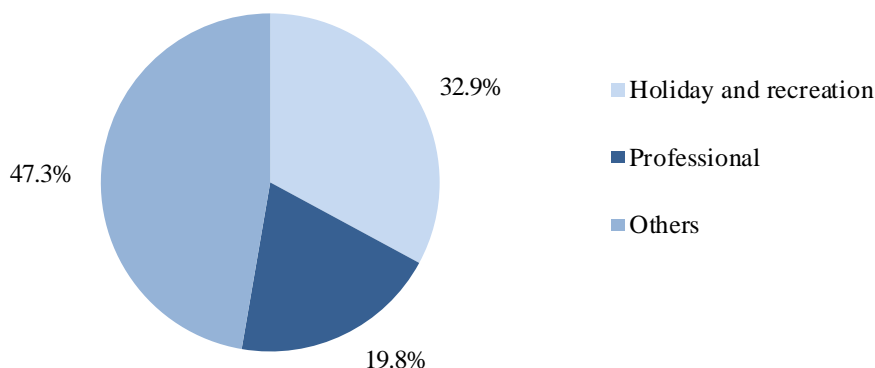
The visits of foreigners in the group ‘Other European countries’<sup>1</sup> increased by 13.6%, as the highest increase was observed in the visits of citizens of Turkey - by 25.1%.

In November 2019, the predominant share of the visits with other purposes was 47.3%, followed by trips with holiday and recreation purpose - 32.9%, and with professional purpose - 19.8% (Figure 5).

<sup>1</sup> Group ‘Other European countries’ includes countries in Europe outside EU.

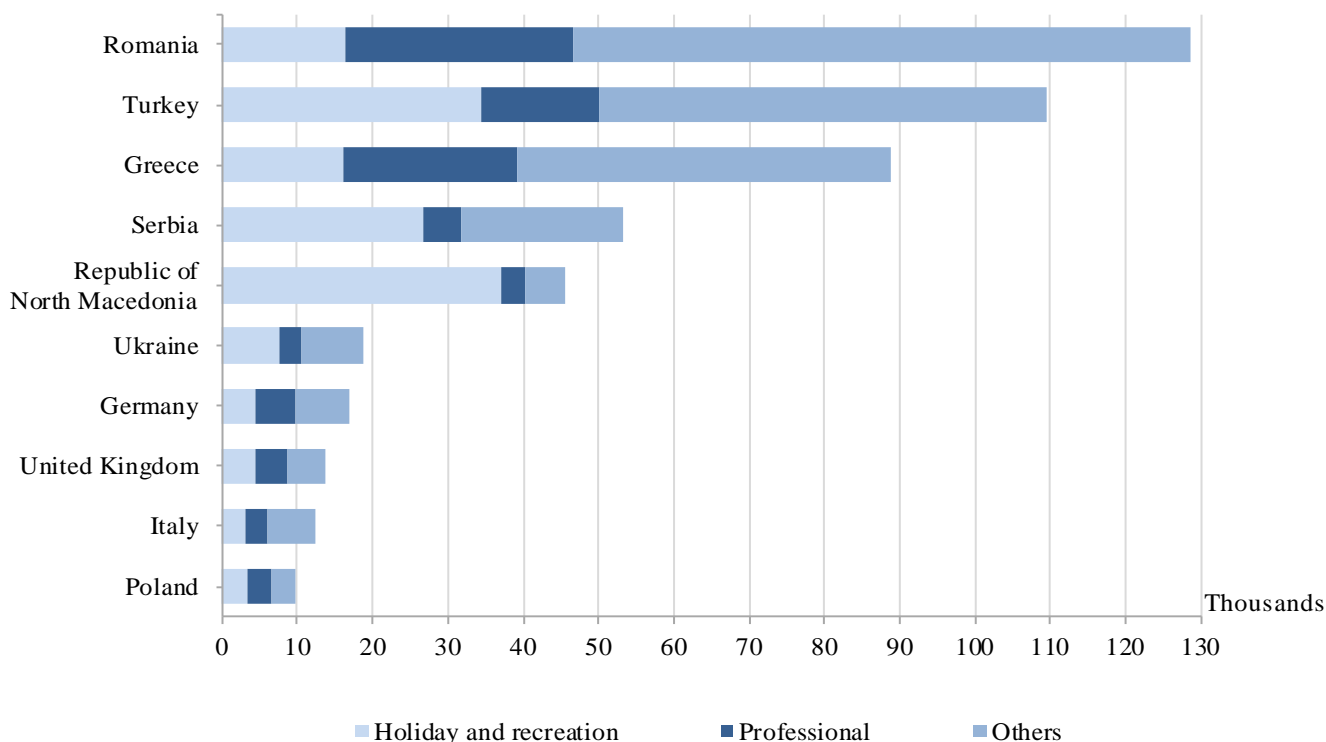


**Figure 5. Structure of visits of foreign citizens to Bulgaria by purpose in November 2019**



In November 2019 the most visits to Bulgaria were from: Romania - 128.5 thousand, Turkey - 109.6 thousand, Greece - 88.7 thousand, Serbia - 53.2 thousand, Republic of North Macedonia - 45.6 thousand, Ukraine - 18.7 thousand, Germany - 16.7 thousand, the United Kingdom - 13.6 thousand, Italy - 12.2 thousand, Poland - 9.8 thousand (Figure 6).

**Figure 6. Top visits by foreigners to Bulgaria by country of residence and purpose in November 2019**





## Methodological notes

The definitions recommended by the World Tourist Organization and the Methodological manual for tourism by Eurostat are applied by the National Statistical Institute.

In accordance with these definitions **an international tourist** is any person who travels to a country other than his/her permanent residence for less than a year and whose main purpose is not doing any activity for payment in place visited.

**The purposes of visiting** a country are the following:

- Excursion, holiday or entertainment (visits to cultural or historical landmarks, sport events and other);
- Visiting friends and relatives;
- Professional purposes (business trips, participation in conferences, congresses, concluding deals, and etc.);
- Other (education, medical treatment, and etc.) purposes.

Statistical data on the trips of Bulgarian citizens travelling abroad and visits by foreigners to Bulgaria are obtained on the basis of monthly information received from the Ministry of Interior and sample survey of the National Statistical Institute among Bulgarian and foreign citizens passing through border check points.

Data on the number of the trips of the citizens of the European Union are estimated on the basis of the information obtained from the Ministry of Interior and the airport authorities. Data on the number of citizens from 'third countries' are obtained directly from the Ministry of Interior.

Data on the purposes of the trips are obtained on the basis of the NSI's regular monthly sample survey of passing Bulgarian and foreign citizens through the border check points.



Annex

Table 1

**Trips of Bulgarian residents abroad by purpose of visit  
and country of destination in November 2019**

(Number)

Country of destination	Total	Purpose of visit		
		Holiday and recreation	Professional	Others
<b>Total</b>	<b>438343</b>	<b>117577</b>	<b>123474</b>	<b>197292</b>
<b>EU</b>	<b>236724</b>	<b>73771</b>	<b>76490</b>	<b>86463</b>
Austria	17151	5297	6709	5145
Belgium	8863	1715	4860	2288
Croatia	2054	864	972	218
Cyprus	639	309	207	123
Czech Republic	7444	3446	1080	2918
Denmark	2640	720	432	1488
Finland	306	137	169	-
France	5054	2108	632	2314
Germany	24288	4663	6995	12630
Greece	72177	22104	25044	25029
Hungary	2298	848	358	1092
Ireland	343	225	-	118
Italy	16048	8653	2635	4760
Malta	602	482	-	120
Netherlands	4648	815	1062	2771
Poland	3411	1054	1075	1282
Portugal	668	223	178	267
Romania	39739	8718	18510	12511
Slovakia	1476	398	360	718
Slovenia	1020	261	249	510
Spain	10251	5923	911	3417
Sweden	702	117	234	351
United Kingdom	13781	4541	2975	6265
Other EU countries	1121	150	843	128
<b>Other European countries</b>	<b>190092</b>	<b>37490</b>	<b>44800</b>	<b>107802</b>
Norway	1016	491	271	254
Republic of North Macedonia	21690	8965	6652	6073
Russian Federation	3416	1438	899	1079
Serbia	33909	8736	2184	22989
Switzerland	1112	371	556	185
Turkey	127401	17271	33941	76189
Ukraine	1548	218	297	1033
<b>Other countries</b>	<b>3021</b>	<b>891</b>	<b>494</b>	<b>1636</b>
Canada	460	128	102	230
Israel	1100	633	150	317
USA	1461	130	242	1089
<b>Rest of the world</b>	<b>8506</b>	<b>5425</b>	<b>1690</b>	<b>1391</b>



**Table 2**

**Arrivals of visitors from abroad to Bulgaria  
by purpose of visit and country of origin in November 2019**

(Number)

Country of origin	Total	Purpose of visit		
		Holiday and recreation	Professional	Others
<b>Total</b>	<b>609650</b>	<b>200217</b>	<b>120994</b>	<b>288439</b>
<b>EU</b>	<b>313706</b>	<b>60328</b>	<b>83963</b>	<b>169415</b>
Austria	5459	1406	1985	2068
Belgium	3253	465	1208	1580
Croatia	2445	838	712	895
Cyprus	1023	227	341	455
Czech Republic	2531	1266	949	316
Denmark	723	394	197	132
Finland	427	216	211	-
France	6856	1686	2248	2922
Germany	16745	4428	5259	7058
Greece	88654	16151	23075	49428
Hungary	4236	1118	1574	1544
Ireland	906	181	507	218
Italy	12232	2975	2959	6298
Malta	256	103	153	-
Netherlands	5028	1089	2095	1844
Poland	9759	3380	3082	3297
Portugal	1044	522	404	118
Romania	128451	16471	30212	81768
Slovakia	1710	555	458	697
Slovenia	758	279	148	331
Spain	4126	1270	953	1903
Sweden	1468	367	220	881
United Kingdom	13647	4395	4163	5089
Other EU countries	1969	546	850	573
<b>Other European countries</b>	<b>236101</b>	<b>110556</b>	<b>29266</b>	<b>96279</b>
Norway	483	202	161	120
Republic of North Macedonia	45620	37034	3316	5270
Russian Federation	7026	4341	771	1914
Serbia	53240	26806	4988	21446
Switzerland	1457	267	1069	121
Turkey	109559	34339	15919	59301
Ukraine	18716	7567	3042	8107
<b>Other countries</b>	<b>13637</b>	<b>12018</b>	<b>892</b>	<b>727</b>
Canada	837	692	54	91
Israel	7206	6786	251	169
Japan	739	624	76	39
USA	4855	3916	511	428
<b>Rest of the world</b>	<b>46206</b>	<b>17315</b>	<b>6873</b>	<b>22018</b>