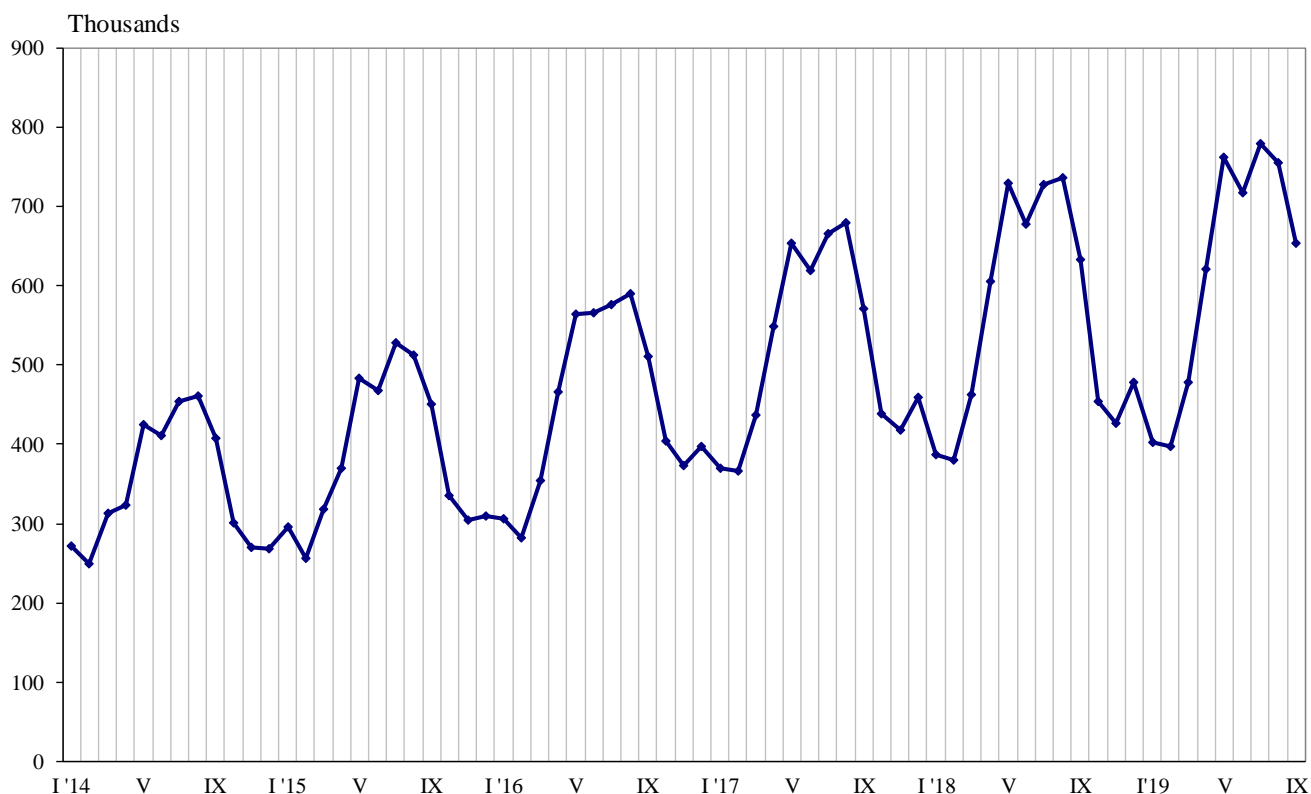




TRIPS OF BULGARIAN RESIDENTS ABROAD AND ARRIVALS OF VISITORS FROM ABROAD TO BULGARIA IN SEPTEMBER 2019

In September 2019, **the number of the trips of Bulgarian residents abroad** was 653.6 thousand (Annex, Table 1) or by 3.2% above the registered in September 2018 (Figure 1). In comparison with the same month of the previous year, an increase was observed in the total number of the trips of Bulgarians to: Republic of North Macedonia - by 16.2%, Romania - by 7.2%, Serbia - by 3.7%, Austria - by 2.0%, Turkey - by 1.9%, Greece - by 1.4%, Germany - by 1.3%, and etc. At the same time decreased the trips to: Russian Federation - by 19.5%, Czech Republic - by 10.9%, Hungary - by 7.5%, Portugal - by 4.0%, and etc.

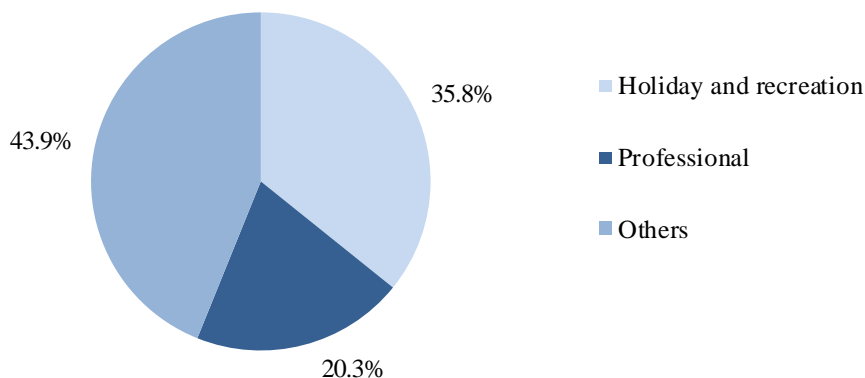
Figure 1. Trips of Bulgarian residents abroad by months



In comparison with September 2018, an increase in the trips with all observed purposes was registered: 'holiday and recreation' - by 5.8%, 'others' - by 1.9%, and 'professional' - by 1.5%. The trips with other purposes (as a guest, education and visit the cultural and sport events) in September 2019 composed the greatest share of the total number of trips of Bulgarian residents abroad - 43.9%, followed by those with holiday and recreation purposes - 35.8%, and with professional purpose - 20.3% (Figure 2).

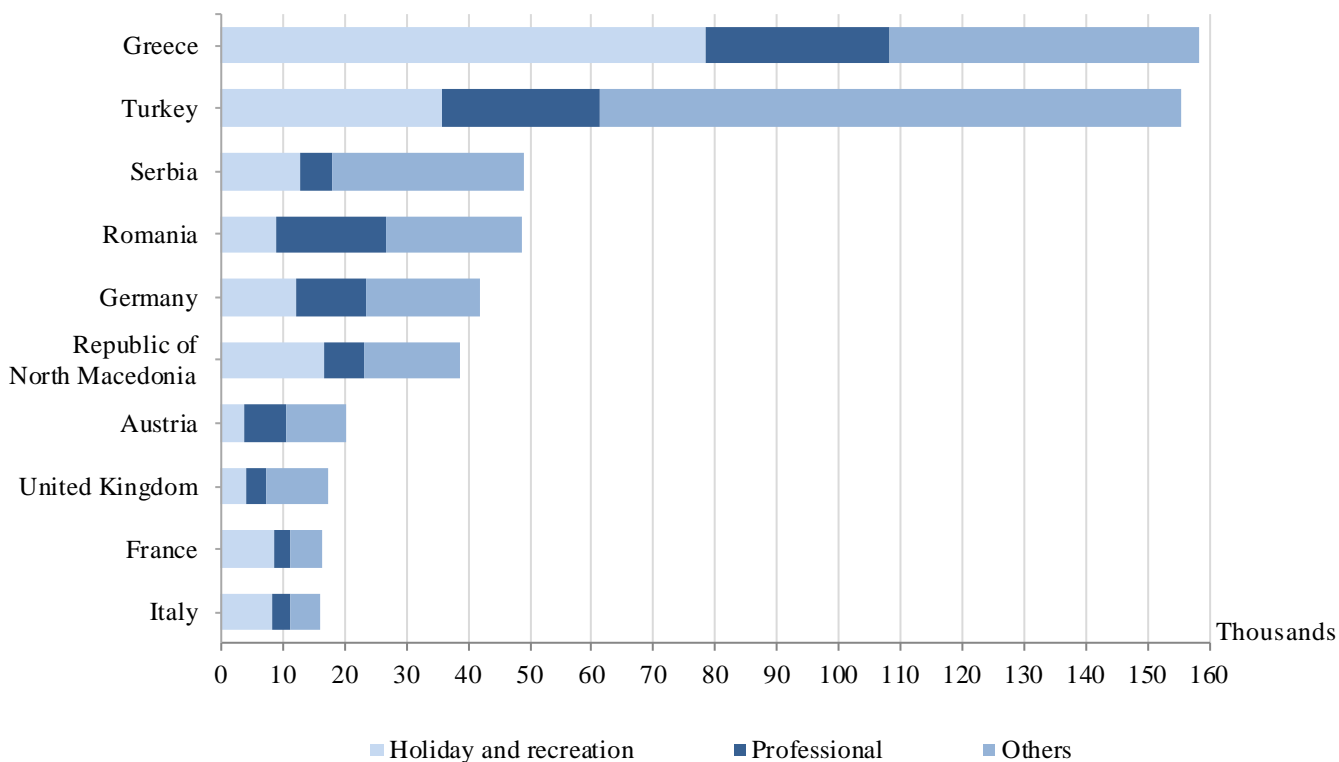


Figure 2. Structure of the trips of Bulgarian residents abroad by purpose of visit in September 2019



In September 2019 most trips of Bulgarian citizens were made to: Greece - 158.3 thousand, Turkey - 155.6 thousand, Serbia - 49.1 thousand, Romania - 48.8 thousand, Germany - 42.0 thousand, Republic of North Macedonia - 38.8 thousand, Austria - 20.3 thousand, the United Kingdom - 17.4 thousand, France - 16.4 thousand, Italy - 16.0 thousand (Figure 3).

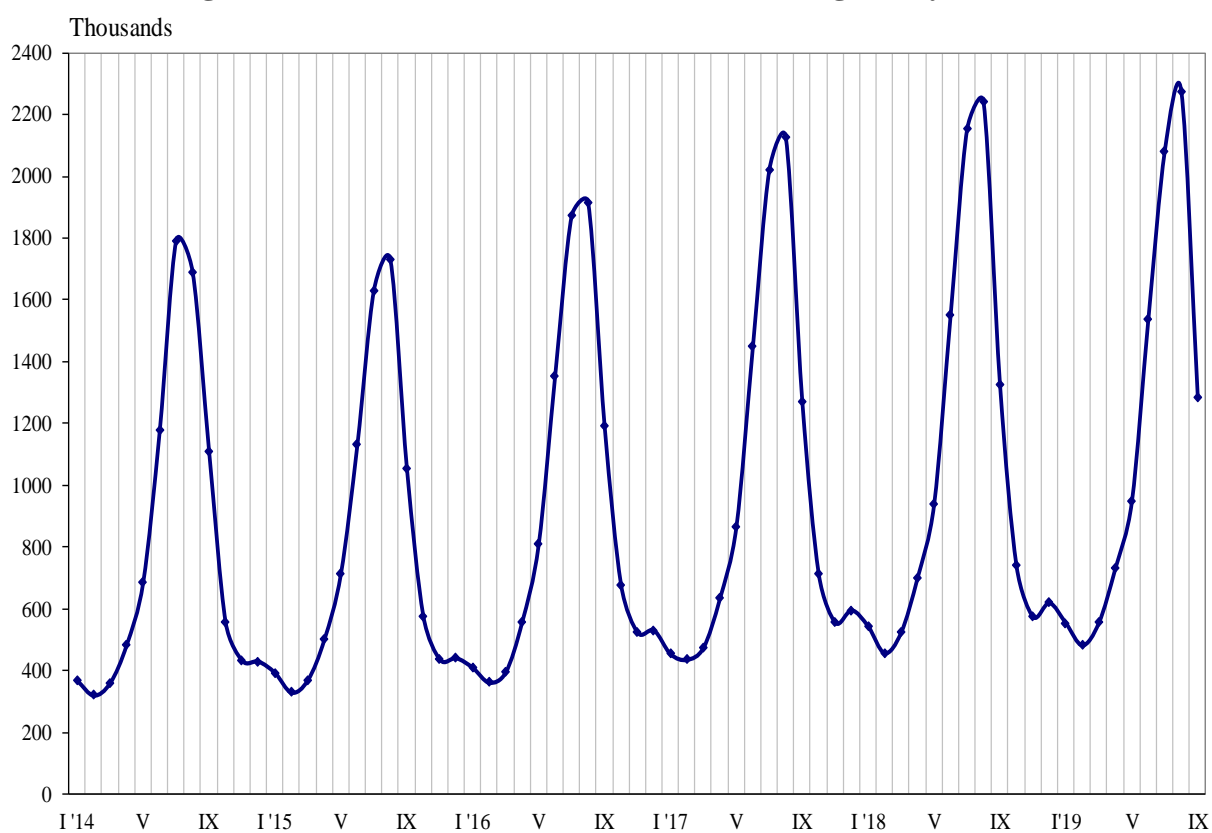
Figure 3. Top foreign destination for Bulgarian residents by purpose of visit in September 2019





In September 2019, **the number of arrivals of visitors from abroad to Bulgaria** was 1 286.4 thousand (Annex, Table 2) or by 2.9% less in comparison with September 2018 (Figure 4). A decrease in the trips with all observed purposes was registered: ‘holiday and recreation’ - by 3.1%, ‘others (including as guest and passing transit)’ - by 3.0% and ‘professional’ - by 1.6%. Transit passes through the country were 25.1% (323.1 thousand) of all visits of foreigners to Bulgaria.

Figure 4. Arrivals of visitors from abroad to Bulgaria by months



The share of visits of EU citizens was 61.2% of the total number of foreigners’ visits to Bulgaria in September 2019 or by 5.5% less in comparison with the same month of the previous year. A decrease was registered in the visits of citizens from Germany - by 20.8%, France - by 11.7%, Greece - by 5.1%, Austria - by 4.8%, Romania - by 3.4%, Czech Republic - by 2.0%, and etc. At the same time increased the visits from the United Kingdom - by 15.0%, Denmark - by 8.9%, Hungary - by 8.1%, the Netherlands - by 8.0%, Poland - by 1.5%, Slovakia - by 1.1%, and etc.

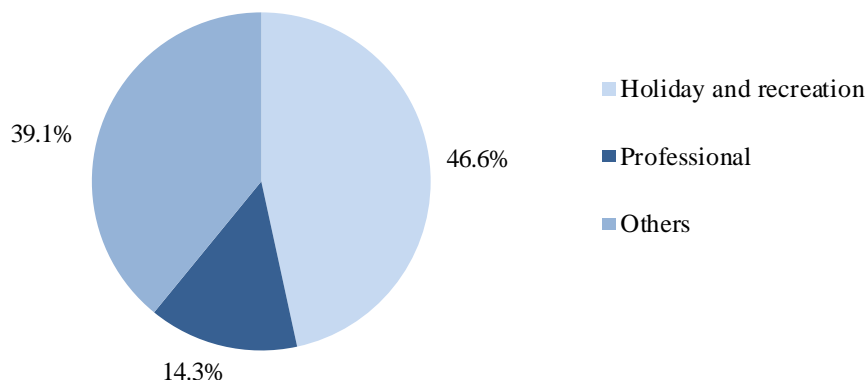
The visits of foreigners in the group ‘Other European countries’¹ increased by 1.7%, as the highest increase was observed in the visits of citizens of Ukraine - by 22.2%.

In September 2019, the predominant share of the visits with holiday and recreation purpose was 46.6%, followed by trips with other purposes - 39.1%, and with professional purpose - 14.3% (Figure 5).

¹ Group ‘Other European countries’ includes countries in Europe outside EU.

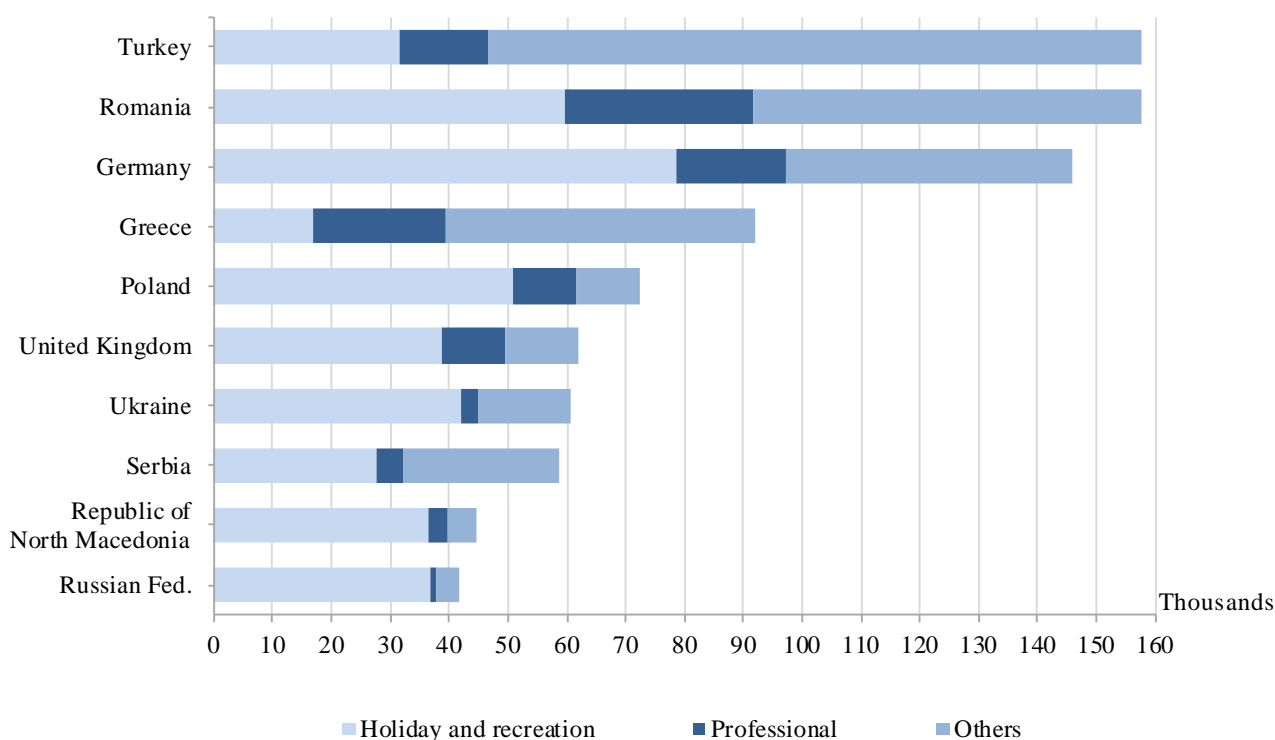


Figure 5. Structure of visits of foreign citizens to Bulgaria by purpose in September 2019



In September 2019 the most visits to Bulgaria were from: Turkey - 157.6 thousand, Romania - 157.5 thousand, Germany - 145.8 thousand, Greece - 92.1 thousand, Poland - 72.5 thousand, the United Kingdom - 62.0 thousand, Ukraine - 60.7 thousand, Serbia - 58.6 thousand, Republic of North Macedonia - 44.8 thousand, Russian Federation - 41.6 thousand (Figure 6).

Figure 6. Top visits by foreigners to Bulgaria by country of residence and purpose in September 2019





Methodological notes

The definitions recommended by the World Tourist Organization and the Methodological manual for tourism by Eurostat are applied by the National Statistical Institute.

In accordance with these definitions **an international tourist** is any person who travels to a country other than his/her permanent residence for less than a year and whose main purpose is not doing any activity for payment in place visited.

The purposes of visiting a country are the following:

- Excursion, holiday or entertainment (visits to cultural or historical landmarks, sport events and other);
- Visiting friends and relatives;
- Professional purposes (business trips, participation in conferences, congresses, concluding deals, and etc.);
- Other (education, medical treatment, and etc.) purposes.

Statistical data on the trips of Bulgarian citizens travelling abroad and visits by foreigners to Bulgaria are obtained on the basis of monthly information received from the Ministry of Interior and sample survey of the National Statistical Institute among Bulgarian and foreign citizens passing through border check points.

Data on the number of the trips of the citizens of the European Union are estimated on the basis of the information obtained from the Ministry of Interior and the airport authorities. Data on the number of citizens from 'third countries' are obtained directly from the Ministry of Interior.

Data on the purposes of the trips are obtained on the basis of the NSI's regular monthly sample survey of passing Bulgarian and foreign citizens through the border check points.



Annex

Table 1

**Trips of Bulgarian residents abroad by purpose of visit
and country of destination in September 2019**

(Number)

Country of destination	Total	Purpose of visit		
		Holiday and recreation	Professional	Others
Total	653570	233933	132692	286945
EU	388780	159526	88796	140458
Austria	20277	3826	6627	9824
Belgium	5686	1771	1864	2051
Croatia	3250	1765	835	650
Cyprus	848	848	-	-
Czech Republic	9234	4824	1944	2466
Denmark	1247	196	267	784
Finland	327	115	109	103
France	16392	8674	2566	5152
Germany	41959	12032	11415	18512
Greece	158318	78564	29573	50181
Hungary	4639	3970	515	154
Ireland	1205	218	585	402
Italy	16037	8109	3244	4684
Malta	591	591	-	-
Netherlands	7940	2910	1323	3707
Poland	7637	5346	1527	764
Portugal	1644	1091	167	386
Romania	48780	8886	17847	22047
Slovakia	4866	1867	608	2391
Slovenia	3028	720	794	1514
Spain	13697	8316	2201	3180
Sweden	1345	742	336	267
United Kingdom	17411	4034	3185	10192
Other EU countries	2422	111	1264	1047
Other European countries	252814	69253	39688	143873
Norway	443	295	148	-
Republic of North Macedonia	38818	16605	6666	15547
Russian Federation	5916	2958	1690	1268
Serbia	49099	12921	5168	31010
Switzerland	1836	367	482	987
Turkey	155598	35865	25300	94433
Ukraine	1104	242	234	628
Other countries	3935	890	949	2096
Canada	801	-	267	534
Israel	1480	673	269	538
USA	1654	217	413	1024
Rest of the world	8041	4264	3259	518



Table 2

**Arrivals of visitors from abroad to Bulgaria
by purpose of visit and country of origin in September 2019**

(Number)

Country of origin	Total	Purpose of visit		
		Holiday and recreation	Professional	Others
Total	1286370	598857	184486	503027
EU	787557	335031	147536	304990
Austria	40044	8778	10191	21075
Belgium	21959	9456	4199	8304
Croatia	3294	1647	1067	580
Cyprus	3104	1015	638	1451
Czech Republic	30555	14268	5505	10782
Denmark	6313	3782	588	1943
Finland	5342	3276	215	1851
France	40542	13067	7005	20470
Germany	145772	78596	18689	48487
Greece	92111	16977	22330	52804
Hungary	17548	4116	3216	10216
Ireland	4653	1851	1551	1251
Italy	20242	4272	5987	9983
Malta	309	190	-	119
Netherlands	16821	6057	1294	9470
Poland	72514	50928	10705	10881
Portugal	3158	1290	815	1053
Romania	157545	59676	32004	65865
Slovakia	9646	3261	794	5591
Slovenia	2762	1408	318	1036
Spain	14360	4308	5744	4308
Sweden	4371	1561	930	1880
United Kingdom	61992	38792	10584	12616
Other EU countries	12600	6459	3167	2974
Other European countries	369411	176563	28982	163866
Norway	2285	914	598	773
Republic of North Macedonia	44832	36359	3348	5125
Russian Federation	41590	36908	973	3709
Serbia	58615	27624	4488	26503
Switzerland	3808	1128	1551	1129
Turkey	157581	31565	15018	110998
Ukraine	60700	42065	3006	15629
Other countries	40387	37719	931	1737
Canada	3087	2673	81	333
Israel	23589	23169	174	246
Japan	1202	1034	80	88
USA	12509	10843	596	1070
Rest of the world	89015	49544	7037	32434