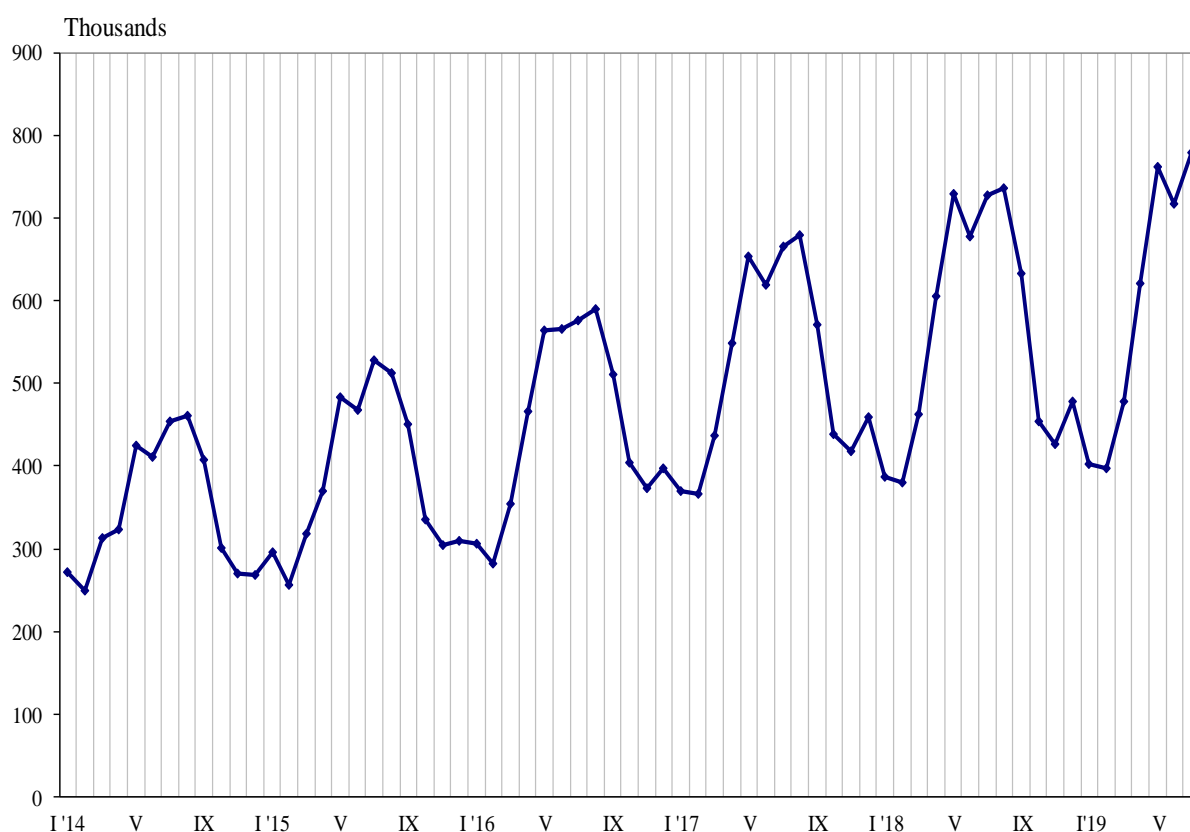




## TRIPS OF BULGARIAN RESIDENTS ABROAD AND ARRIVALS OF VISITORS FROM ABROAD TO BULGARIA IN JULY 2019

In July 2019, **the number of the trips of Bulgarian residents abroad** was 779.5 thousand (Annex, Table 1) or by 7.2% above the registered in July 2018 (Figure 1). In comparison with the same month of the previous year, an increase was observed in the total number of the trips of Bulgarians to: the United Kingdom - by 11.4%, Romania - by 11.2%, Turkey - by 8.4%, Germany - by 8.1%, Greece - by 6.9%, Republic of North Macedonia - by 4.8%, Spain - by 4.5%, Austria - by 3.8%, and etc. At the same time decreased the trips to: Italy - by 3.8%, Serbia - by 2.3%, the Netherlands - by 2.3%, and etc.

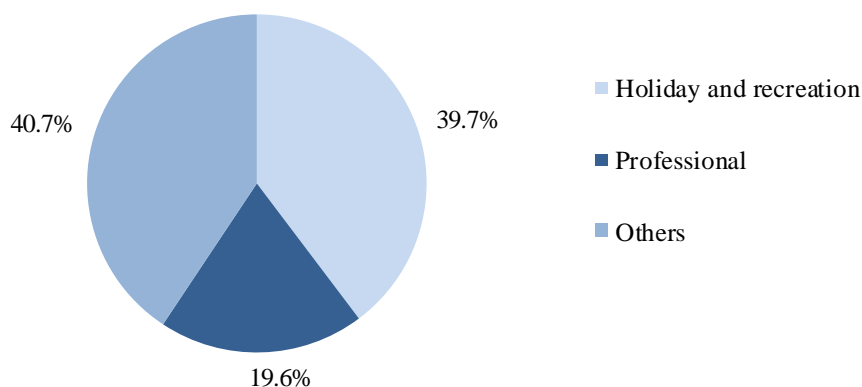
**Figure 1. Trips of Bulgarian residents abroad by months**



In comparison with July 2018, an increase was registered in the trips with all observed purposes: ‘others’ - by 7.5%, ‘holiday and recreation’ - by 6.9% and ‘professional’ - by 6.9%. The trips with other purposes (as a guest, education and visit the cultural and sport events) in July 2019 composed the greatest share of the total number of trips of Bulgarian residents abroad - 40.7%, followed by those with holiday and recreation purpose - 39.7%, and with professional purpose - 19.6% (Figure 2).

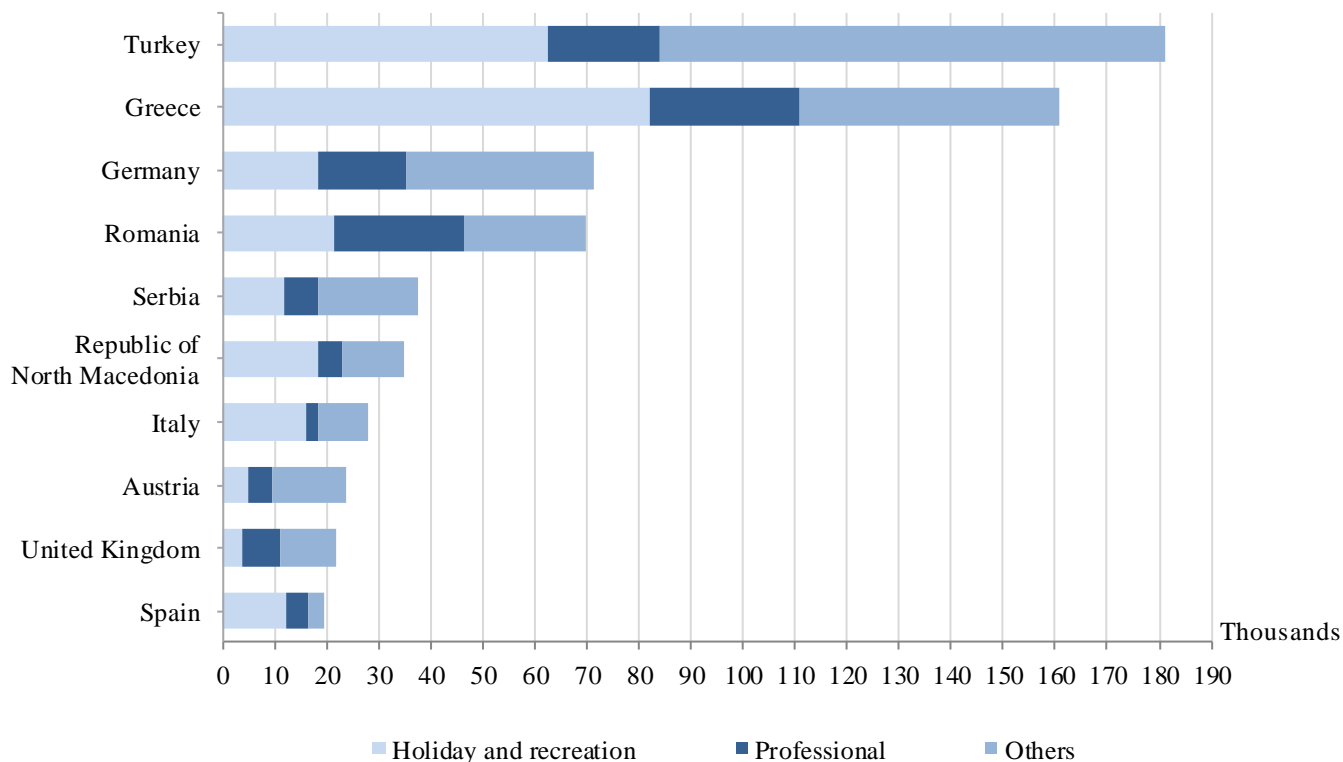


**Figure 2. Structure of the trips of Bulgarian residents abroad by purpose of visit in July 2019**



In July 2019 most trips of Bulgarian citizens were made to: Turkey - 181.3 thousand, Greece - 160.7 thousand, Germany - 71.5 thousand, Romania - 69.8 thousand, Serbia - 37.3 thousand, Republic of North Macedonia - 34.9 thousand, Italy - 27.7 thousand, Austria - 23.5 thousand, the United Kingdom - 21.9 thousand, Spain - 19.3 thousand (Figure 3).

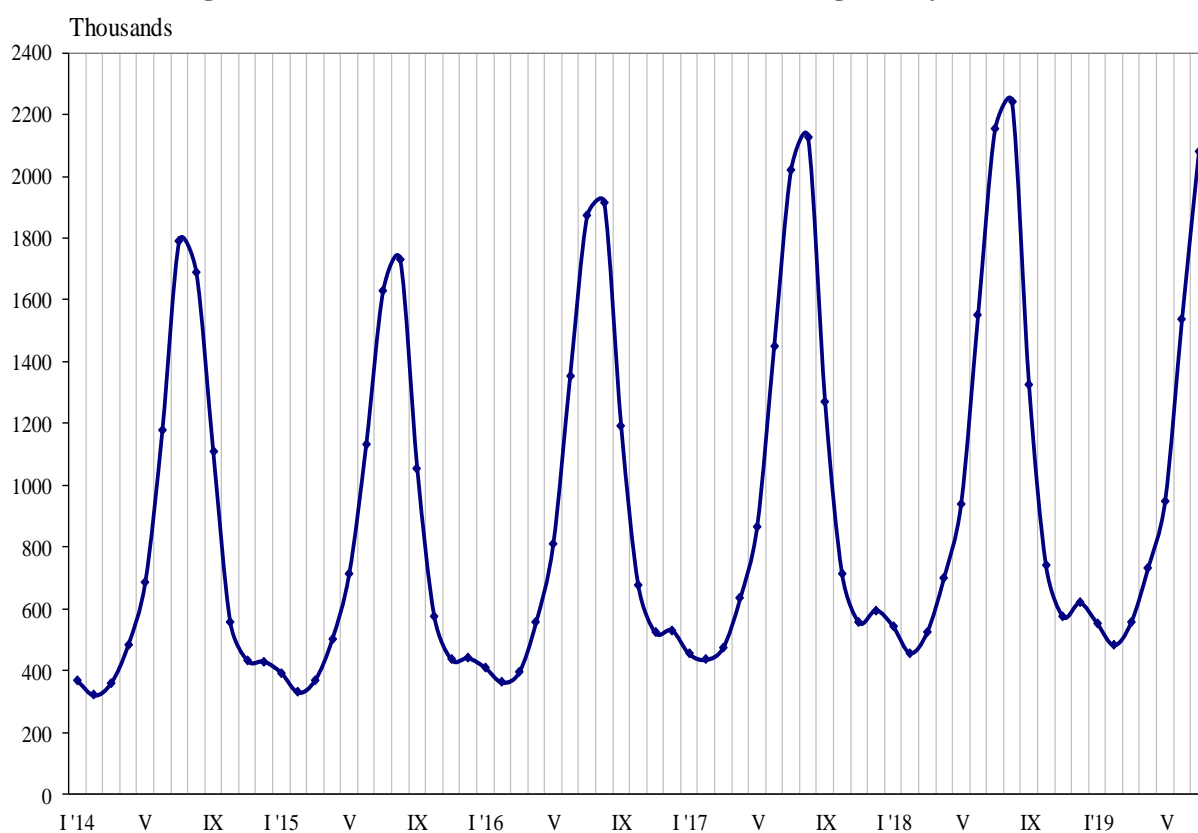
**Figure 3. Top foreign destination for Bulgarian residents by purpose of visit in July 2019**





In July 2019, the number of arrivals of visitors from abroad to Bulgaria was 2 083.1 thousand (Annex, Table 2) or by 3.2% less in comparison with July 2018 (Figure 4). A decrease was registered in the trips with purpose 'holiday and recreation' - by 6.2%, while those with 'professional' and 'others' (including as guest and passing transit) purposes increased by 1.7% and 0.4% respectively. Transit passes through the country were 26.0% (542.5 thousand) of all visits of foreigners to Bulgaria.

**Figure 4. Arrivals of visitors from abroad to Bulgaria by months**



The share of visits of EU citizens was 60.1% of the total number of foreigners' visits to Bulgaria in July 2019 or by 5.2% less in comparison with the same month of the previous year. An increase was registered in the visits of citizens from the United Kingdom - by 21.0%, Ireland - by 19.1%, Hungary - by 6.5%, Romania - by 6.1%, Spain - by 3.5%, France - by 1.6%, and etc. At the same time decreased the visits from Czech Republic - by 13.9%, Germany - by 12.9%, Poland - by 11.6%, Greece - by 7.6%, and etc.

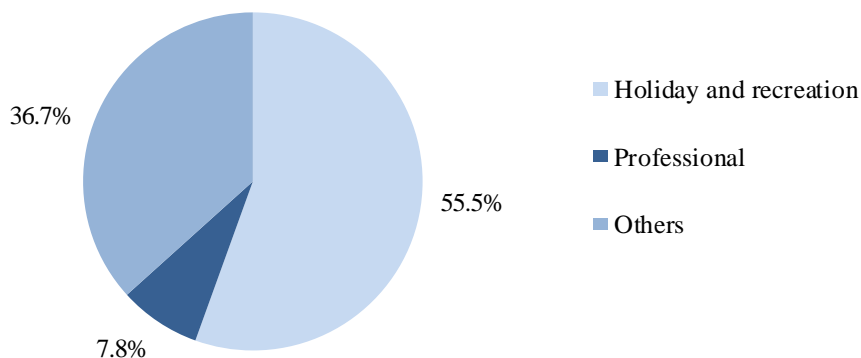
The visits of foreigners in the group 'Other European countries'<sup>1</sup> decreased by 0.2%, as the highest decrease was observed in the visits of citizens of Russian Federation - by 15.7%.

In July 2019, the predominant share of the visits with holiday and recreation purpose was 55.5%, followed by trips with other purposes - 36.7%, and with professional purpose - 7.8% (Figure 5).

<sup>1</sup> Group 'Other European countries' includes countries in Europe outside EU.

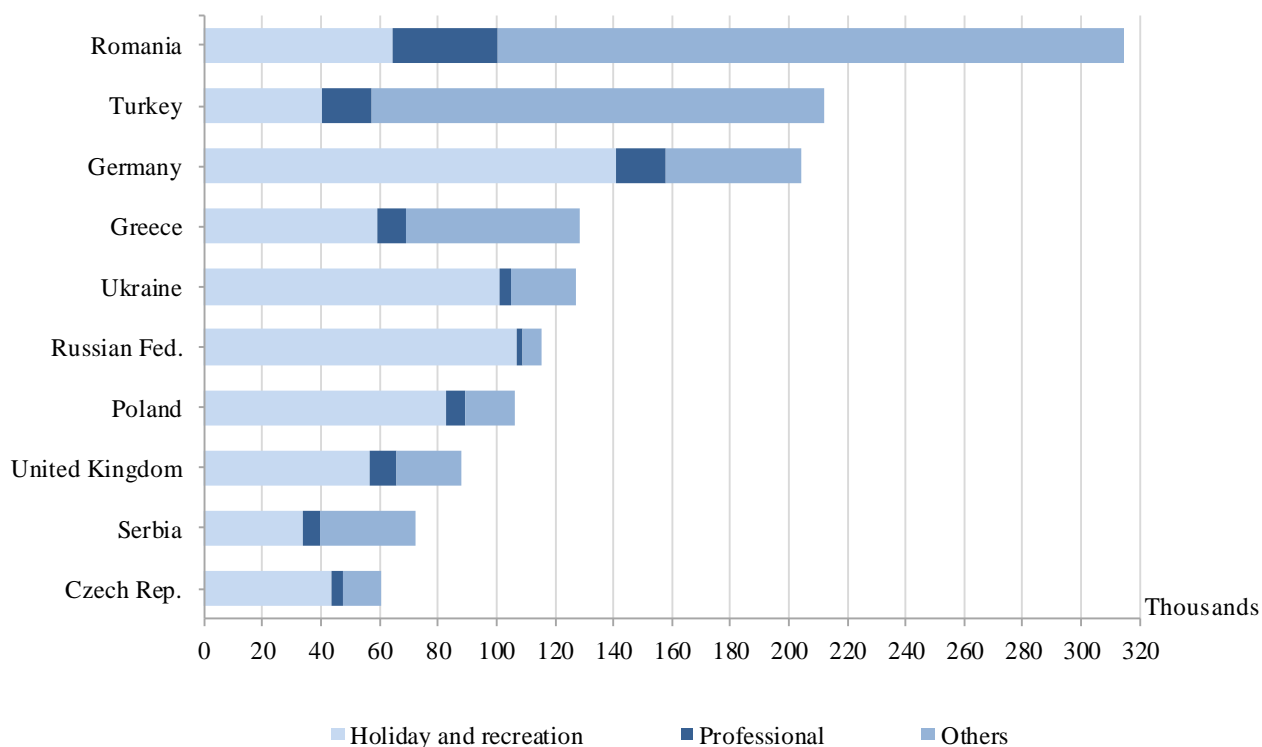


**Figure 5. Structure of visits of foreign citizens to Bulgaria by purpose in July 2019**



In July 2019 the most visits to Bulgaria were from: Romania - 314.3 thousand, Turkey - 212.3 thousand, Germany - 204.1 thousand, Greece - 128.5 thousand, Ukraine - 127.5 thousand, Russian Federation - 115.5 thousand, Poland - 106.1 thousand, the United Kingdom - 87.7 thousand, Serbia - 72.4 thousand, Czech Republic - 60.5 thousand (Figure 6).

**Figure 6. Top visits by foreigners to Bulgaria by country of residence and purpose in July 2019**





## Methodological notes

The definitions recommended by the World Tourist Organization and the Methodological manual for tourism by Eurostat are applied by the National Statistical Institute.

In accordance with these definitions **an international tourist** is any person who travels to a country other than his/her permanent residence for less than a year and whose main purpose is not doing any activity for payment in place visited.

**The purposes of visiting** a country are the following:

- Excursion, holiday or entertainment (visits to cultural or historical landmarks, sport events and other);
- Visiting friends and relatives;
- Professional purposes (business trips, participation in conferences, congresses, concluding deals, and etc.);
- Other (education, medical treatment, and etc.) purposes.

Statistical data on the trips of Bulgarian citizens travelling abroad and visits by foreigners to Bulgaria are obtained on the basis of monthly information received from the Ministry of Interior and sample survey of the National Statistical Institute among Bulgarian and foreign citizens passing through border check points.

Data on the number of the trips of the citizens of the European Union are estimated on the basis of the information obtained from the Ministry of Interior and the airport authorities. Data on the number of citizens from 'third countries' are obtained directly from the Ministry of Interior.

Data on the purposes of the trips are obtained on the basis of the NSI's regular monthly sample survey of passing Bulgarian and foreign citizens through the border check points.



Annex

Table 1

**Trips of Bulgarian residents abroad by purpose of visit  
and country of destination in July 2019**

(Number)

Country of destination	Total	Purpose of visit		
		Holiday and recreation	Professional	Others
<b>Total</b>	<b>779524</b>	<b>309871</b>	<b>152575</b>	<b>317078</b>
<b>EU</b>	<b>493525</b>	<b>202954</b>	<b>112037</b>	<b>178534</b>
Austria	23501	4877	4425	14199
Belgium	6132	1168	2336	2628
Croatia	8125	6771	451	903
Cyprus	1369	913	123	333
Czech Republic	14674	6905	4316	3453
Denmark	4569	269	838	3462
Finland	601	231	102	268
France	14976	8213	1932	4831
Germany	71496	18341	16811	36344
Greece	160710	82223	28552	49935
Hungary	10736	5357	2684	2695
Ireland	2248	815	524	909
Italy	27675	15898	2182	9595
Malta	2244	748	-	1496
Netherlands	7668	2556	3067	2045
Poland	5376	1344	3136	896
Portugal	3500	1750	977	773
Romania	69812	21424	25004	23384
Slovakia	5645	3129	1387	1129
Slovenia	6046	3023	518	2505
Spain	19294	12278	3859	3157
Sweden	1547	141	281	1125
United Kingdom	21874	3487	7608	10779
Other EU countries	3707	1093	924	1690
<b>Other European countries</b>	<b>266581</b>	<b>97258</b>	<b>37680</b>	<b>131643</b>
Norway	1508	977	531	-
Republic of North Macedonia	34936	18421	4622	11893
Russian Federation	7947	2946	3406	1595
Serbia	37256	11765	6373	19118
Switzerland	1785	597	308	880
Turkey	181288	62366	21696	97226
Ukraine	1861	186	744	931
<b>Other countries</b>	<b>4362</b>	<b>1108</b>	<b>1110</b>	<b>2144</b>
Canada	678	287	226	165
Israel	1344	561	234	549
USA	2340	260	650	1430
<b>Rest of the world</b>	<b>15056</b>	<b>8551</b>	<b>1748</b>	<b>4757</b>



**Table 2**

**Arrivals of visitors from abroad to Bulgaria  
by purpose of visit and country of origin in July 2019**

(Number)

Country of origin	Total	Purpose of visit		
		Holiday and recreation	Professional	Others
<b>Total</b>	<b>2083051</b>	<b>1156828</b>	<b>161486</b>	<b>764737</b>
<b>EU</b>	<b>1251269</b>	<b>643858</b>	<b>111897</b>	<b>495514</b>
Austria	36727	10068	2571	24088
Belgium	41294	15228	5603	20463
Croatia	3032	1807	516	709
Cyprus	4504	2130	252	2122
Czech Republic	60545	43806	3707	13032
Denmark	22855	15384	571	6900
Finland	6507	5107	-	1400
France	55224	26080	2040	27104
Germany	204140	140721	16912	46507
Greece	128548	59155	9651	59742
Hungary	23425	18740	3123	1562
Ireland	10398	6932	466	3000
Italy	21408	8028	4557	8823
Malta	426	426	-	-
Netherlands	44530	28545	3425	12560
Poland	106138	82551	6793	16794
Portugal	2190	1800	390	-
Romania	314278	64555	35771	213952
Slovakia	30058	22901	2863	4294
Slovenia	1919	990	609	320
Spain	16775	10675	1525	4575
Sweden	7950	5300	312	2338
United Kingdom	87662	56371	9578	21713
Other EU countries	20736	16558	662	3516
<b>Other European countries</b>	<b>613917</b>	<b>346966</b>	<b>39959</b>	<b>226992</b>
Norway	19420	14046	3010	2364
Republic of North Macedonia	53288	44301	3375	5612
Russian Federation	115543	106964	2150	6429
Serbia	72398	33794	5767	32837
Switzerland	13494	5996	5247	2251
Turkey	212276	40580	16620	155076
Ukraine	127498	101285	3790	22423
<b>Other countries</b>	<b>64953</b>	<b>61371</b>	<b>918</b>	<b>2664</b>
Canada	3558	2993	49	516
Israel	43560	43007	315	238
Japan	1133	989	62	82
USA	16702	14382	492	1828
<b>Rest of the world</b>	<b>152912</b>	<b>104633</b>	<b>8712</b>	<b>39567</b>