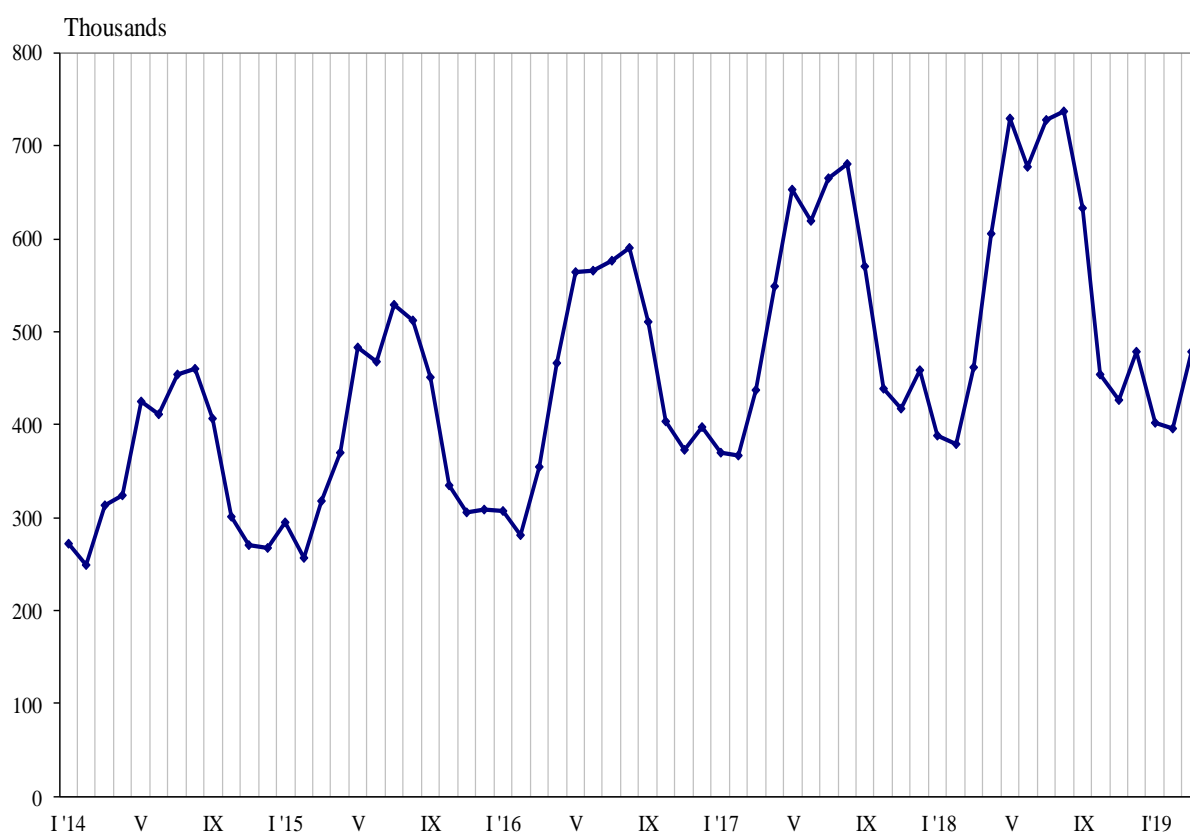




TRIPS OF BULGARIAN RESIDENTS ABROAD AND ARRIVALS OF VISITORS FROM ABROAD TO BULGARIA IN MARCH 2019

In March 2019, **the number of the trips of Bulgarian residents abroad** was 478.3 thousand (Annex, Table 1) or by 3.5% above the registered in March 2018 (Figure 1). In comparison with the same month of the previous year, an increase was observed in the total number of the trips of Bulgarians to: Germany - by 10.2%, Greece - by 8.9%, Turkey - by 7.1%, Romania - by 2.8%, Serbia - by 2.6%, and etc. At the same time decreased the trips to: Russian federation - by 12.7%, Poland - by 5.0%, Republic of North Macedonia - by 2.3%, and etc.

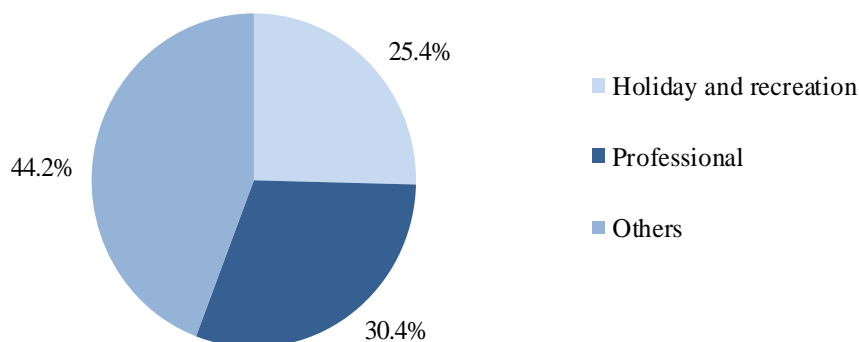
Figure 1. Trips of Bulgarian residents abroad by months



In comparison with March 2018, an increase was registered in the trips with all observed purposes: “holiday and recreation” - by 3.7%, “professional” - by 3.7%, and “others” - by 3.3%. The trips with other purposes (as a guest, education and visit the cultural and sport events) in March 2019 composed the greatest share of the total number of trips of Bulgarian residents abroad - 44.2%, followed by those with professional purpose - 30.4%, and with holiday and recreation purpose - 25.4% (Figure 2).

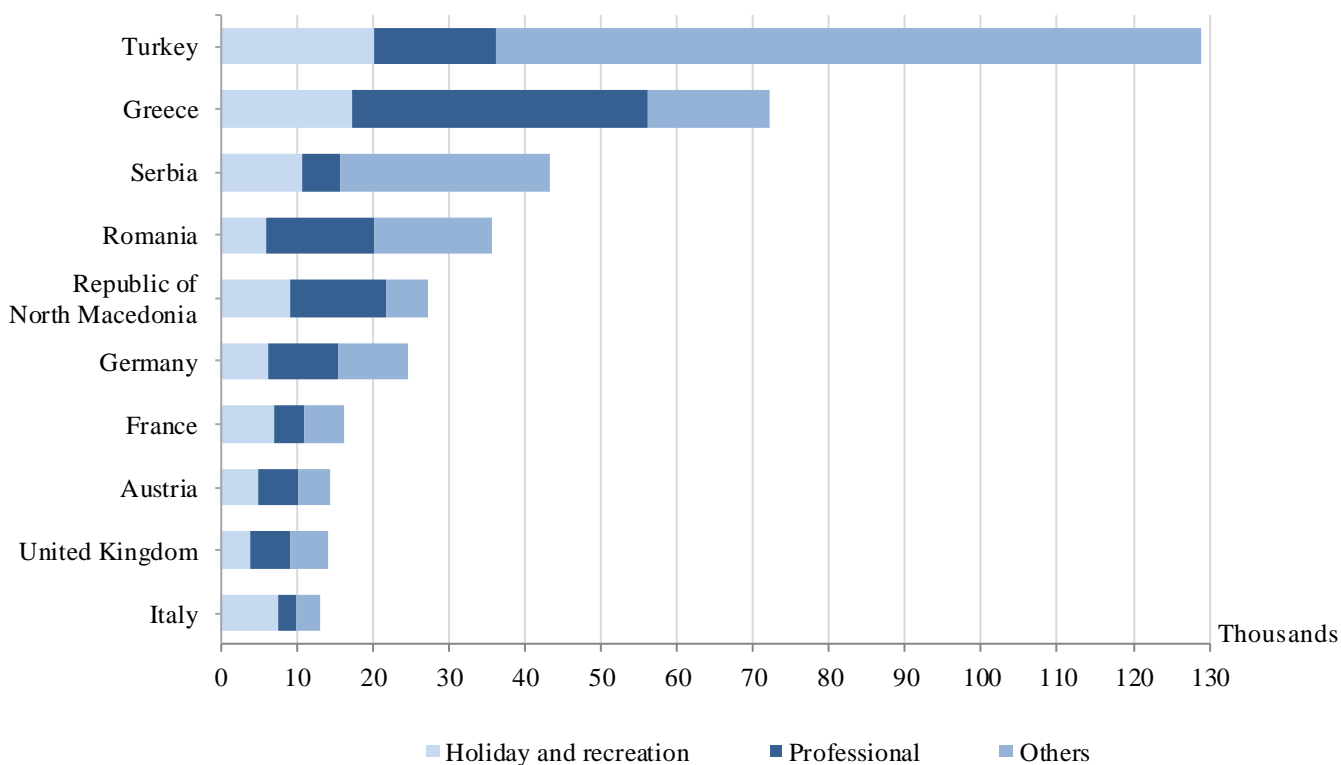


Figure 2. Structure of the trips of Bulgarian residents abroad by purpose of visit in March 2019



In March 2019 most trips of Bulgarian citizens were made to: Turkey - 129.0 thousand, Greece - 72.1 thousand, Serbia - 43.2 thousand, Romania - 35.7 thousand, Republic of North Macedonia - 27.3 thousand, Germany - 24.5 thousand, France - 16.1 thousand, Austria - 14.4 thousand, the United Kingdom - 14.0 thousand, Italy - 13.0 thousand (Figure 3).

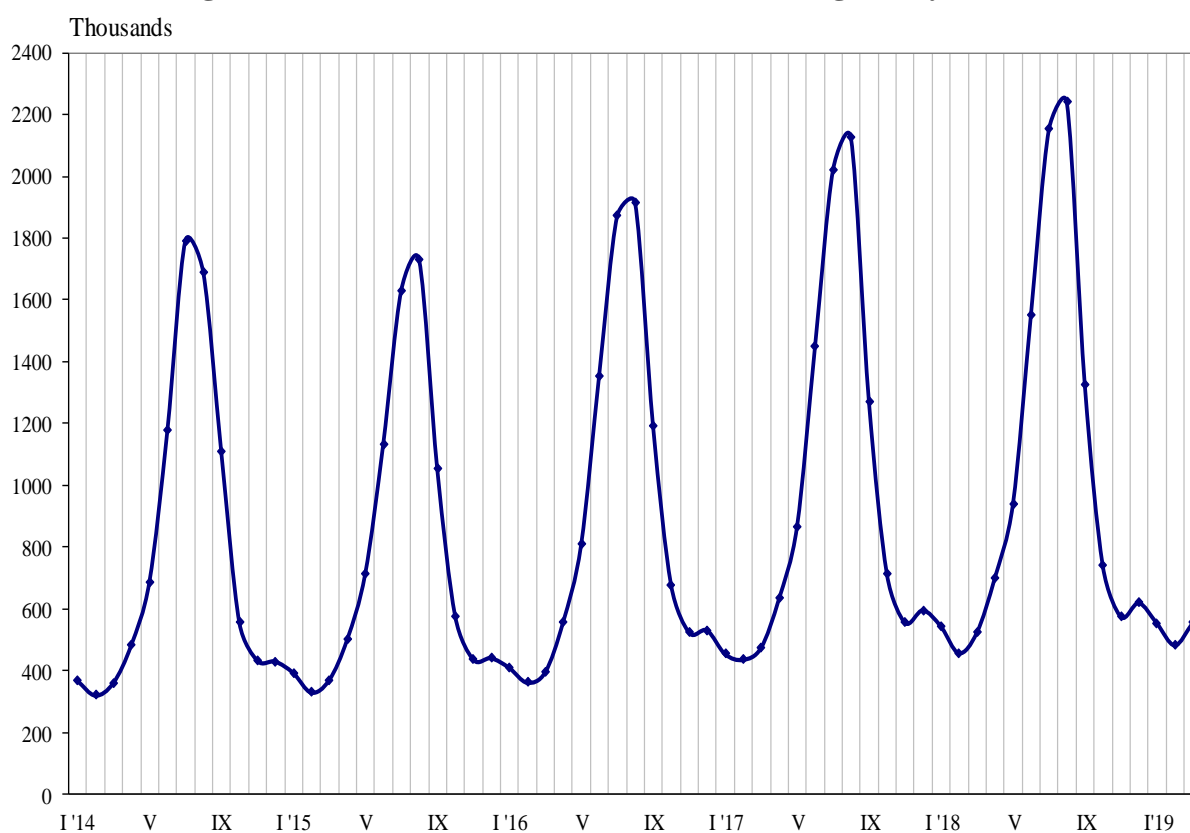
Figure 3. Top foreign destination for Bulgarian residents by purpose of visit in March 2019





In March 2019, **the number of arrivals of visitors from abroad to Bulgaria** was 555.6 thousand (Annex, Table 2) or by 6.0% more in comparison with March 2018 (Figure 4). An increase was registered in the trips with all observed purposes: “others” (including as guest and passing transit) - by 7.8%, “holiday and recreation” - by 4.8%, and “professional” - by 4.5%. Transit passes through the country were 26.4% (146.9 thousand) of all visits of foreigners to Bulgaria.

Figure 4. Arrivals of visitors from abroad to Bulgaria by months



The share of visits of EU citizens was 48.3% of the total number of foreigners’ visits to Bulgaria in March 2019 or by 5.0% more in comparison with the same month of the previous year. An increase was registered in the visits of citizens from the United Kingdom - by 51.2%, Hungary - by 17.9%, Romania - by 8.0%, Greece - by 7.0%, and etc. At the same time decreased the visits from Germany - by 15.5%, the Netherlands - by 7.4%, France - by 2.9%, Poland - by 2.7%, and etc.

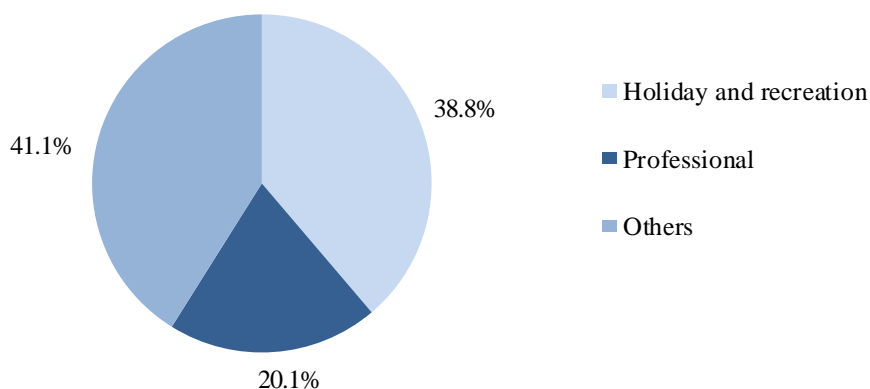
The visits of foreigners in the group ‘Other European countries’¹ increased by 7.1%, as the highest increase was observed in the visits of citizens of Serbia - by 18.1%.

In March 2019, the predominant share of the visits with other purposes was 41.1%, followed by trips with holiday and recreation purpose - 38.8%, and with professional purpose - 20.1% (Figure 5).

¹ Group ‘Other European countries’ includes countries in Europe outside EU.

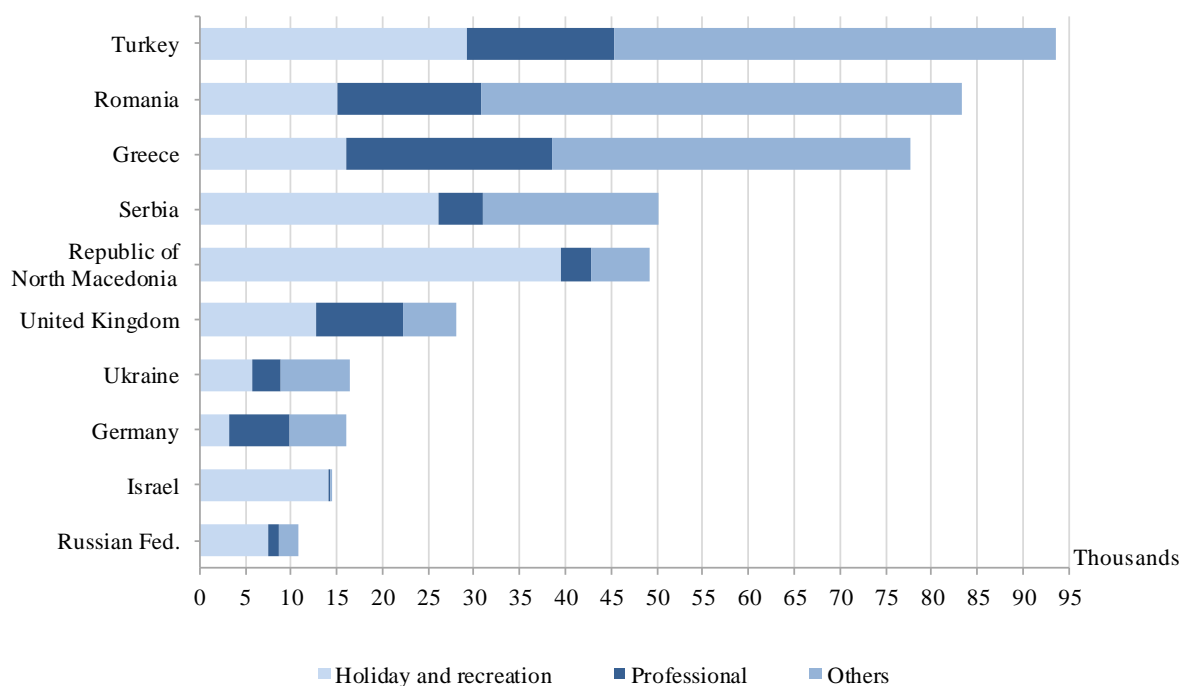


Figure 5. Structure of visits of foreign citizens to Bulgaria by purpose in March 2019



In March 2019 the most visits to Bulgaria were from: Turkey - 93.6 thousand, Romania - 83.3 thousand, Greece - 77.7 thousand, Serbia - 50.2 thousand, Republic of North Macedonia - 49.2 thousand, the United Kingdom - 28.0 thousand, Ukraine - 16.5 thousand, Germany - 16.0 thousand, Israel - 14.5 thousand, Russian federation - 10.7 thousand (Figure 6).

Figure 6. Top visits by foreigners to Bulgaria by country of residence and purpose in March 2019





Methodological notes

The definitions recommended by the World Tourist Organization and the Methodological manual for tourism by Eurostat are applied by the National Statistical Institute.

In accordance with these definitions **an international tourist** is any person who travels to a country other than his/her permanent residence for less than a year and whose main purpose is not doing any activity for payment in place visited.

The purposes of visiting a country are the following:

- Excursion, holiday or entertainment (visits to cultural or historical landmarks, sport events and other);
- Visiting friends and relatives;
- Professional purposes (business trips, participation in conferences, congresses, concluding deals, and etc.);
- Other (education, medical treatment, and etc.) purposes.

Statistical data on the trips of Bulgarian citizens travelling abroad and visits by foreigners to Bulgaria are obtained on the basis of monthly information received from the Ministry of Interior and sample survey of the National Statistical Institute among Bulgarian and foreign citizens passing through border check points.

Data on the number of the trips of the citizens of the European Union are estimated on the basis of the information obtained from the Ministry of Interior and the airport authorities. Data on the number of citizens from 'third countries' are obtained directly from the Ministry of Interior.

Data on the purposes of the trips are obtained on the basis of the NSI's regular monthly sample survey of passing Bulgarian and foreign citizens through the border check points.



Annex

Table 1

**Trips of Bulgarian residents abroad by purpose of visit
and country of destination in March 2019**

(Number)

Country of destination	Total	Purpose of visit		
		Holiday and recreation	Professional	Others
Total	478279	121575	145166	211538
EU	259110	74532	103930	80648
Austria	14365	4972	5248	4145
Belgium	9300	731	3720	4849
Croatia	3132	1236	1044	852
Cyprus	1238	357	562	319
Czech Republic	9287	1548	4643	3096
Denmark	3543	993	507	2043
Finland	305	134	171	-
France	16143	7047	4036	5060
Germany	24544	6230	9062	9252
Greece	72100	17304	38934	15862
Hungary	4556	2207	2349	-
Ireland	597	255	199	143
Italy	12975	7477	2419	3079
Malta	641	641	-	-
Netherlands	7805	1435	2572	3798
Poland	5695	1468	1956	2271
Portugal	1788	1079	409	300
Romania	35738	5899	14125	15714
Slovakia	2834	1134	1281	419
Slovenia	1788	372	894	522
Spain	12375	6907	1727	3741
Sweden	3261	1161	2100	-
United Kingdom	13979	3758	5411	4810
Other EU countries	1121	187	561	373
Other European countries	206574	42514	36432	127628
Norway	253	150	103	-
Republic of North Macedonia	27284	9007	12760	5517
Russian Federation	4306	1586	1813	907
Serbia	43239	10735	5035	27469
Switzerland	1504	798	361	345
Turkey	128976	20238	15897	92841
Ukraine	1012	-	463	549
Other countries	3527	937	849	1741
Canada	596	-	285	311
Israel	1701	825	229	647
USA	1230	112	335	783
Rest of the world	9068	3592	3955	1521



Table 2

**Arrivals of visitors from abroad to Bulgaria
by purpose of visit and country of origin in March 2019**

(Number)

Country of origin	Total	Purpose of visit		
		Holiday and recreation	Professional	Others
Total	555620	215738	111485	228397
EU	268140	71312	74658	122170
Austria	3776	354	1947	1475
Belgium	3081	1007	948	1126
Croatia	2516	1058	531	927
Cyprus	1368	717	446	205
Czech Republic	2292	1073	704	515
Denmark	1114	996	118	-
Finland	855	462	228	165
France	5563	1887	2186	1490
Germany	15952	3165	6583	6204
Greece	77736	16060	22403	39273
Hungary	4061	1015	561	2485
Ireland	2040	1020	726	294
Italy	10605	3533	4738	2334
Malta	324	203	-	121
Netherlands	5017	1575	2009	1433
Poland	9273	4121	2747	2405
Portugal	958	639	319	-
Romania	83342	15104	15702	52536
Slovakia	1572	691	449	432
Slovenia	761	190	322	249
Spain	4063	2032	813	1218
Sweden	1436	813	287	336
United Kingdom	28016	12796	9437	5783
Other EU countries	2419	801	454	1164
Other European countries	221941	108598	29367	83976
Norway	465	127	219	119
Republic of North Macedonia	49188	39552	3229	6407
Russian Federation	10693	7462	1164	2067
Serbia	50191	26130	4924	19137
Switzerland	1331	325	799	207
Turkey	93550	29252	15990	48308
Ukraine	16523	5750	3042	7731
Other countries	21203	19308	1033	862
Canada	846	682	77	87
Israel	14456	14088	215	153
Japan	599	479	75	45
USA	5302	4059	666	577
Rest of the world	44336	16520	6427	21389