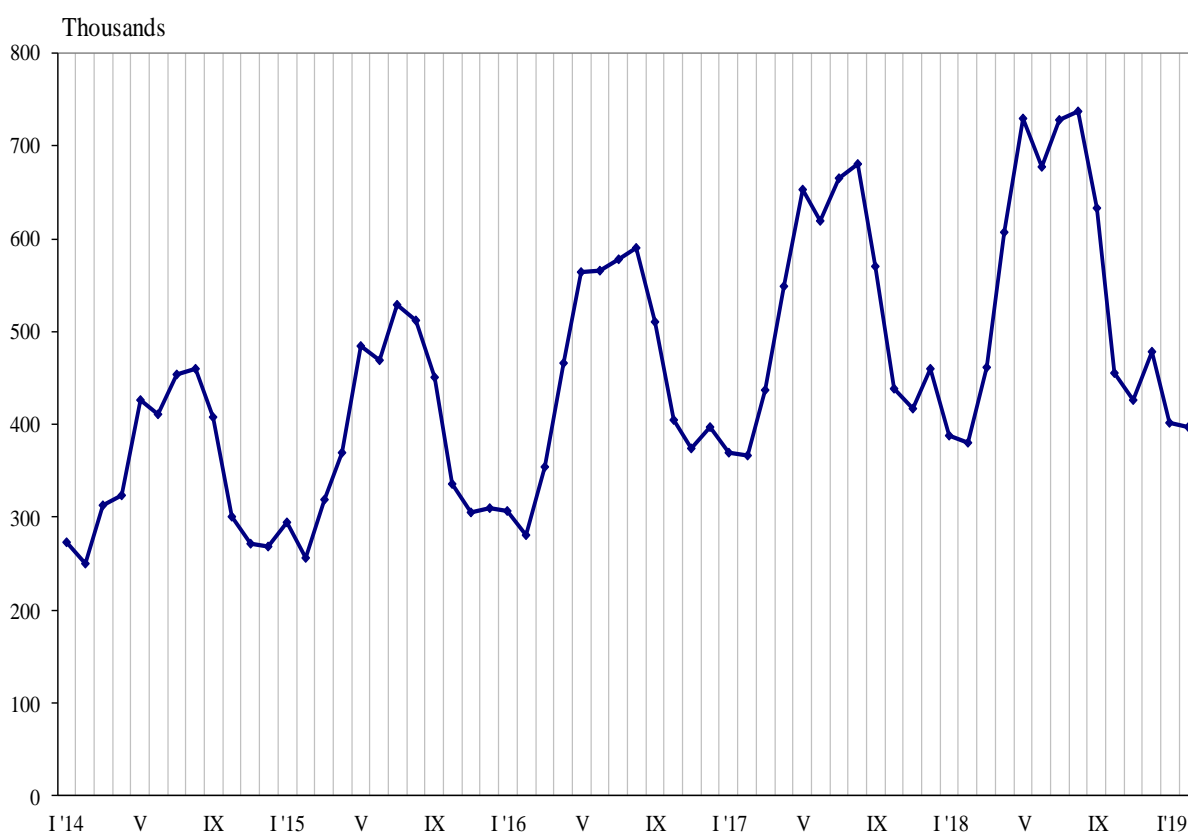




TRIPS OF BULGARIAN RESIDENTS ABROAD AND ARRIVALS OF VISITORS FROM ABROAD TO BULGARIA IN FEBRUARY 2019

In February 2019, **the number of the trips of Bulgarian residents abroad** was 396.6 thousand (Annex, Table 1) or by 4.5% above the registered in February 2018 (Figure 1). In comparison with the same month of the previous year, an increase was observed in the total number of the trips of Bulgarians to: France - by 11.1%, Turkey - by 7.7%, Austria - by 6.0%, Greece - by 5.6%, Serbia - by 4.9%, Germany - by 4.7%, Romania - by 3.2%, and etc. At the same time decreased the trips to: Spain - by 8.1%, Belgium - by 5.1%, Czech Republic - by 3.8%, and etc.

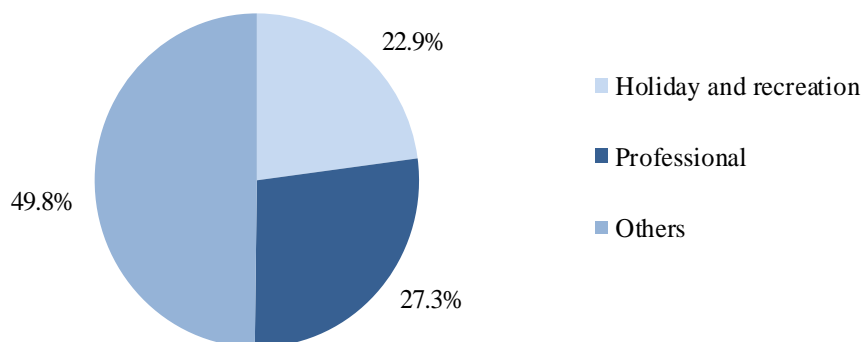
Figure 1. Trips of Bulgarian residents abroad by months



In comparison with February 2018, an increase was registered in the trips with all observed purposes: “holiday and recreation” - by 5.5%, “others” - by 4.7%, and “professional” - by 3.2%. The trips with other purposes (as a guest, education and visit the cultural and sport events) in February 2019 composed the greatest share of the total number of trips of Bulgarian residents abroad - 49.8%, followed by those with professional purpose - 27.3%, and with holiday and recreation purpose - 22.9% (Figure 2).

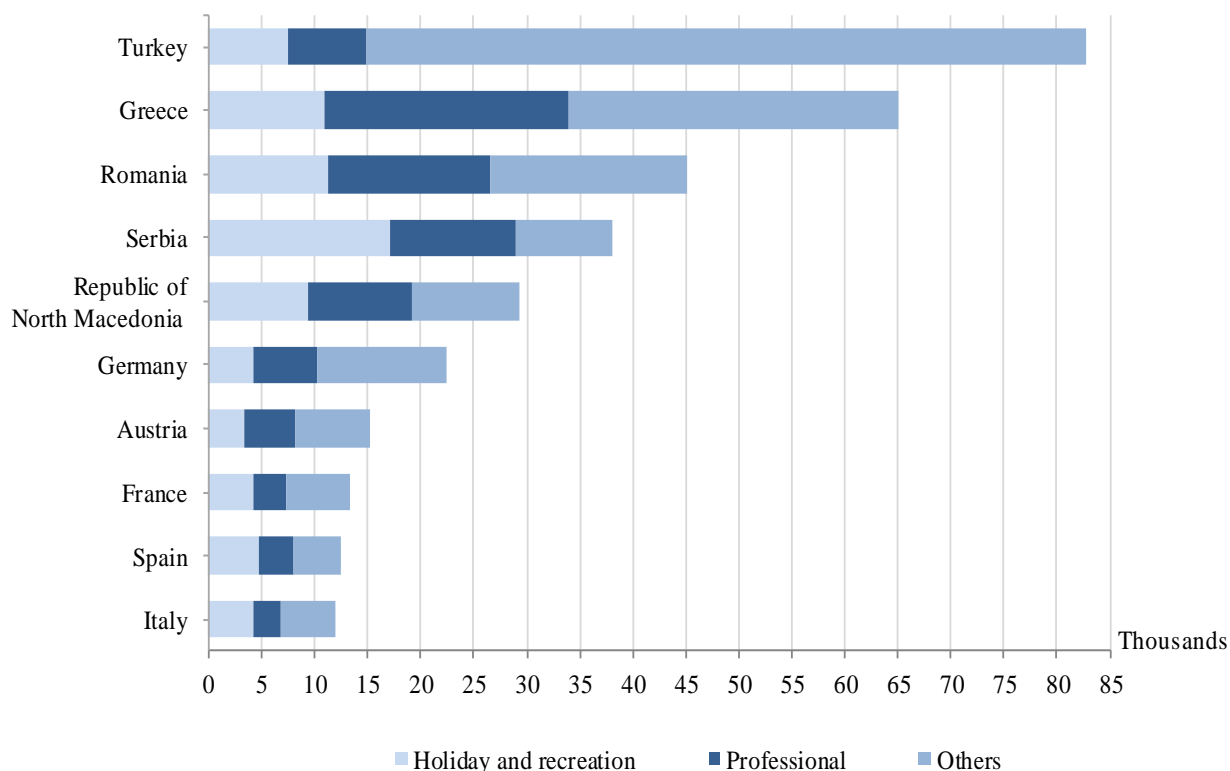


Figure 2. Structure of the trips of Bulgarian residents abroad by purpose of visit in February 2019



In February 2019 most trips of Bulgarian citizens were made to: Turkey - 82.9 thousand, Greece - 65.0 thousand, Romania - 45.3 thousand, Serbia - 38.1 thousand, Republic of North Macedonia - 29.3 thousand, Germany - 22.4 thousand, Austria - 15.2 thousand, France - 13.2 thousand, Spain - 12.4 thousand, Italy - 11.9 thousand (Figure 3).

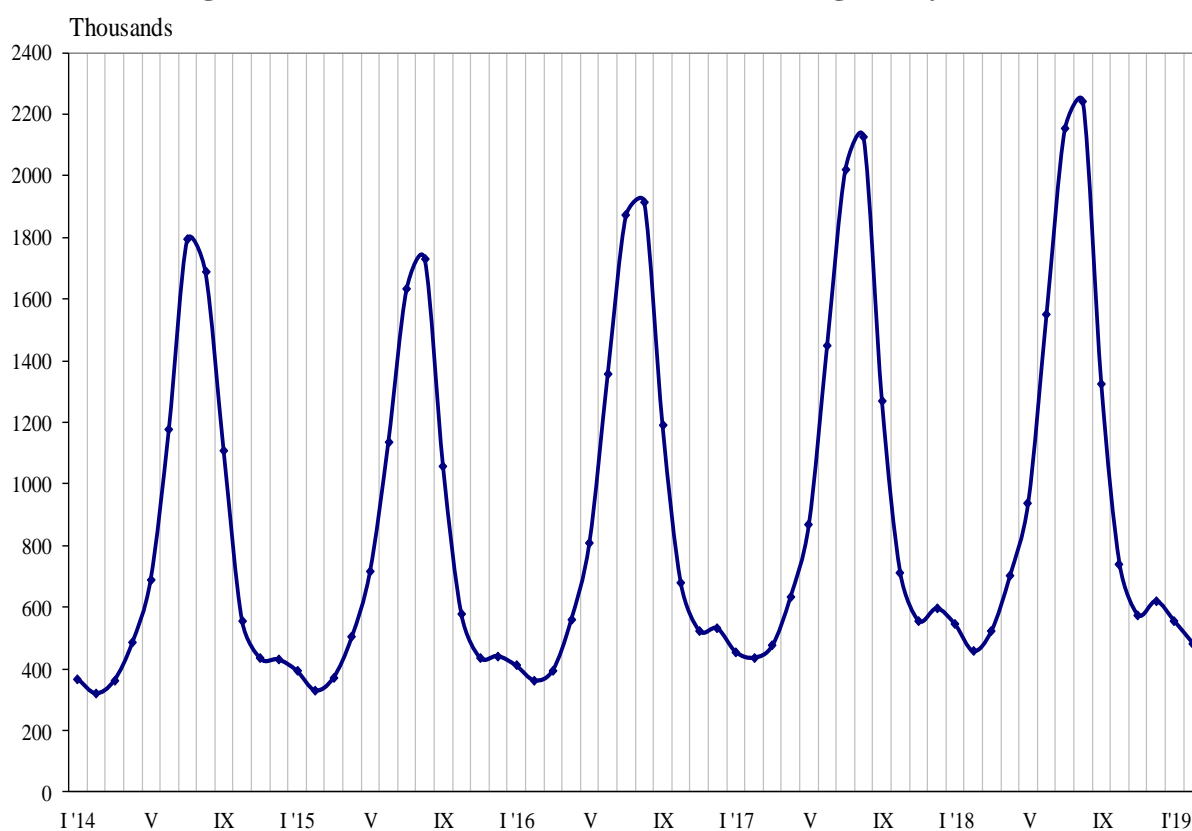
Figure 3. Top foreign destination for Bulgarian residents by purpose of visit in February 2019





In February 2019, the number of arrivals of visitors from abroad to Bulgaria was 483.0 thousand (Annex, Table 2) or by 5.6% more in comparison with February 2018 (Figure 4). An increase was registered in the trips with all observed purposes: “others” (including as guest and passing transit) - by 8.1%, “holiday and recreation” - by 4.6%, and “professional” - by 3.1%. Transit passes through the country were 25.3% (122.3 thousand) of all visits of foreigners to Bulgaria.

Figure 4. Arrivals of visitors from abroad to Bulgaria by months



The share of visits of EU citizens was 46.9% of the total number of foreigners’ visits to Bulgaria in February 2019 or by 4.6% more in comparison with the same month of the previous year. An increase was registered in the visits of citizens from the United Kingdom - by 50.3%, Poland - by 26.3%, Italy - by 11.1%, Germany - by 4.9%, Austria - by 0.9%, and etc. At the same time decreased the visits from Spain - by 27.0%, Belgium - by 9.0%, Greece - by 5.4%, Romania - by 2.6%, and etc.

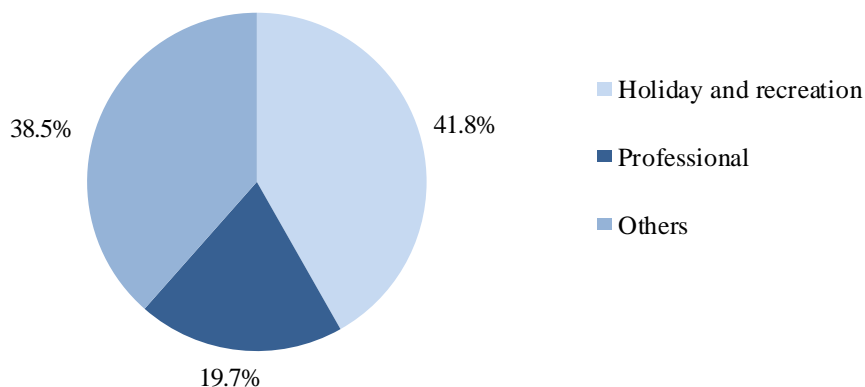
The visits of foreigners in the group ‘Other European countries’¹ increased by 6.0%, as the highest increase was observed in the visits of citizens of Serbia - by 9.7%.

In February 2019, the predominant share of the visits with holiday and recreation purpose was 41.8%, followed by trips with other purposes - 38.5%, and with professional purpose - 19.7% (Figure 5).

¹ Group ‘Other European countries’ includes countries in Europe outside EU.

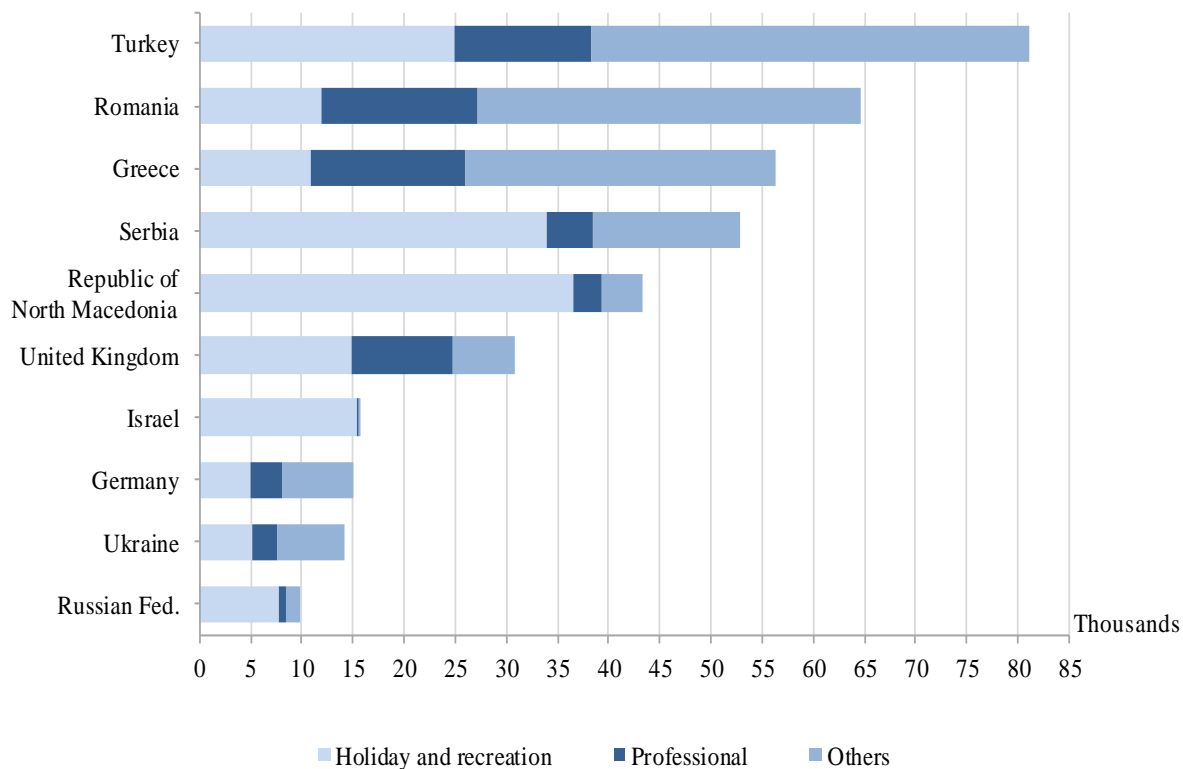


Figure 5. Structure of visits of foreign citizens to Bulgaria by purpose in February 2019



In February 2019 the most visits to Bulgaria were from: Turkey - 81.1 thousand, Romania - 64.7 thousand, Greece - 56.3 thousand, Serbia - 52.9 thousand, Republic of North Macedonia - 43.4 thousand, the United Kingdom - 30.8 thousand, Israel - 15.7 thousand, Germany - 15.0 thousand, Ukraine - 14.2 thousand, Russian federation - 10.0 thousand (Figure 6).

Figure 6. Top visits by foreigners to Bulgaria by country of residence and purpose in February 2019





Methodological notes

The definitions recommended by the World Tourist Organization and the Methodological manual for tourism by Eurostat are applied by the National Statistical Institute.

In accordance with these definitions **an international tourist** is any person who travels to a country other than his/her permanent residence for less than a year and whose main purpose is not doing any activity for payment in place visited.

The purposes of visiting a country are the following:

- Excursion, holiday or entertainment (visits to cultural or historical landmarks, sport events and other);
- Visiting friends and relatives;
- Professional purposes (business trips, participation in conferences, congresses, concluding deals, and etc.);
- Other (education, medical treatment, and etc.) purposes.

Statistical data on the trips of Bulgarian citizens travelling abroad and visits by foreigners to Bulgaria are obtained on the basis of monthly information received from the Ministry of Interior and sample survey of the National Statistical Institute among Bulgarian and foreign citizens passing through border check points.

Data on the number of the trips of the citizens of the European Union are estimated on the basis of the information obtained from the Ministry of Interior and the airport authorities. Data on the number of citizens from 'third countries' are obtained directly from the Ministry of Interior.

Data on the purposes of the trips are obtained on the basis of the NSI's regular monthly sample survey of passing Bulgarian and foreign citizens through the border check points.



Annex

Table 1

**Trips of Bulgarian residents abroad by purpose of visit
and country of destination in February 2019**

(Number)

Country of destination	Total	Purpose of visit		
		Holiday and recreation	Professional	Others
Total	396579	90905	108294	197380
EU	231954	52971	74066	104917
Austria	15234	3385	4796	7053
Belgium	7048	691	4146	2211
Croatia	2673	1286	1053	334
Cyprus	393	107	87	199
Czech Republic	6656	1536	2072	3048
Denmark	1606	154	286	1166
Finland	294	118	176	-
France	13229	4197	3078	5954
Germany	22357	4229	5950	12178
Greece	64957	10878	23107	30972
Hungary	4252	505	472	3275
Ireland	490	276	116	98
Italy	11946	4279	2496	5171
Malta	276	276	-	-
Netherlands	5909	1407	1829	2673
Poland	2991	427	1018	1546
Portugal	1078	539	218	321
Romania	45268	11317	15346	18605
Slovakia	1149	177	315	657
Slovenia	1936	194	968	774
Spain	12354	4686	3278	4390
Sweden	1795	518	556	721
United Kingdom	7111	1789	2003	3319
Other EU countries	952	-	700	252
Other European countries	156601	35749	31162	89690
Norway	510	334	176	-
Republic of North Macedonia	29313	9409	9771	10133
Russian Federation	2096	394	945	757
Serbia	38074	17068	11816	9190
Switzerland	2497	895	753	849
Turkey	82881	7542	7291	68048
Ukraine	1230	107	410	713
Other countries	3064	575	412	2077
Canada	738	193	-	545
Israel	1267	267	121	879
USA	1059	115	291	653
Rest of the world	4960	1610	2654	696



Table 2

**Arrivals of visitors from abroad to Bulgaria
by purpose of visit and country of origin in February 2019**

(Number)

Country of origin	Total	Purpose of visit		
		Holiday and recreation	Professional	Others
Total	482982	201918	94941	186123
EU	226684	61494	64543	100647
Austria	7040	1545	2404	3091
Belgium	5011	1173	1812	2026
Croatia	1623	607	541	475
Cyprus	1107	428	369	310
Czech Republic	1739	745	621	373
Denmark	1058	423	118	517
Finland	598	311	119	168
France	5155	891	2406	1858
Germany	15045	5049	3067	6929
Greece	56304	10916	15065	30323
Hungary	3178	943	823	1412
Ireland	2463	1200	474	789
Italy	9291	2906	4288	2097
Malta	344	186	158	-
Netherlands	4090	1245	1067	1778
Poland	7488	2567	2995	1926
Portugal	788	408	380	-
Romania	64713	11874	15343	37496
Slovakia	1211	399	207	605
Slovenia	660	332	105	223
Spain	3715	1061	1238	1416
Sweden	1240	620	415	205
United Kingdom	30833	14917	9918	5998
Other EU countries	1990	748	610	632
Other European countries	203038	108930	24190	69918
Norway	464	243	107	114
Republic of North Macedonia	43380	36607	2768	4005
Russian Federation	9950	7818	716	1416
Serbia	52928	34045	4435	14448
Switzerland	1063	194	572	297
Turkey	81094	24964	13208	42922
Ukraine	14159	5059	2384	6716
Other countries	19940	18426	749	765
Canada	511	395	52	64
Israel	15748	15341	165	242
Japan	531	381	86	64
USA	3150	2309	446	395
Rest of the world	33320	13068	5459	14793