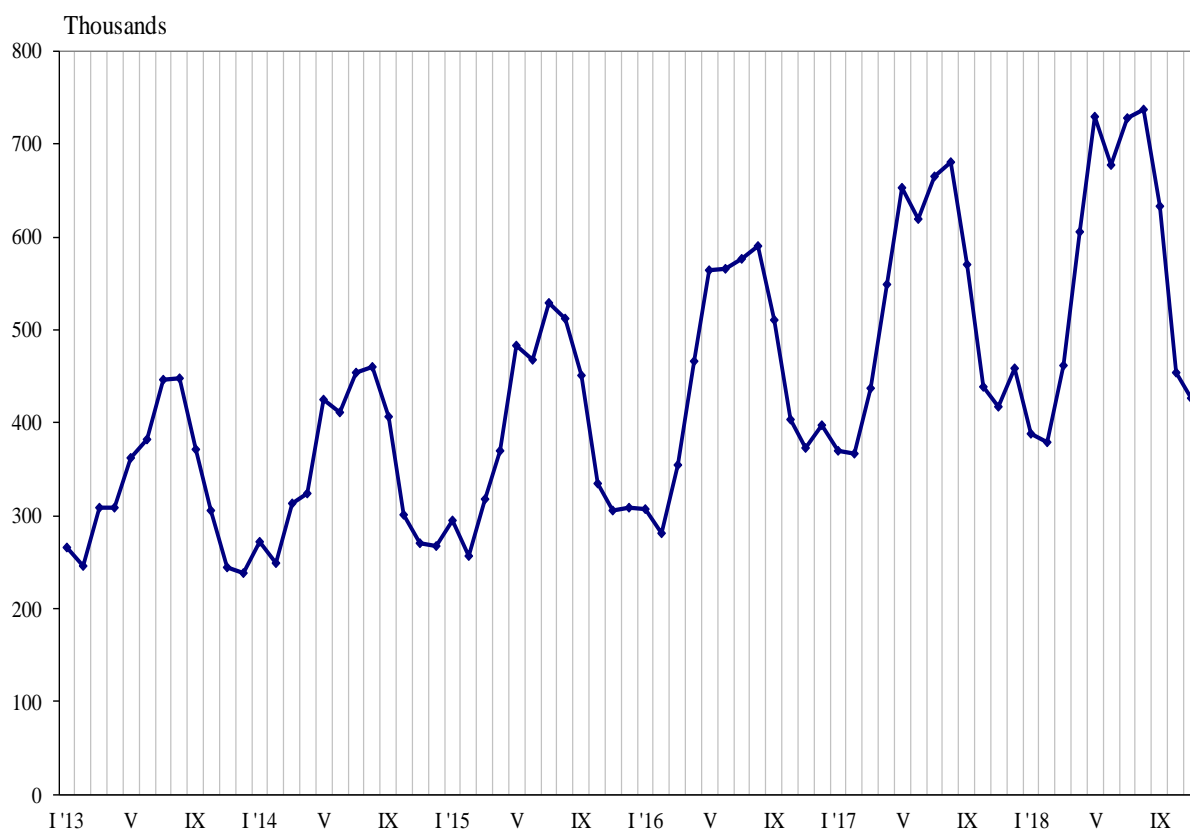




TRIPS OF BULGARIAN RESIDENTS ABROAD AND ARRIVALS OF VISITORS FROM ABROAD TO BULGARIA IN NOVEMBER 2018

In November 2018, **the number of the trips of Bulgarian residents abroad** was 426.3 thousand (Annex, Table 1) or by 2.1% above the registered in November 2017 (Figure 1). In comparison with the same month of the previous year, an increase was observed in the total number of the trips of Bulgarians to: Turkey - by 11.7%, Austria - by 8.8%, Italy - by 4.1%, Serbia - by 3.8%, Germany - by 3.2%, Belgium - by 0.8%, and etc. At the same time decreased the trips to: the United Kingdom - by 7.1%, Romania - by 1.2%, Greece - by 1.0%, the Former Yugoslav Republic of Macedonia - by 0.8%, and etc.

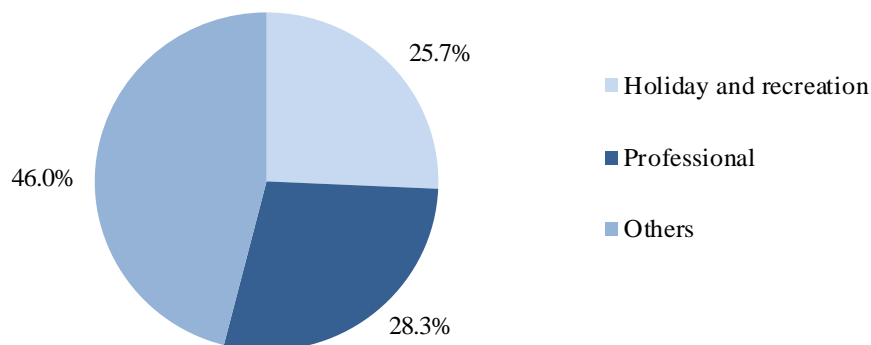
Figure 1. Trips of Bulgarian residents abroad by months



In comparison with November 2017, an increase was registered in the trips with all observed purposes: with professional purpose - by 3.8%, with other purposes - by 1.8%, and with holiday and recreation purpose - by 0.7%. The trips with other purposes (as a guest, education and visit the cultural and sport events) in November 2018 composed the greatest share of the total number of trips of Bulgarian residents abroad - 46.0%, followed by the trips with professional purpose - 28.3%, and with holiday and recreation purpose - 25.7% (Figure 2).

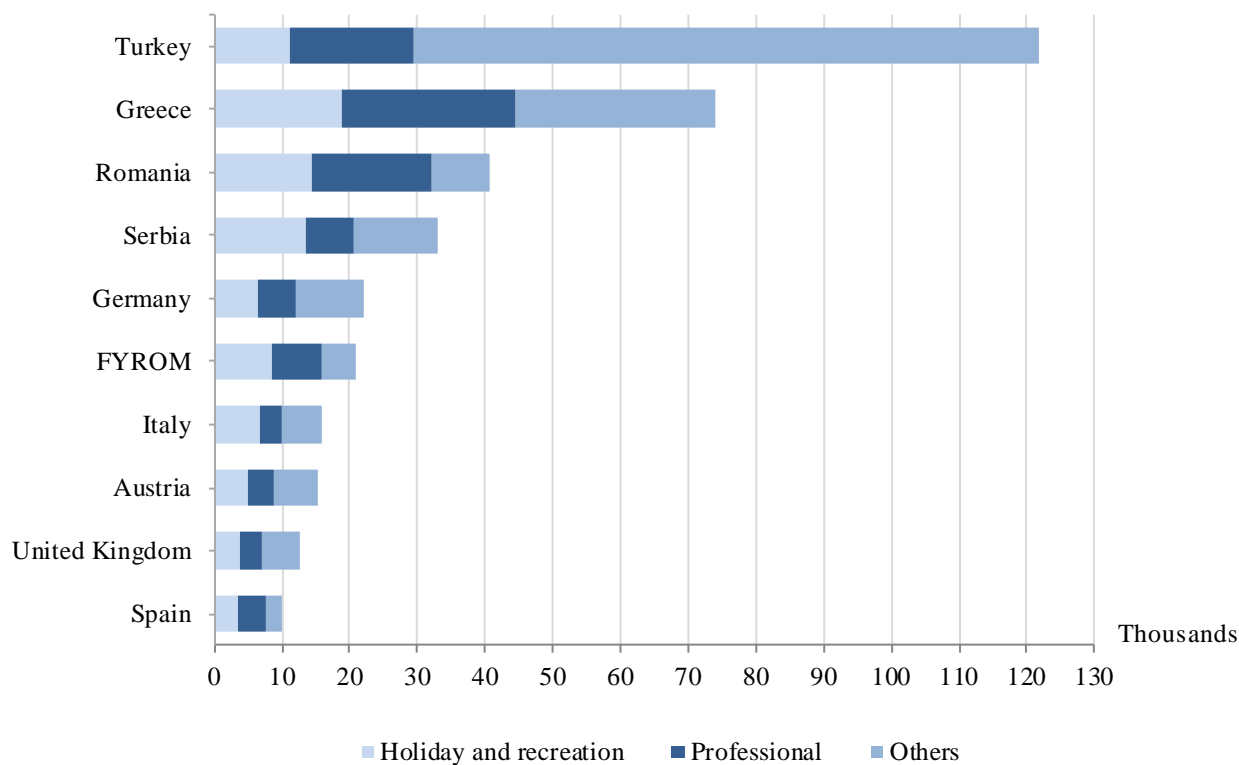


Figure 2. Structure of the trips of Bulgarian residents abroad by purpose of visit in November 2018



In November 2018 most trips of Bulgarian citizens were made to: Turkey - 121.9 thousand, Greece - 73.8 thousand, Romania - 40.7 thousand, Serbia - 33.1 thousand, Germany - 21.9 thousand, the Former Yugoslav Republic of Macedonia - 20.9 thousand, Italy - 15.9 thousand, Austria - 15.2 thousand, the United Kingdom - 12.6 thousand, Spain - 10.1 thousand (Figure 3).

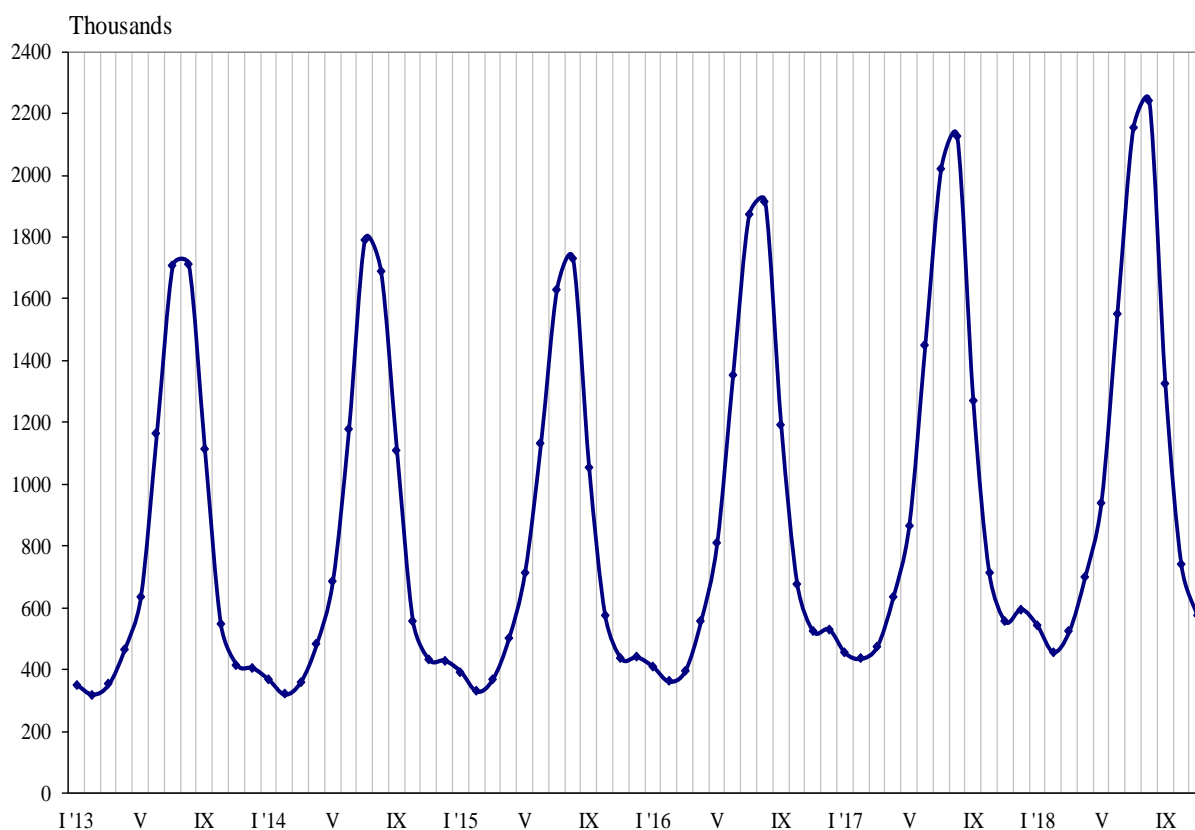
Figure 3. Top foreign destination for Bulgarian residents by purpose of visit in November 2018





In November 2018, **the number of arrivals of visitors from abroad to Bulgaria** was 575.2 thousand (Annex, Table 2) or by 3.4% more in comparison with November 2017 (Figure 4). An increase was registered in the trips with other purposes (including as guest and passing transit) - by 7.8% and with holiday and recreation purpose - by 0.6%, while those with professional purpose decrease by 1.4%. Transit passes through the country were 28.6% (164.3 thousand) of all visits of foreigners to Bulgaria.

Figure 4. Arrivals of visitors from abroad to Bulgaria by months



The share of visits of EU citizens was 54.8% of the total number of foreigners' visits to Bulgaria in November 2018 or by 1.1% more in comparison with the same month of the previous year. An increase was registered in the visits of citizens from Poland - by 52.6%, Italy - by 23.7%, the United Kingdom - by 14.6%, the Netherlands - by 5.8%, Romania - by 1.4%, and etc. At the same time decreased the visits from Germany - by 10.6%, Austria - by 6.3%, France - by 3.3%, Greece - by 3.0%, and etc.

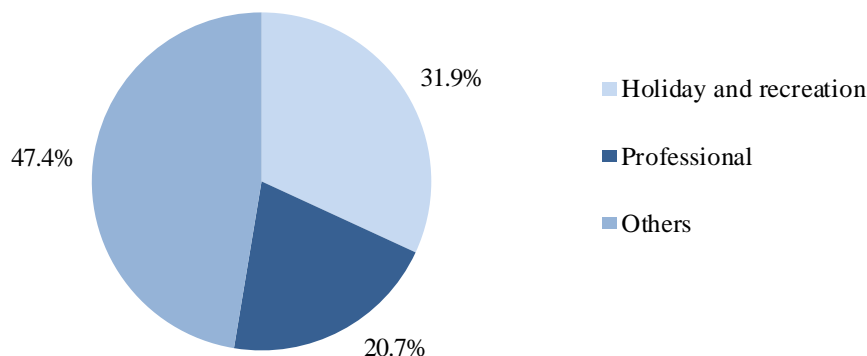
The visits of foreigners in the group 'Other European countries'¹ increased by 7.0%, as the highest growth was observed in the visits of citizens of Serbia - by 20.7%.

In November 2018, the predominant share of the visits with other purposes was 47.4%, followed by trips with holiday and recreation purpose - 31.9%, and with professional purpose - 20.7% (Figure 5).

¹ Group 'Other European countries' includes countries in Europe outside EU.

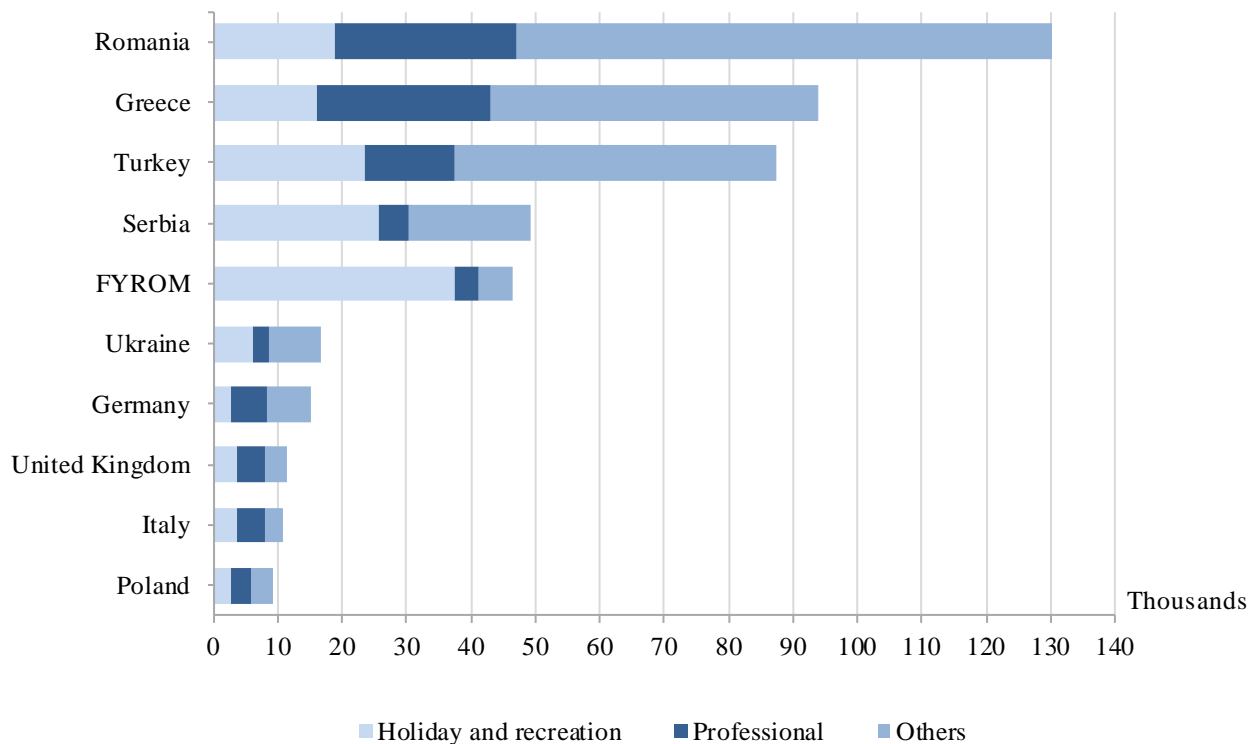


Figure 5. Structure of visits of foreign citizens to Bulgaria by purpose in November 2018



In November 2018 the most visits to Bulgaria were from: Romania - 130.1 thousand, Greece - 94.0 thousand, Turkey - 87.6 thousand, Serbia - 49.4 thousand, the Former Yugoslav Republic of Macedonia - 46.4 thousand, Ukraine - 16.7 thousand, Germany - 15.2 thousand, the United Kingdom - 11.5 thousand, Italy - 10.8 thousand, Poland - 9.0 thousand (Figure 6).

Figure 6. Top visits by foreigners to Bulgaria by country of residence and purpose in November 2018





Methodological notes

The definitions recommended by the World Tourist Organization and the Methodological manual for tourism by Eurostat are applied by the National Statistical Institute.

In accordance with these definitions **an international tourist** is any person who travels to a country other than his/her permanent residence for less than a year and whose main purpose is not doing any activity for payment in place visited.

The purposes of visiting a country are the following:

- Excursion, holiday or entertainment (visits to cultural or historical landmarks, sport events and other);
- Visiting friends and relatives;
- Professional purposes (business trips, participation in conferences, congresses, concluding deals, and etc.);
- Other (education, medical treatment, and etc.) purposes.

Statistical data on the trips of Bulgarian citizens travelling abroad and visits by foreigners to Bulgaria are obtained on the basis of monthly information received from the Ministry of Interior and sample survey of the National Statistical Institute among Bulgarian and foreign citizens passing through border check points.

Data on the number of the trips of the citizens of the European Union are estimated on the basis of the information obtained from the Ministry of Interior and the airport authorities. Data on the number of citizens from 'third countries' are obtained directly from the Ministry of Interior.

Data on the purposes of the trips are obtained on the basis of the NSI's regular monthly sample survey of passing Bulgarian and foreign citizens through the border check points.



Annex

Table 1

**Trips of Bulgarian residents abroad by purpose of visit
and country of destination in November 2018**

(Number)

Country of destination	Total	Purpose of visit		
		Holiday and recreation	Professional	Others
Total	426261	109350	120635	196276
EU	232774	70594	81385	80795
Austria	15235	5078	3809	6348
Belgium	8528	1563	5053	1912
Croatia	1905	1300	229	376
Cyprus	616	147	222	247
Czech Republic	7362	1699	2265	3398
Denmark	3426	1192	1028	1206
Finland	269	-	269	-
France	4503	1207	2425	871
Germany	21889	6458	5561	9870
Greece	73832	18705	25661	29466
Hungary	2415	1073	349	993
Ireland	334	230	104	-
Italy	15872	6746	3373	5753
Malta	663	568	-	95
Netherlands	4050	796	2120	1134
Poland	2795	466	1242	1087
Portugal	743	207	350	186
Romania	40745	14509	17511	8725
Slovakia	1428	485	714	229
Slovenia	962	507	455	-
Spain	10090	3528	4127	2435
Sweden	537	126	411	-
United Kingdom	12643	3870	3225	5548
Other EU countries	1932	134	882	916
Other European countries	183323	35648	34821	112854
The Former Yugoslav Republic of Macedonia	20900	8525	7425	4950
Norway	976	204	488	284
Russian Federation	3803	1556	723	1524
Serbia	33118	13444	7214	12460
Switzerland	1074	537	237	300
Turkey	121897	11178	18308	92411
Ukraine	1555	204	426	925
Other countries	3180	823	382	1975
Canada	493	119	-	374
Israel	1086	388	155	543
USA	1601	316	227	1058
Rest of the world	6984	2285	4047	652



Table 2

**Arrivals of visitors from abroad to Bulgaria
by purpose of visit and country of origin in November 2018**

(Number)

Country of origin	Total	Purpose of visit		
		Holiday and recreation	Professional	Others
Total	575234	183467	118916	272851
EU	315097	59869	86275	168953
Austria	5795	1610	1717	2468
Belgium	3402	583	1386	1433
Croatia	2419	1008	228	1183
Cyprus	1192	176	519	497
Czech Republic	2321	546	937	838
Denmark	839	210	629	-
Finland	434	317	117	-
France	6657	832	1942	3883
Germany	15198	2808	5617	6773
Greece	93990	16210	26731	51049
Hungary	3827	965	1148	1714
Ireland	1218	478	434	306
Italy	10770	3559	4308	2903
Malta	183	183	-	-
Netherlands	5122	1590	1413	2119
Poland	9045	2680	3015	3350
Portugal	960	489	291	180
Romania	130140	18966	27950	83224
Slovakia	1875	234	438	1203
Slovenia	1228	365	294	569
Spain	3822	1416	1662	744
Sweden	1283	296	374	613
United Kingdom	11466	3822	4116	3528
Other EU countries	1911	526	1009	376
Other European countries	207922	97416	25417	85089
The Former Yugoslav Republic of Macedonia	46372	37640	3493	5239
Norway	509	-	101	408
Russian Federation	6335	3975	652	1708
Serbia	49386	25810	4598	18978
Switzerland	1049	419	197	433
Turkey	87554	23491	13932	50131
Ukraine	16717	6081	2444	8192
Other countries	12342	10289	1159	894
Canada	639	464	84	91
Israel	6394	5904	326	164
Japan	636	521	66	49
USA	4673	3400	683	590
Rest of the world	39873	15893	6065	17915