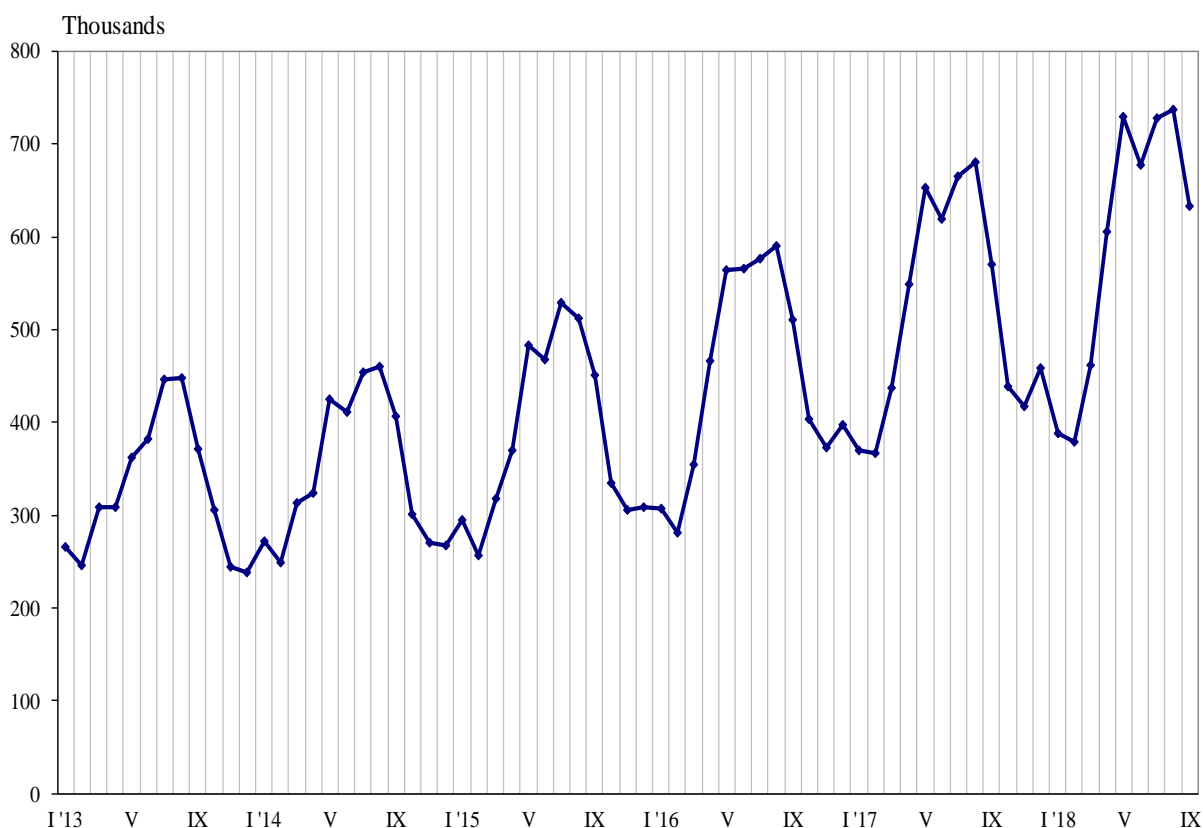




TRIPS OF BULGARIAN RESIDENTS ABROAD AND ARRIVALS OF VISITORS FROM ABROAD TO BULGARIA IN SEPTEMBER 2018

In September 2018, **the number of the trips of Bulgarian residents abroad** was 633.4 thousand (Annex, Table 1) or by 11.0% above the registered in September 2017 (Figure 1). In comparison with the same month of the previous year, an increase was observed in the total number of the trips of Bulgarians to: Turkey - by 31.9%, Romania - by 14.8%, Serbia - by 12.8%, Germany - by 6.9%, Greece - by 5.9%, the Former Yugoslav Republic of Macedonia - by 2.4%, and etc. At the same time decreased the trips to: Hungary - by 8.7%, Portugal - by 7.6%, Cyprus - by 2.2%, Ukraine - by 1.9%, and etc.

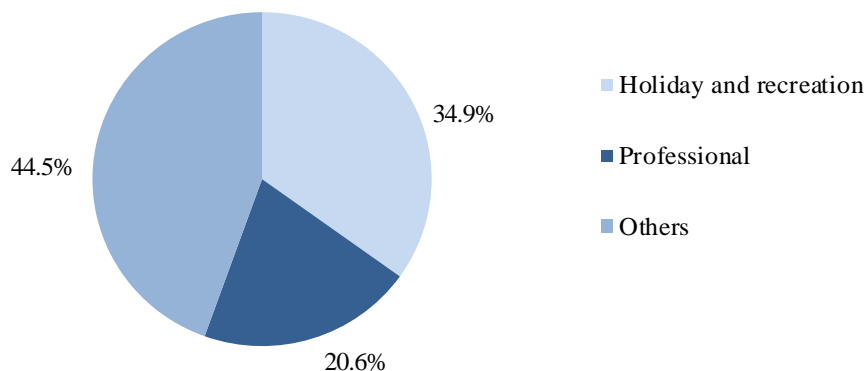
Figure 1. Trips of Bulgarian residents abroad by months



In comparison with September 2017, an increase was registered in the trips with all observed purposes: with holiday and recreation purpose - by 13.4%, with professional purpose - by 11.1%, and with other purposes - by 9.1%. The trips with other purposes (as a guest, education and visit the cultural and sport events) in September 2018 composed the greatest share of the total number of trips of Bulgarian residents abroad - 44.5%, followed by the trips with holiday and recreation purpose - 34.9%, and with professional purpose - 20.6% (Figure 2).

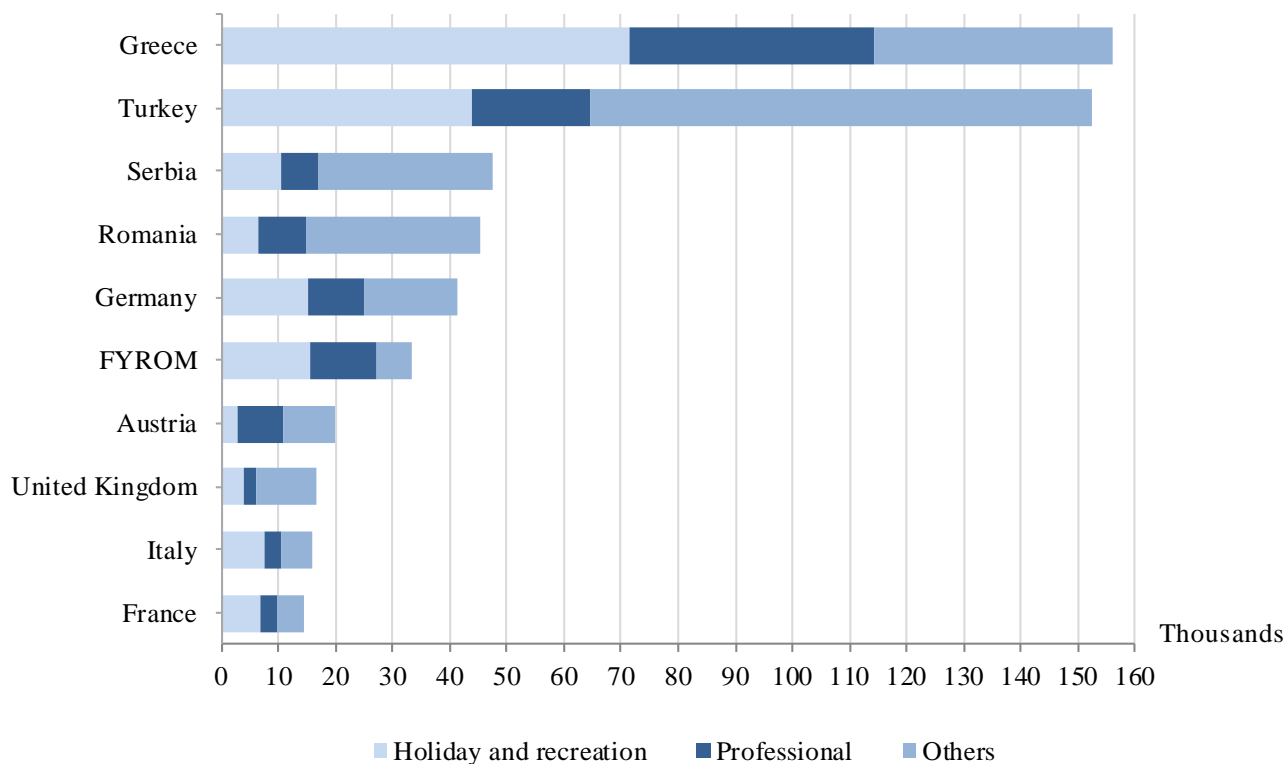


Figure 2. Structure of the trips of Bulgarian residents abroad by purpose of visit in September 2018



In September 2018 most trips of Bulgarian citizens were made to: Greece - 156.2 thousand, Turkey - 152.6 thousand, Serbia - 47.4 thousand, Romania - 45.5 thousand, Germany - 41.4 thousand, the Former Yugoslav Republic of Macedonia - 33.4 thousand, Austria - 19.9 thousand, the United Kingdom - 16.5 thousand, Italy - 15.9 thousand, France - 14.6 thousand (Figure 3).

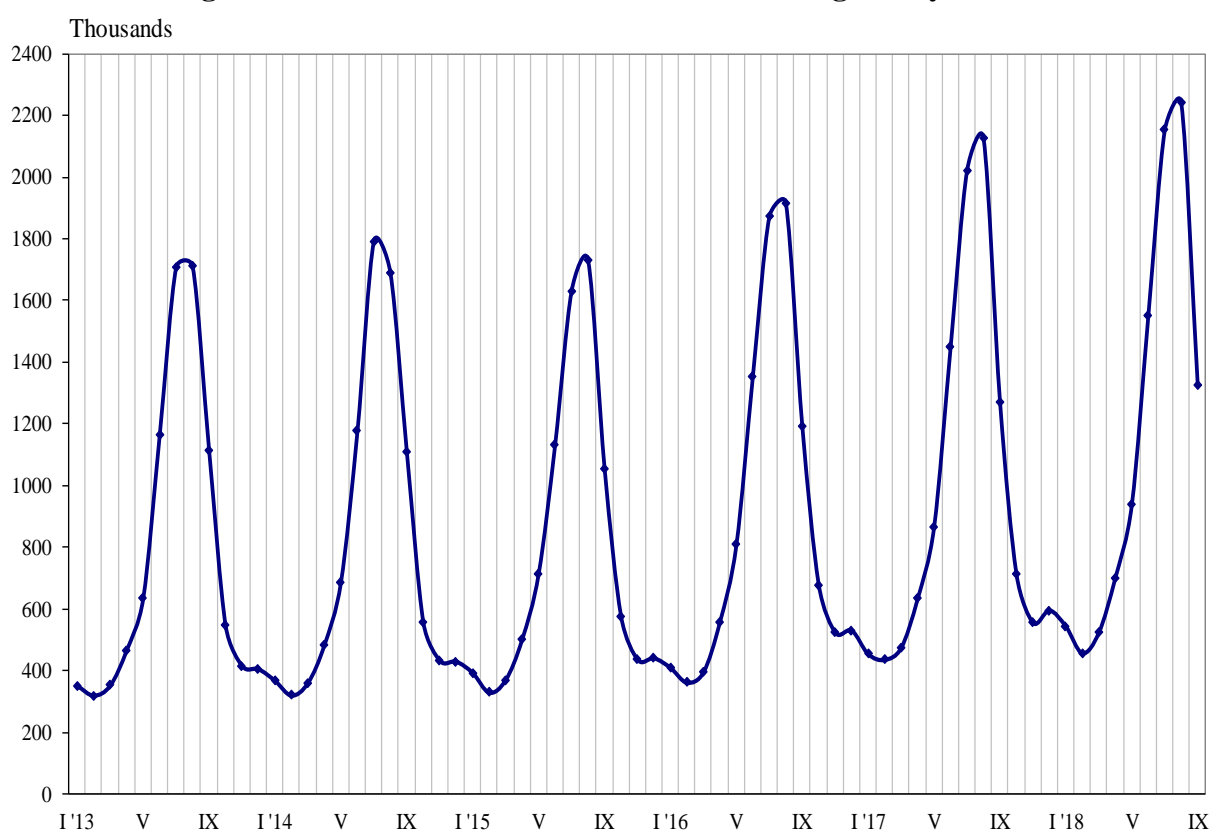
Figure 3. Top foreign destination for Bulgarian residents by purpose of visit in September 2018





In September 2018, **the number of arrivals of visitors from abroad to Bulgaria** was 1 324.2 thousand (Annex, Table 2) or by 4.2% more in comparison with September 2017 (Figure 4). An increase was registered in the trips with other purposes (including as guest and passing transit) - by 6.6% and with holiday and recreation purpose - by 5.8%, while those with professional purpose decreased by 6.2%. Transit passes through the country were 25.7% (340.0 thousand) of all visits of foreigners to Bulgaria.

Figure 4. Arrivals of visitors from abroad to Bulgaria by months



The share of visits of EU citizens was 62.9% of the total number of foreigners' visits to Bulgaria in September 2018 or by 3.1% more in comparison with the same month of the previous year. An increase was registered in the visits of citizens from the United Kingdom - by 19.7%, Poland - by 17.8%, France - by 14.6%, Italy - by 3.9%, Romania - by 3.2%, Germany - by 2.7%, Austria - by 2.4%, and etc. At the same time decreased the visits from Czech Republic - by 20.7%, Belgium - by 10.9%, Greece - by 2.6%, and etc.

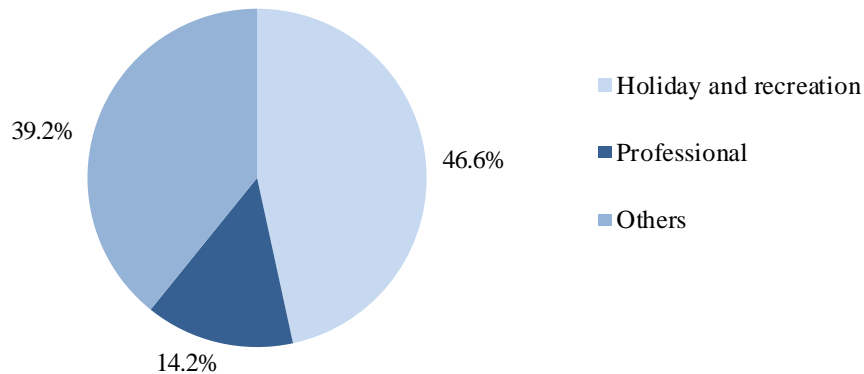
The visits of foreigners in the group 'Other European countries'¹ increased by 4.1%, as the highest growth was observed in the visits of citizens of Ukraine - by 32.5%.

In September 2018, the predominant share of the visits with holiday and recreation purpose was 46.6%, followed by trips with other purposes - 39.2%, and with professional purpose - 14.2% (Figure 5).

¹ Group 'Other European countries' includes countries in Europe outside EU.

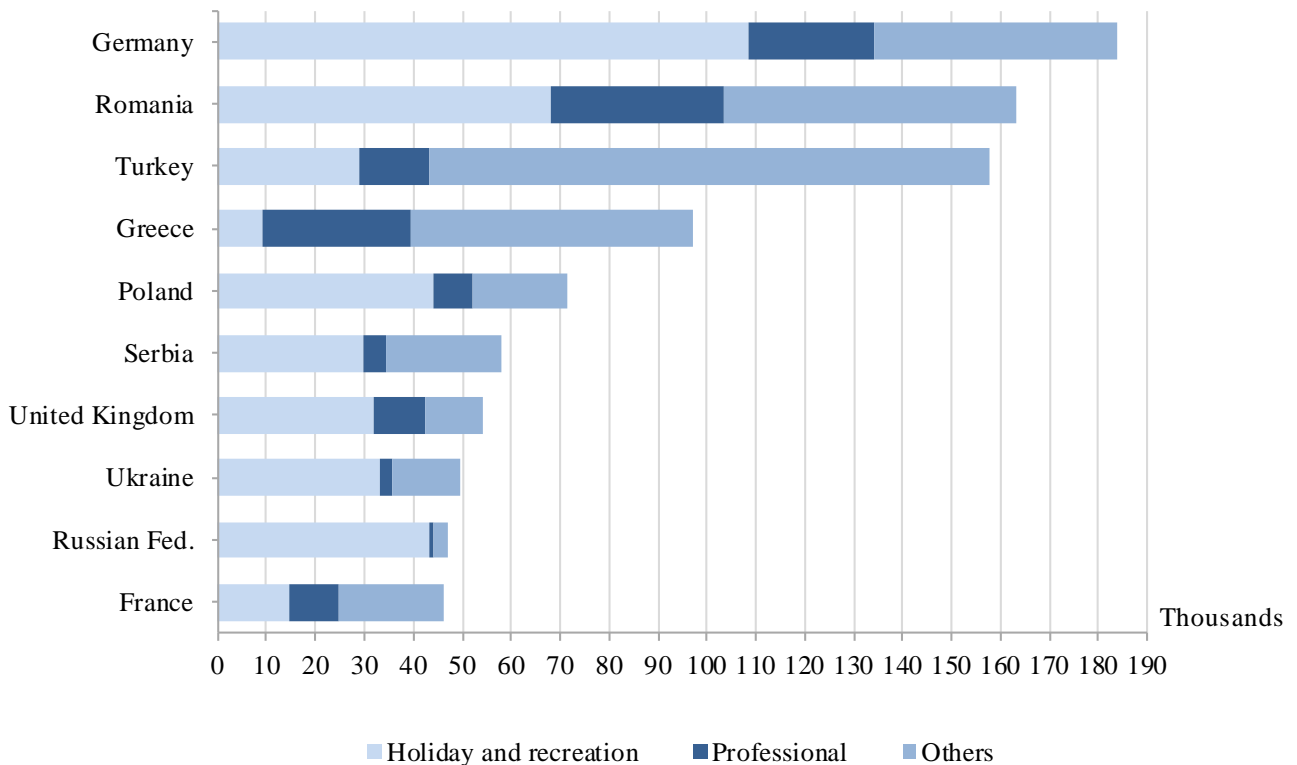


Figure 5. Structure of visits of foreign citizens to Bulgaria by purpose in September 2018



In September 2018 the most visits to Bulgaria were from: Germany - 184.0 thousand, Romania - 163.1 thousand, Turkey - 157.6 thousand, Greece - 97.0 thousand, Poland - 71.5 thousand, Serbia - 58.0 thousand, the United Kingdom - 53.9 thousand, Ukraine - 49.7 thousand, Russian Federation - 47.1 thousand, France - 45.9 thousand (Figure 6).

Figure 6. Top visits by foreigners to Bulgaria by country of residence and purpose in September 2018





Methodological notes

The definitions recommended by the World Tourist Organization and the Methodological manual for tourism by Eurostat are applied by the National Statistical Institute.

In accordance with these definitions **an international tourist** is any person who travels to a country other than his/her permanent residence for less than a year and whose main purpose is not doing any activity for payment in place visited.

The purposes of visiting a country are the following:

- Excursion, holiday or entertainment (visits to cultural or historical landmarks, sport events and other);
- Visiting friends and relatives;
- Professional purposes (business trips, participation in conferences, congresses, concluding deals, and etc.);
- Other (education, medical treatment, and etc.) purposes.

Statistical data on the trips of Bulgarian citizens travelling abroad and visits by foreigners to Bulgaria are obtained on the basis of monthly information received from the Ministry of Interior and sample survey of the National Statistical Institute among Bulgarian and foreign citizens passing through border check points.

Data on the number of the trips of the citizens of the European Union are estimated on the basis of the information obtained from the Ministry of Interior and the airport authorities. Data on the number of citizens from 'third countries' are obtained directly from the Ministry of Interior.

Data on the purposes of the trips are obtained on the basis of the NSI's regular monthly sample survey of passing Bulgarian and foreign citizens through the border check points.



Annex

Table 1

**Trips of Bulgarian residents abroad by purpose of visit
and country of destination in September 2018**

(Number)

Country of destination	Total	Purpose of visit		
		Holiday and recreation	Professional	Others
Total	633407	221016	130726	281665
EU	376843	143379	89205	144259
Austria	19888	2841	8007	9040
Belgium	5282	511	1534	3237
Croatia	2912	2007	556	349
Cyprus	1005	754	-	251
Czech Republic	10368	5733	1152	3483
Denmark	1048	593	254	201
Finland	383	186	124	73
France	14580	6841	2916	4823
Germany	41431	15208	9701	16522
Greece	156160	71299	43001	41860
Hungary	5014	2002	586	2426
Ireland	655	183	164	308
Italy	15914	7714	2571	5629
Malta	651	651	-	-
Netherlands	7770	2207	1875	3688
Poland	7459	2131	2486	2842
Portugal	1712	1467	245	-
Romania	45504	6402	8323	30779
Slovakia	4611	1592	1007	2012
Slovenia	2630	830	218	1582
Spain	12757	7210	1664	3883
Sweden	1929	965	275	689
United Kingdom	16511	3847	2405	10259
Other EU countries	669	205	141	323
Other European countries	243885	73225	40251	130409
The Former Yugoslav Republic of Macedonia	33416	15700	11274	6442
Norway	287	125	162	-
Russian Federation	7353	2250	1286	3817
Serbia	47362	10474	6376	30512
Switzerland	1546	515	125	906
Turkey	152625	43797	20704	88124
Ukraine	1296	364	324	608
Other countries	3651	1488	361	1802
Canada	687	271	-	416
Israel	1521	1217	-	304
USA	1443	-	361	1082
Rest of the world	9028	2924	909	5195



Table 2

**Arrivals of visitors from abroad to Bulgaria
by purpose of visit and country of origin in September 2018**

(Number)

Country of origin	Total	Purpose of visit		
		Holiday and recreation	Professional	Others
Total	1324202	617884	187575	518743
EU	832965	353516	153102	326347
Austria	42073	7827	4288	29958
Belgium	24170	5339	4774	14057
Croatia	3208	1096	377	1735
Cyprus	3869	904	553	2412
Czech Republic	31182	15567	5103	10512
Denmark	5797	3093	828	1876
Finland	5354	4016	196	1142
France	45937	14759	10059	21119
Germany	184003	108618	25361	50024
Greece	97020	9014	30482	57524
Hungary	16231	3111	1153	11967
Ireland	3222	2532	486	204
Italy	20408	5986	5442	8980
Malta	292	188	104	-
Netherlands	15577	7476	2050	6051
Poland	71462	43860	8438	19164
Portugal	2298	766	397	1135
Romania	163067	68244	35162	59661
Slovakia	9540	2063	954	6523
Slovenia	2269	1193	357	719
Spain	16313	5818	4713	5782
Sweden	4660	1527	1107	2026
United Kingdom	53925	32063	10259	11603
Other EU countries	11088	8456	459	2173
Other European countries	363178	174359	26790	162029
The Former Yugoslav Republic of Macedonia	43680	34888	3054	5738
Norway	3098	2925	-	173
Russian Federation	47141	43058	775	3308
Serbia	58005	30027	4567	23411
Switzerland	3953	1316	1755	882
Turkey	157619	29009	14165	114445
Ukraine	49682	33136	2474	14072
Other countries	45140	42105	1033	2002
Canada	2785	2341	93	351
Israel	30038	29453	222	363
Japan	1332	1073	145	114
USA	10985	9238	573	1174
Rest of the world	82919	47904	6650	28365