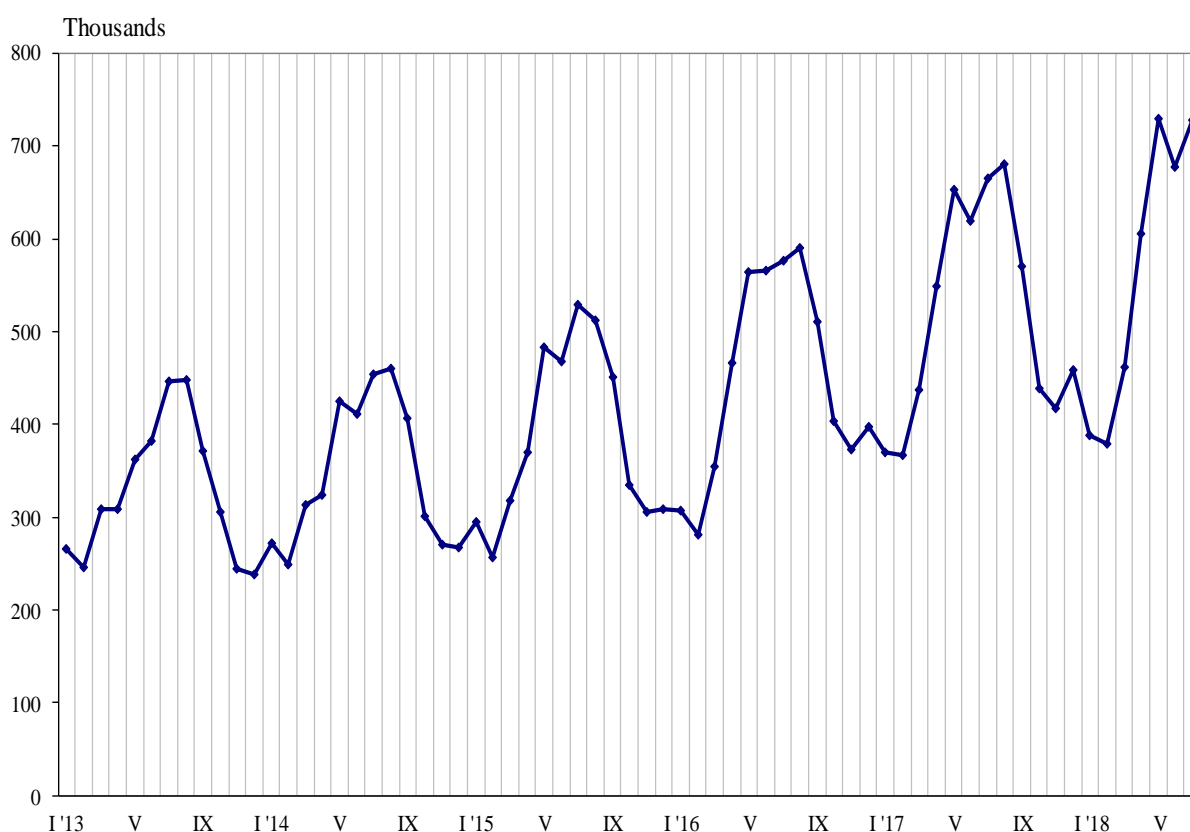




TRIPS OF BULGARIAN RESIDENTS ABROAD AND ARRIVALS OF VISITORS FROM ABROAD TO BULGARIA IN JULY 2018

In July 2018, **the number of the trips of Bulgarian residents abroad** was 727.5 thousand (Annex, Table 1) or by 9.3% above the registered in July 2017 (Figure 1). In comparison with the same month of the previous year, an increase was observed in the total number of the trips of Bulgarians to: Greece - by 14.4%, Turkey - by 14.2%, the Former Yugoslav Republic of Macedonia - by 8.9%, Austria - by 8.7%, Serbia - by 5.9%, Romania - by 4.4%, Italy - by 1.5%. At the same time decreased the trips to: Ukraine - by 16.0%, Portugal - by 5.5%, Germany - by 2.5%, Malta - by 1.8% and etc.

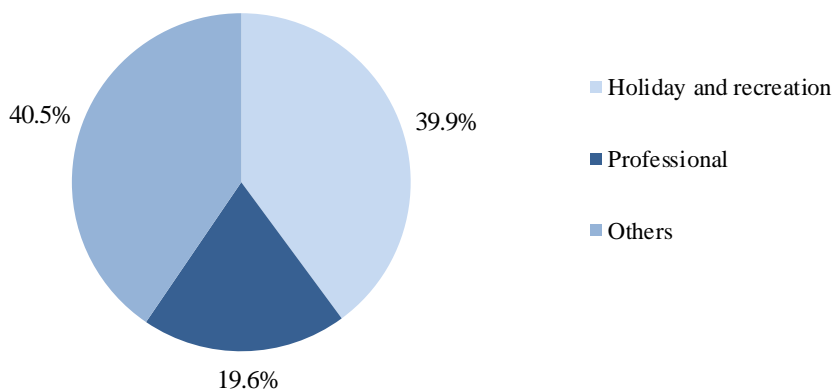
Figure 1. Trips of Bulgarian residents abroad by months



In comparison with July 2017, an increase was registered in the trips with all observed purposes: with professional purpose - by 23.9%, with holiday and recreation purpose - by 6.9%, and with other purposes - by 5.5%. The trips with other purposes (as a guest, education and visit the cultural and sport events) in July 2018 composed the greatest share of the total number of trips of Bulgarian residents abroad - 40.5%, followed by the trips with holiday and recreation purpose - 39.9%, and with professional purpose - 19.6% (Figure 2).

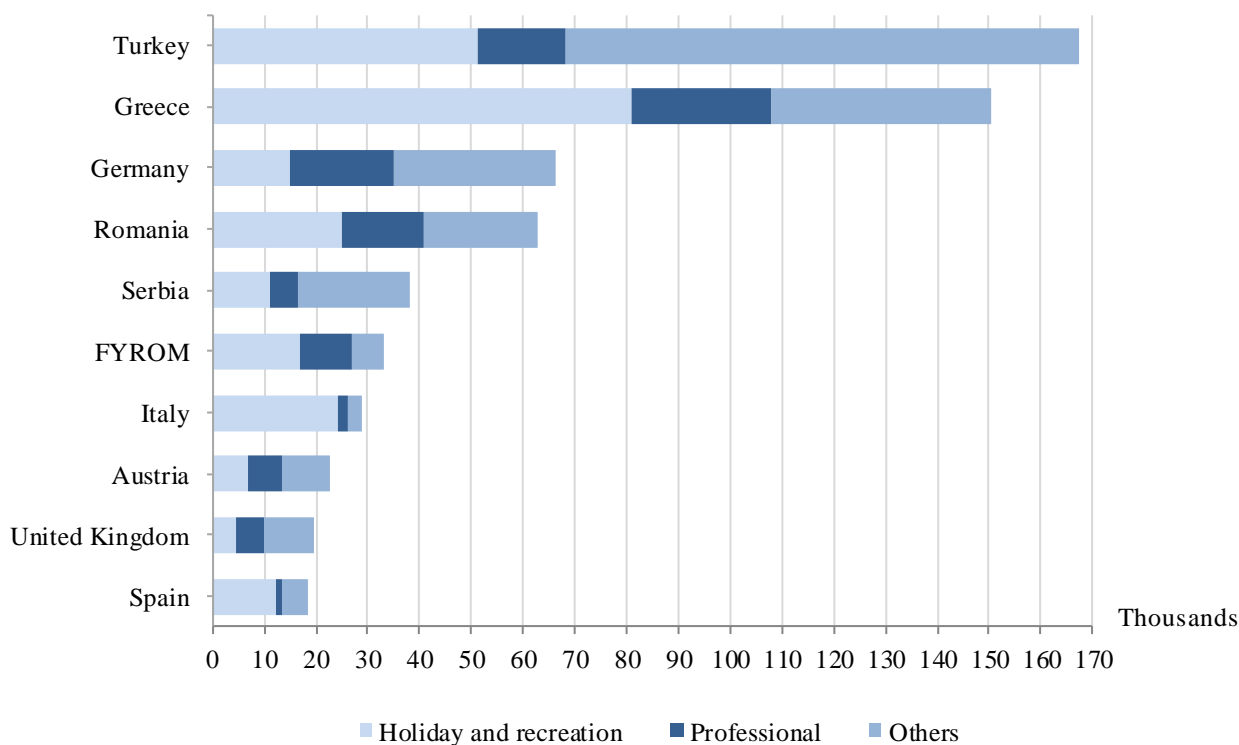


Figure 2. Structure of the trips of Bulgarian residents abroad by purpose of visit in July 2018



In July 2018 most trips of Bulgarian citizens were made to: Turkey - 167.3 thousand, Greece - 150.4 thousand, Germany - 66.1 thousand, Romania - 62.8 thousand, Serbia - 38.1 thousand, the Former Yugoslav Republic of Macedonia - 33.3 thousand, Italy - 28.8 thousand, Austria - 22.6 thousand, the United Kingdom - 19.6 thousand, Spain - 18.5 thousand (Figure 3).

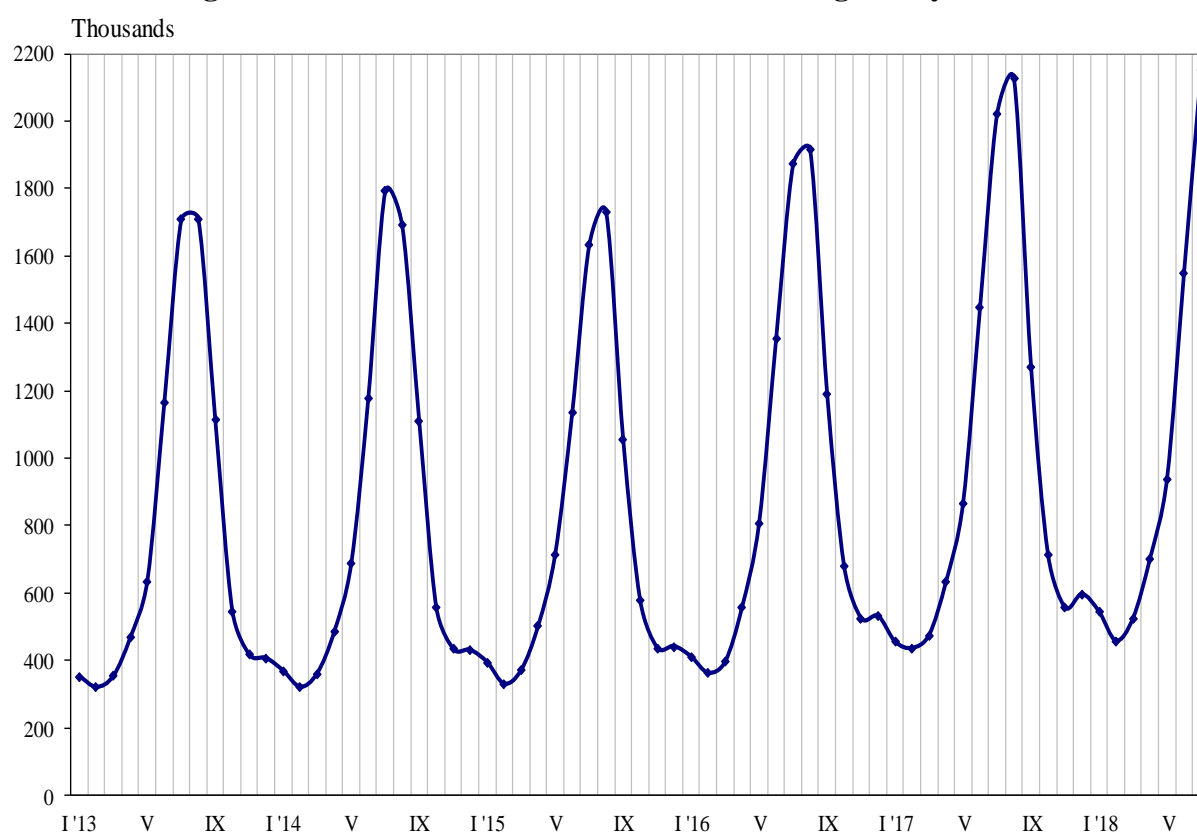
Figure 3. Top foreign destination for Bulgarian residents by purpose of visit in July 2018





In July 2018, **the number of arrivals of visitors from abroad to Bulgaria** was 2 152.8 thousand (Annex, Table 2) or by 6.5% more in comparison with July 2017 (Figure 4). An increase was registered in the trips with all observed purposes: with professional purpose - by 16.7%, with other purposes (including as guest and passing transit) - by 10.3% and with holiday and recreation purpose - by 3.1%. Transit passes through the country were 24.7% (532.3 thousand) of all visits of foreigners to Bulgaria.

Figure 4. Arrivals of visitors from abroad to Bulgaria by months



The share of visits of EU citizens was 61.3% of the total number of foreigners' visits to Bulgaria in July 2018 or by 4.9% more in comparison with the same month of the previous year. An increase was registered in the visits of citizens from the United Kingdom - by 30.4%, Czech Republic - by 26.6%, Belgium - by 25.4%, Romania - by 9.6%, Austria - by 7.6%, Poland - by 4.5%, Germany - by 2.5%, and etc. At the same time decreased the visits from Hungary - by 25.4%, Denmark - by 15.6%, the Netherlands - by 7.2%, France - by 4.9%, and etc.

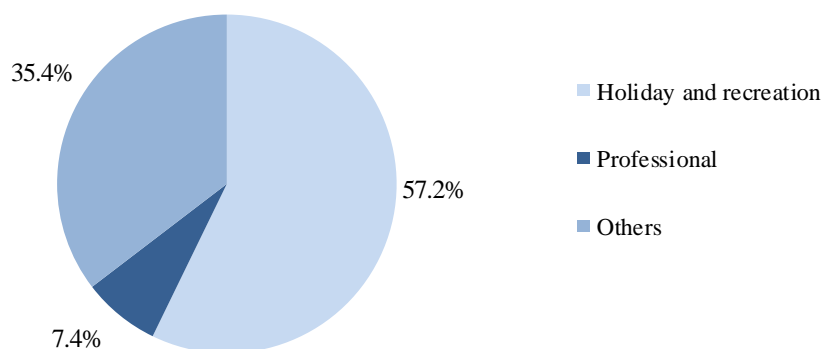
The visits of foreigners in the group 'Other European countries'¹ increased by 9.0%, as the highest growth was observed in the visits of citizens of Ukraine - by 25.9%.

In July 2018, the predominant share of the visits with holiday and recreation purpose was 57.2%, followed by trips with other purposes - 35.4%, and with professional purpose - 7.4% (Figure 5).

¹ Group 'Other European countries' includes countries in Europe outside EU.

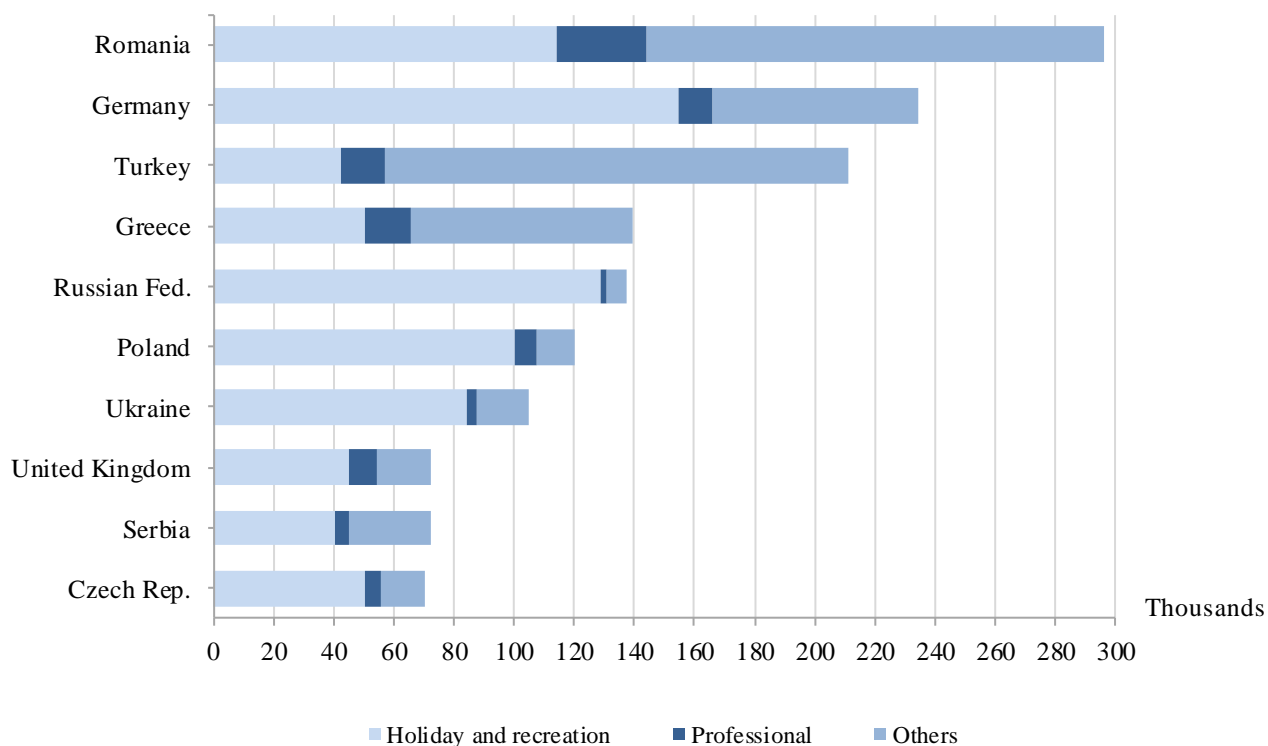


Figure 5. Structure of visits of foreign citizens to Bulgaria by purpose in July 2018



In July 2018 the most visits to Bulgaria were from: Romania - 296.2 thousand, Germany - 234.4 thousand, Turkey - 211.0 thousand, Greece - 139.2 thousand, Russian Federation - 137.1 thousand, Poland - 120.0 thousand, Ukraine - 104.8 thousand, the United Kingdom - 72.4 thousand, Serbia - 72.0 thousand, Czech Republic - 70.3 thousand (Figure 6).

Figure 6. Top visits by foreigners to Bulgaria by country of residence and purpose in July 2018





Methodological notes

The definitions recommended by the World Tourist Organization and the Methodological manual for tourism by Eurostat are applied by the National Statistical Institute.

In accordance with these definitions **an international tourist** is any person who travels to a country other than his/her permanent residence for less than a year and whose main purpose is not doing any activity for payment in place visited.

The purposes of visiting a country are the following:

- Excursion, holiday or entertainment (visits to cultural or historical landmarks, sport events and other);
- Visiting friends and relatives;
- Professional purposes (business trips, participation in conferences, congresses, concluding deals, and etc.);
- Other (education, medical treatment, and etc.) purposes.

Statistical data on the trips of Bulgarian citizens travelling abroad and visits by foreigners to Bulgaria are obtained on the basis of monthly information received from the Ministry of Interior and sample survey of the National Statistical Institute among Bulgarian and foreign citizens passing through border check points.

Data on the number of the trips of the citizens of the European Union are estimated on the basis of the information obtained from the Ministry of Interior and the airport authorities. Data on the number of citizens from 'third countries' are obtained directly from the Ministry of Interior.

Data on the purposes of the trips are obtained on the basis of the NSI's regular monthly sample survey of passing Bulgarian and foreign citizens through the border check points.



Annex

Table 1

**Trips of Bulgarian residents abroad by purpose of visit
and country of destination in July 2018**

(Number)

Country of destination	Total	Purpose of visit		
		Holiday and recreation	Professional	Others
Total	727471	289935	142712	294824
EU	459113	198942	103487	156684
Austria	22646	6968	6620	9058
Belgium	6074	1329	2467	2278
Croatia	5902	1268	1080	3554
Cyprus	1192	353	243	596
Czech Republic	12670	2576	5916	4178
Denmark	3912	1304	652	1956
Finland	522	174	261	87
France	13138	5558	3786	3794
Germany	66145	15135	20048	30962
Greece	150372	80809	27337	42226
Hungary	10082	5761	2881	1440
Ireland	1637	1091	546	-
Italy	28771	24060	2055	2656
Malta	2493	2493	-	-
Netherlands	7851	937	2552	4362
Poland	4483	1855	969	1659
Portugal	3984	2857	797	330
Romania	62772	25109	15601	22062
Slovakia	5584	620	708	4256
Slovenia	6020	881	839	4300
Spain	18470	12165	1378	4927
Sweden	1405	438	405	562
United Kingdom	19640	4399	5656	9585
Other EU countries	3348	802	690	1856
Other European countries	251743	84489	35274	131980
The Former Yugoslav Republic of Macedonia	33331	16845	10035	6451
Norway	1413	1193	220	-
Russian Federation	7032	2344	1809	2879
Serbia	38142	11088	5322	21732
Switzerland	1761	491	352	918
Turkey	167301	51423	16845	99033
Ukraine	2763	1105	691	967
Other countries	3511	1043	838	1630
Canada	676	232	106	338
Israel	1440	538	492	410
USA	1395	273	240	882
Rest of the world	13104	5461	3113	4530



Table 2

**Arrivals of visitors from abroad to Bulgaria
by purpose of visit and country of origin in July 2018**

(Number)

Country of origin	Total	Purpose of visit		
		Holiday and recreation	Professional	Others
Total	2152833	1232647	158847	761339
EU	1320571	699259	117569	503743
Austria	36818	15572	3470	17776
Belgium	44316	10392	3228	30696
Croatia	2672	1024	891	757
Cyprus	4338	1894	739	1705
Czech Republic	70328	50445	5182	14701
Denmark	25737	15037	1005	9695
Finland	8426	7778	-	648
France	54331	28226	6287	19818
Germany	234385	154401	11689	68295
Greece	139172	50147	15726	73299
Hungary	21988	13477	3547	4964
Ireland	8730	5034	624	3072
Italy	26625	8875	2408	15342
Malta	510	328	-	182
Netherlands	58100	18436	5367	34297
Poland	120032	100272	6916	12844
Portugal	2693	2020	-	673
Romania	296167	114048	30219	151900
Slovakia	34243	17473	3028	13742
Slovenia	2576	1846	503	227
Spain	16204	7749	1409	7046
Sweden	17197	12284	4913	-
United Kingdom	72420	45346	8982	18092
Other EU countries	22563	17155	1436	3972
Other European countries	615225	368721	32304	214200
The Former Yugoslav Republic of Macedonia	56043	47138	3010	5895
Norway	26961	23356	1797	1808
Russian Federation	137091	128490	2056	6545
Serbia	71988	40662	4452	26874
Switzerland	7368	1973	3764	1631
Turkey	211017	42675	14090	154252
Ukraine	104757	84427	3135	17195
Other countries	65384	61060	990	3334
Canada	3694	3014	56	624
Israel	44045	43335	323	387
Japan	1107	899	117	91
USA	16538	13812	494	2232
Rest of the world	151653	103607	7984	40062