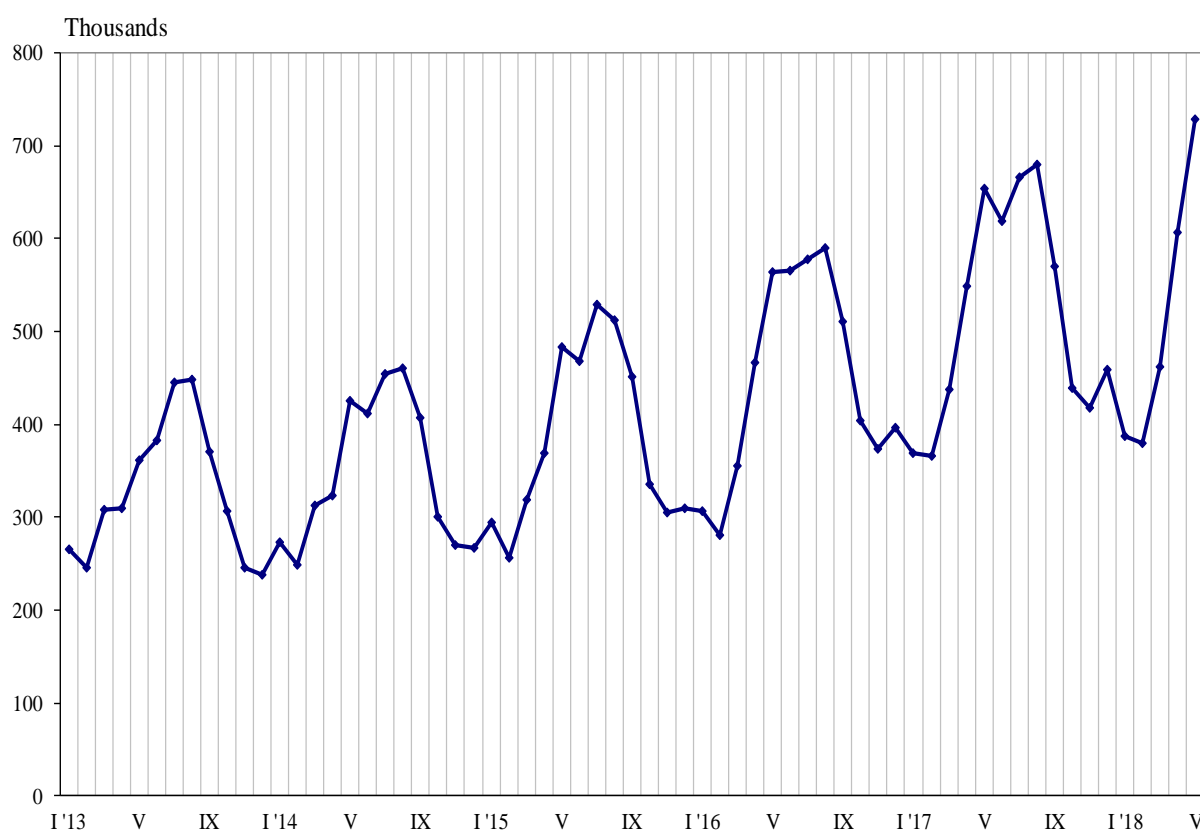




TRIPS OF BULGARIAN RESIDENTS ABROAD AND ARRIVALS OF VISITORS FROM ABROAD TO BULGARIA IN MAY 2018

In May 2018, **the number of the trips of Bulgarian residents abroad** was 728.9 thousand (Annex, Table 1) or by 11.6% above the registered in May 2017 (Figure 1). In comparison with the same month of the previous year, an increase was observed in the total number of the trips of Bulgarians to: Italy - by 29.4%, Belgium - by 25.1%, Serbia - by 22.0%, Spain - by 19.9%, the Former Yugoslav Republic of Macedonia - by 17.9%, Turkey - by 14.2%, Austria - by 11.4%, Romania - by 10.8%, Greece - by 10.5%, the United Kingdom - by 7.5%, Germany - by 6.3%, and etc.

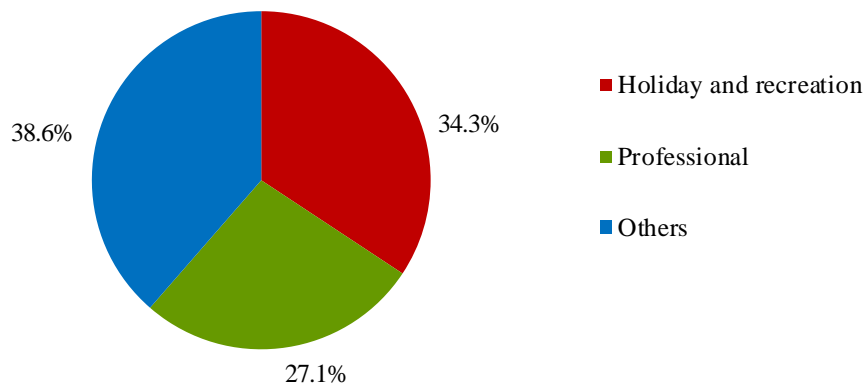
Figure 1. Trips of Bulgarian residents abroad by months



In comparison with May 2017, an increase was registered in the trips with all observed purposes: with professional purpose - by 17.6%, with other purposes - by 12.6%, and with holiday and recreation purpose - by 6.1%. The trips with other purposes (as a guest, education and visit the cultural and sport events) in May 2018 composed the greatest share of the total number of trips of Bulgarian residents abroad - 38.6%, followed by the trips with holiday and recreation purpose - 34.3%, and with professional purpose - 27.1% (Figure 2).

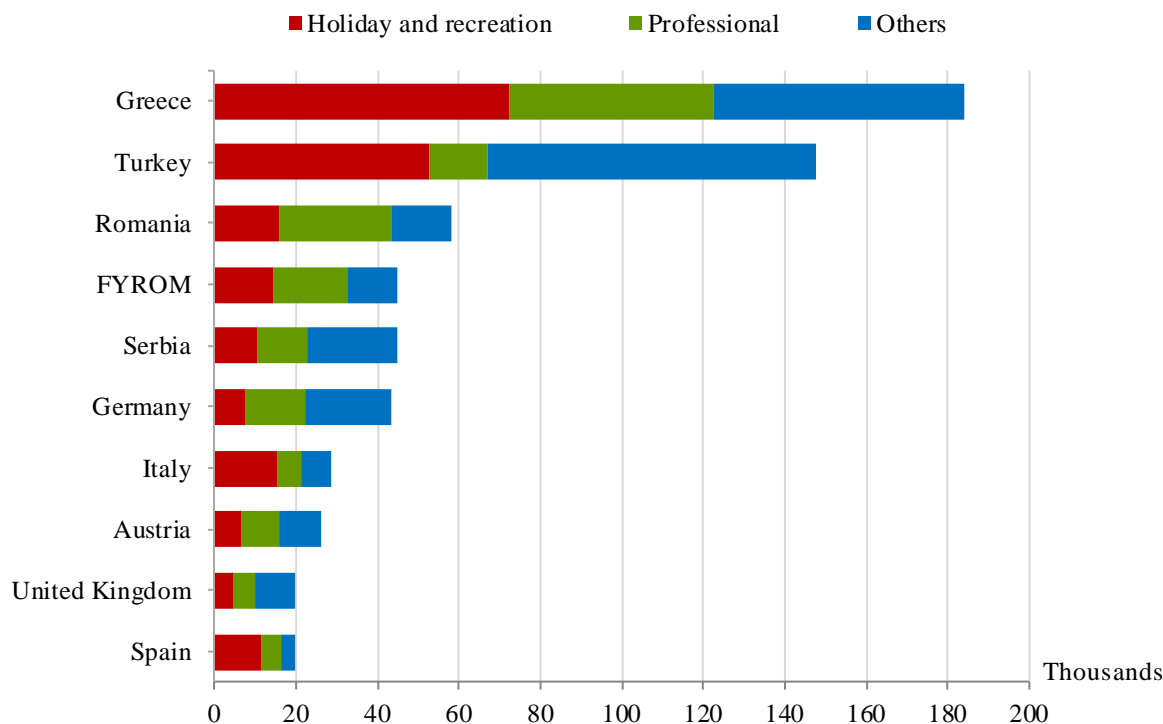


Figure 2. Structure of the trips of Bulgarian residents abroad by purpose of visit in May 2018



In May 2018 most trips of Bulgarian citizens were made to: Greece - 184.2 thousand, Turkey - 147.4 thousand, Romania - 58.1 thousand, the Former Yugoslav Republic of Macedonia - 45.1 thousand, Serbia - 44.8 thousand, Germany - 43.3 thousand, Italy - 28.9 thousand, Austria - 26.0 thousand, the United Kingdom - 20.0 thousand, Spain - 19.8 thousand (Figure 3).

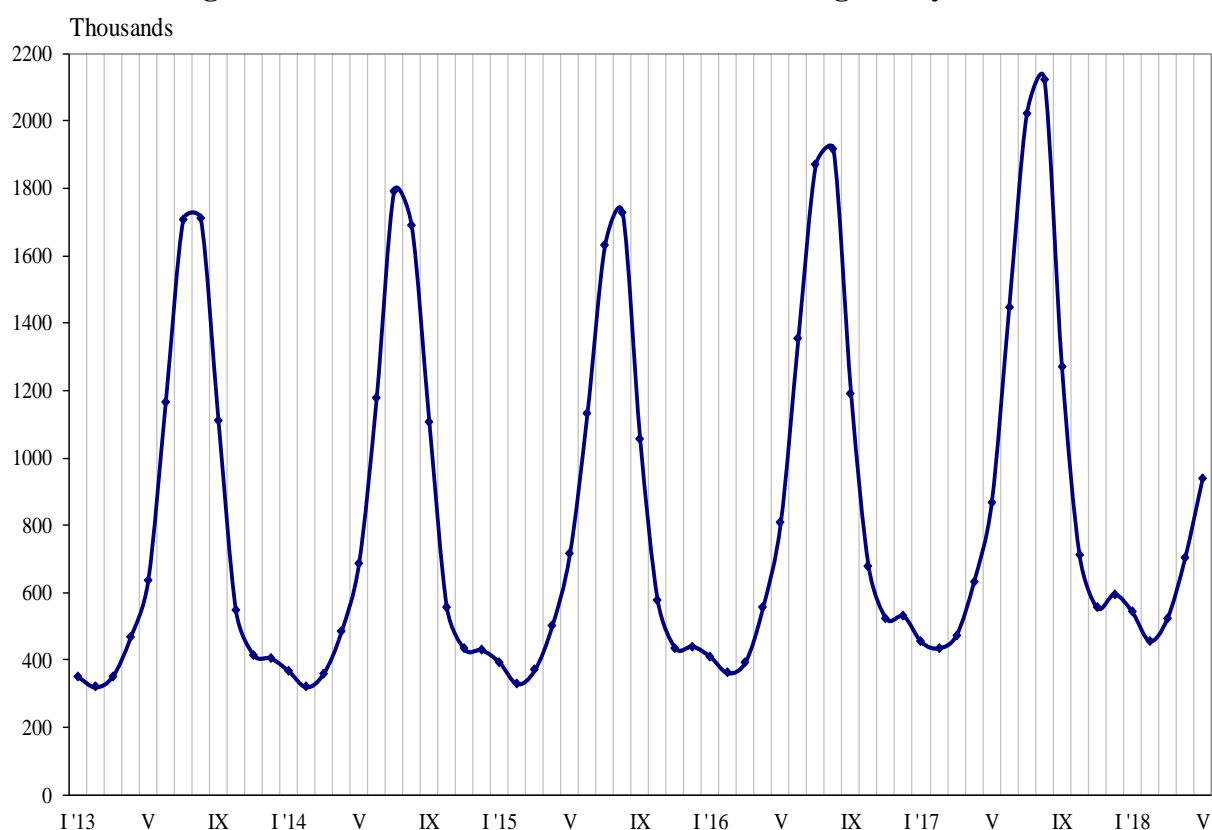
Figure 3. Top foreign destination for Bulgarian residents by purpose of visit in May 2018





In May 2018, **the number of arrivals of visitors from abroad to Bulgaria** was 938.6 thousand (Annex, Table 2) or by 8.4% more in comparison with May 2017 (Figure 4). An increase was registered in the trips with professional purpose - by 23.5% and with holiday and recreation purpose - by 14.8%, while those with other purposes (including as guest and passing transit) decreased by 2.4%. Transit passes through the country were 23.9% (224.6 thousand) of all visits of foreigners to Bulgaria.

Figure 4. Arrivals of visitors from abroad to Bulgaria by months



The share of visits of EU citizens was 63.7% of the total number of foreigners' visits to Bulgaria in May 2018 or by 8.2% more in comparison with the same month of the previous year. An increase was registered in the visits of citizens from Poland - by 83.2%, France - by 71.5%, Germany - by 24.0%, the United Kingdom - by 14.9%, and etc. At the same time decreased the visits from Hungary - by 11.1%, Sweden - by 6.9%, Czech Republic - by 5.9%, Greece - by 1.9%, and etc.

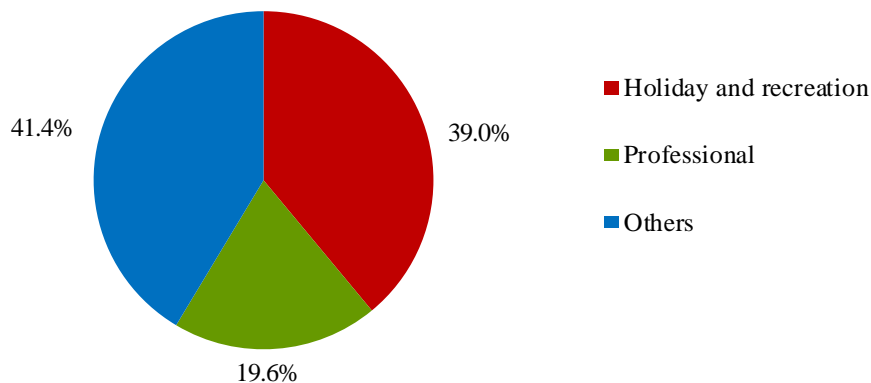
The visits of foreigners in the group 'Other European countries'¹ increased by 7.0%, as the highest growth was observed in the visits of citizens of Ukraine - by 21.7%.

In May 2018, the predominant share of the visits with other purposes was 41.4%, followed by trips with holiday and recreation purpose - 39.0%, and with professional purpose - 19.6% (Figure 5).

¹ Group 'Other European countries' includes countries in Europe outside EU.

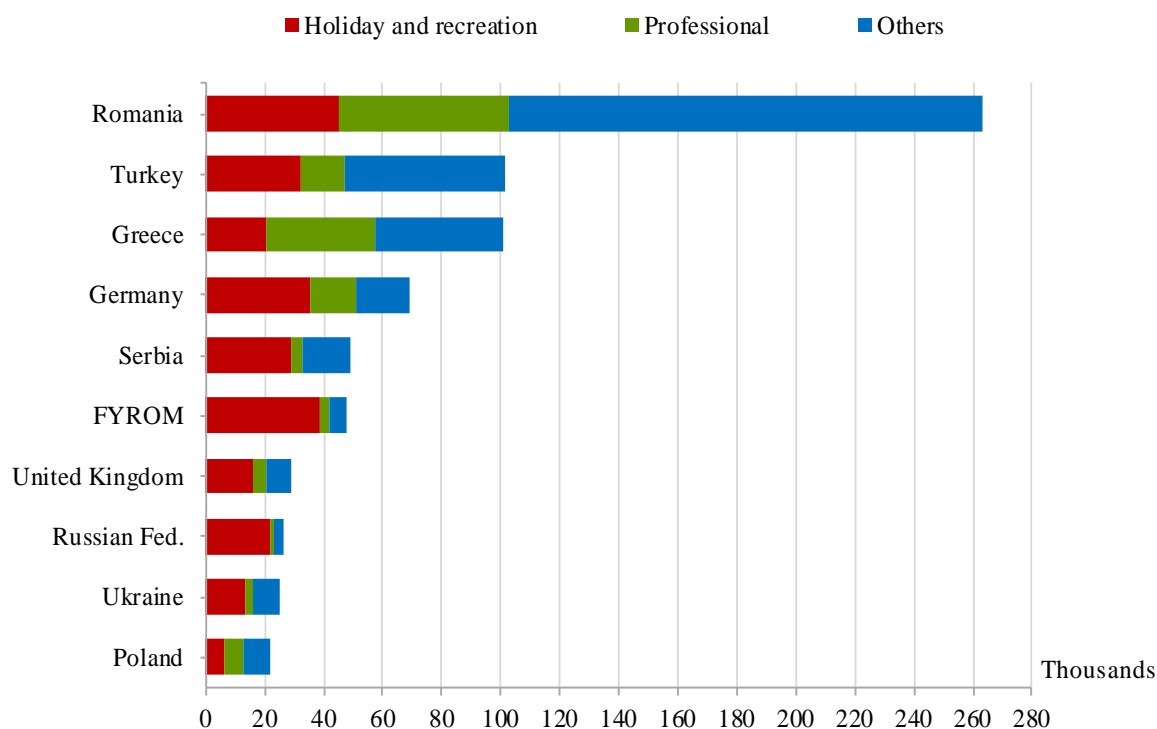


Figure 5. Structure of visits of foreign citizens to Bulgaria by purpose in May 2018



In May 2018 the most visits to Bulgaria were from: Romania - 263.1 thousand, Turkey - 101.4 thousand, Greece - 100.7 thousand, Germany - 68.8 thousand, Serbia - 48.8 thousand, the Former Yugoslav Republic of Macedonia - 47.7 thousand, the United Kingdom - 28.9 thousand, Russian Federation - 26.3 thousand, Ukraine - 24.8 thousand, Poland - 21.8 thousand (Figure 6).

Figure 6. Top visits by foreigners to Bulgaria by country of residence and purpose in May 2018





Methodological notes

The definitions recommended by the World Tourist Organization and the Methodological manual for tourism by Eurostat are applied by the National Statistical Institute.

In accordance with these definitions **an international tourist** is any person who travels to a country other than his/her permanent residence for less than a year and whose main purpose is not doing any activity for payment in place visited.

The purposes of visiting a country are the following:

- Excursion, holiday or entertainment (visits to cultural or historical landmarks, sport events and other);
- Visiting friends and relatives;
- Professional purposes (business trips, participation in conferences, congresses, concluding deals, and etc.);
- Other (education, medical treatment, and etc.) purposes.

Statistical data on the trips of Bulgarian citizens travelling abroad and visits by foreigners to Bulgaria are obtained on the basis of monthly information received from the Ministry of Interior and sample survey of the National Statistical Institute among Bulgarian and foreign citizens passing through border check points.

Data on the number of the trips of the citizens of the European Union are estimated on the basis of the information obtained from the Ministry of Interior and the airport authorities. Data on the number of citizens from 'third countries' are obtained directly from the Ministry of Interior.

Data on the purposes of the trips are obtained on the basis of the NSI's regular monthly sample survey of passing Bulgarian and foreign citizens through the border check points.



Annex

Table 1

**Trips of Bulgarian residents abroad by purpose of visit
and country of destination in May 2018**

(Number)

Country of destination	Total	Purpose of visit		
		Holiday and recreation	Professional	Others
Total	728898	249862	197932	281104
EU	456596	160060	142400	154136
Austria	25974	6494	9623	9857
Belgium	11843	1521	8513	1809
Croatia	4557	2738	1026	793
Cyprus	1283	713	-	570
Czech Republic	8651	4003	3118	1530
Denmark	2312	867	289	1156
Finland	333	138	195	-
France	15476	6632	1658	7186
Germany	43323	7459	14919	20945
Greece	184194	72391	50300	61503
Hungary	6220	3066	1119	2035
Ireland	1023	508	316	199
Italy	28885	15308	5975	7602
Malta	620	377	-	243
Netherlands	5107	1057	704	3346
Poland	8836	1982	3802	3052
Portugal	844	422	236	186
Romania	58082	16024	27320	14738
Slovakia	1833	804	372	657
Slovenia	1693	673	380	640
Spain	19800	11517	4683	3600
Sweden	1050	317	525	208
United Kingdom	20033	4753	5432	9848
Other EU countries	4624	296	1895	2433
Other European countries	248110	80018	47925	120167
The Former Yugoslav Republic of Macedonia	45053	14609	18119	12325
Norway	966	316	291	359
Russian Federation	5898	956	2232	2710
Serbia	44836	10473	12105	22258
Switzerland	992	496	294	202
Turkey	147404	52625	14158	80621
Ukraine	2961	543	726	1692
Other countries	7582	3504	1655	2423
Canada	619	351	268	-
Israel	3208	2064	609	535
USA	3755	1089	778	1888
Rest of the world	16610	6280	5952	4378



Table 2

**Arrivals of visitors from abroad to Bulgaria
by purpose of visit and country of origin in May 2018**

(Number)

Country of origin	Total	Purpose of visit		
		Holiday and recreation	Professional	Others
Total	938642	366505	183694	388443
EU	597575	171898	149093	276584
Austria	10059	2046	3547	4466
Belgium	8470	4561	1564	2345
Croatia	3909	1861	1266	782
Cyprus	2536	773	317	1446
Czech Republic	6619	2961	1002	2656
Denmark	2499	1528	783	188
Finland	4469	3004	596	869
France	19093	8119	7443	3531
Germany	68834	35473	15416	17945
Greece	100731	20323	37111	43297
Hungary	6075	908	592	4575
Ireland	2527	1595	421	511
Italy	14203	4497	4371	5335
Malta	374	374	-	-
Netherlands	5865	2991	1026	1848
Poland	21813	6610	5915	9288
Portugal	1434	661	478	295
Romania	263147	45137	57448	160562
Slovakia	2556	1278	170	1108
Slovenia	2716	823	805	1088
Spain	6951	2578	1655	2718
Sweden	4194	2581	968	645
United Kingdom	28936	15818	4559	8559
Other EU countries	9565	5398	1640	2527
Other European countries	254193	137983	26377	89833
The Former Yugoslav Republic of Macedonia	47698	38640	3046	6012
Norway	2635	1208	847	580
Russian Federation	26296	22122	1042	3132
Serbia	48846	29085	3893	15868
Switzerland	2531	1223	421	887
Turkey	101380	32431	14425	54524
Ukraine	24807	13274	2703	8830
Other countries	30737	28249	1047	1441
Canada	2203	1898	76	229
Israel	16021	15653	219	149
Japan	1905	1770	68	67
USA	10608	8928	684	996
Rest of the world	56137	28375	7177	20585