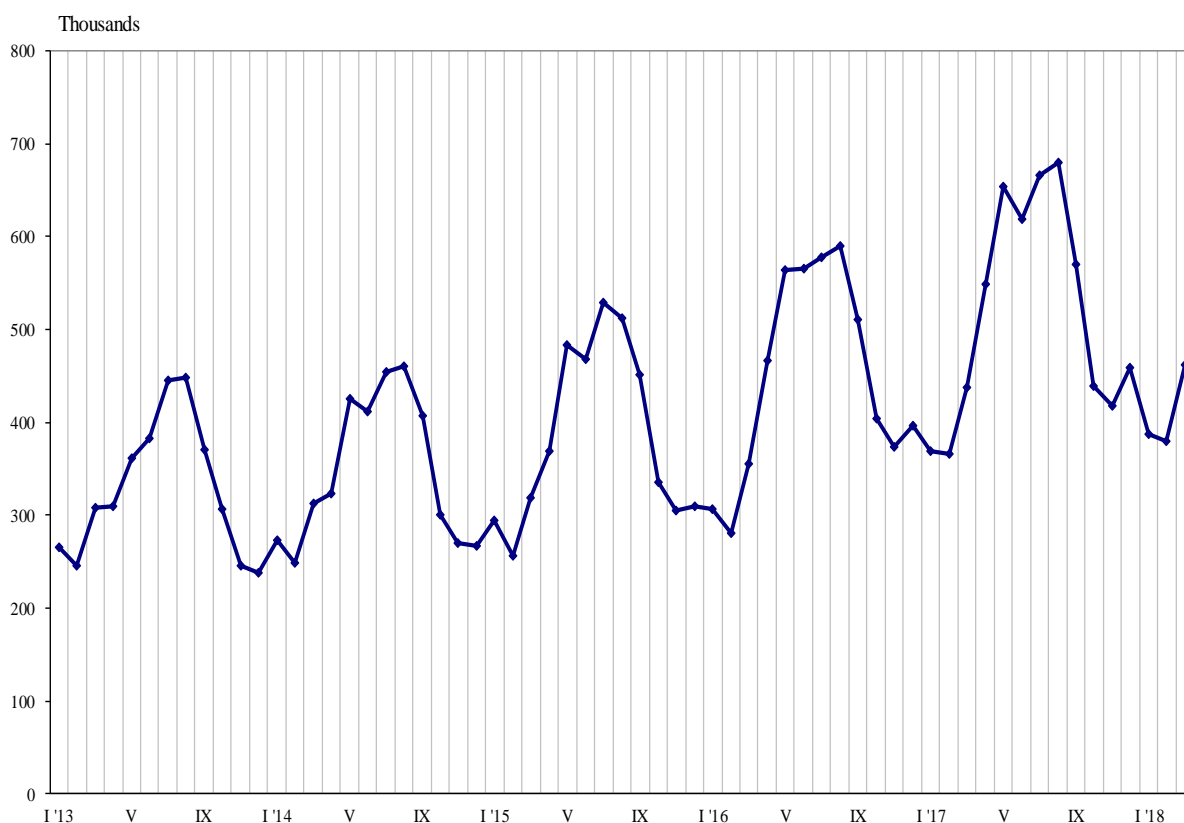




TRIPS OF BULGARIAN RESIDENTS ABROAD AND ARRIVALS OF VISITORS FROM ABROAD TO BULGARIA IN MARCH 2018

In March 2018, **the number of the trips of Bulgarian residents abroad** was 461.9 thousand (Annex, Table 1) or by 5.6% above the registered in March 2017 (Figure 1). In comparison with the same month of the previous year, an increase was observed in the total number of the trips of Bulgarians to: Romania - by 17.7%, Germany - by 7.9%, Greece - by 4.1%, Turkey - by 2.8%, Serbia - by 2.1%, and etc. At the same time decreased the number of the trips of Bulgarians to: the Netherlands - by 3.2%, Czech Republic - by 2.8%, Spain - by 0.6%, the Former Yugoslav Republic of Macedonia - by 0.5%, and etc.

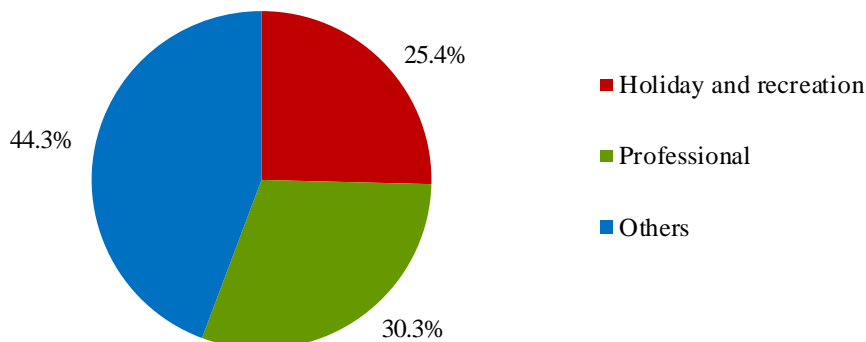
Figure 1. Trips of Bulgarian residents abroad by months



In comparison with March 2017, an increase was registered in the trips with all observed purposes: with holiday and recreation purpose - by 7.0%, with other purposes - by 5.2% and with professional purpose - by 4.9%. The trips with other purposes (as a guest, education and visit the cultural and sport events) in March 2018 composed the greatest share of the total number of trips of Bulgarian residents abroad - 44.3%, followed by the trips with professional purpose - 30.3%, and with holiday and recreation purpose - 25.4% (Figure 2).

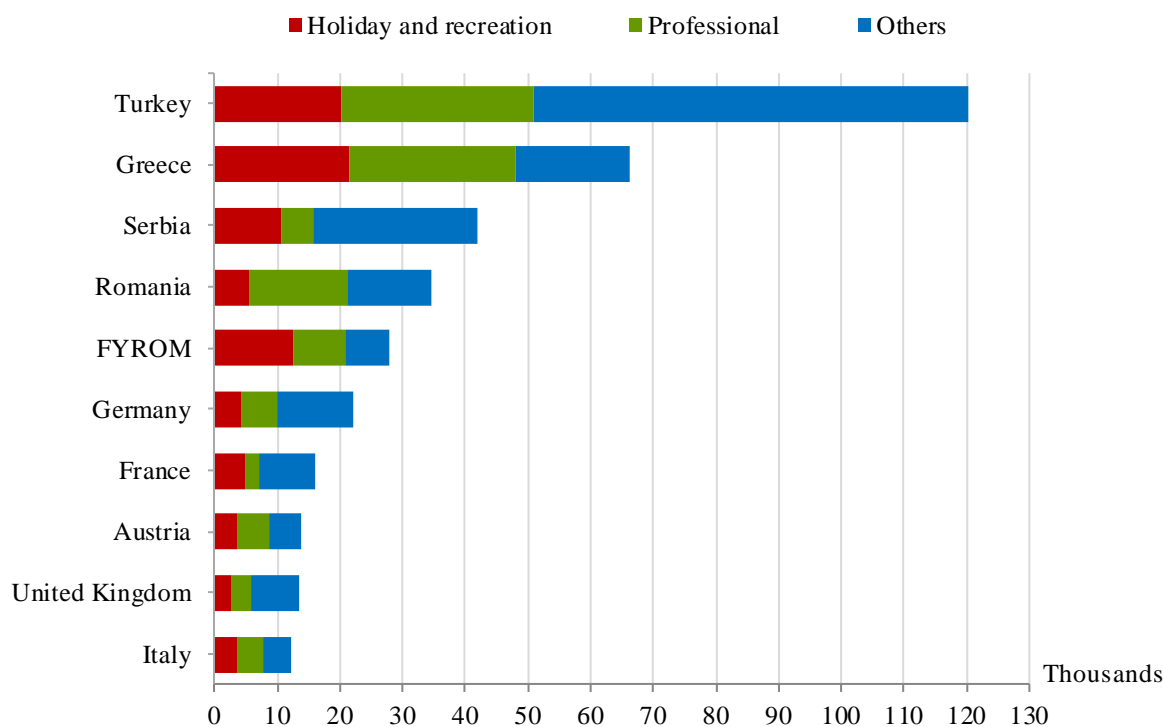


Figure 2. Structure of the trips of Bulgarian residents abroad by purpose of visit in March 2018



In March 2018 most trips of Bulgarian citizens were made to: Turkey - 120.5 thousand, Greece - 66.2 thousand, Serbia - 42.1 thousand, Romania - 34.8 thousand, the Former Yugoslav Republic of Macedonia - 27.9 thousand, Germany - 22.3 thousand, France - 16.1 thousand, Austria - 13.7 thousand, the United Kingdom - 13.5 thousand, Italy - 12.2 thousand (Figure 3).

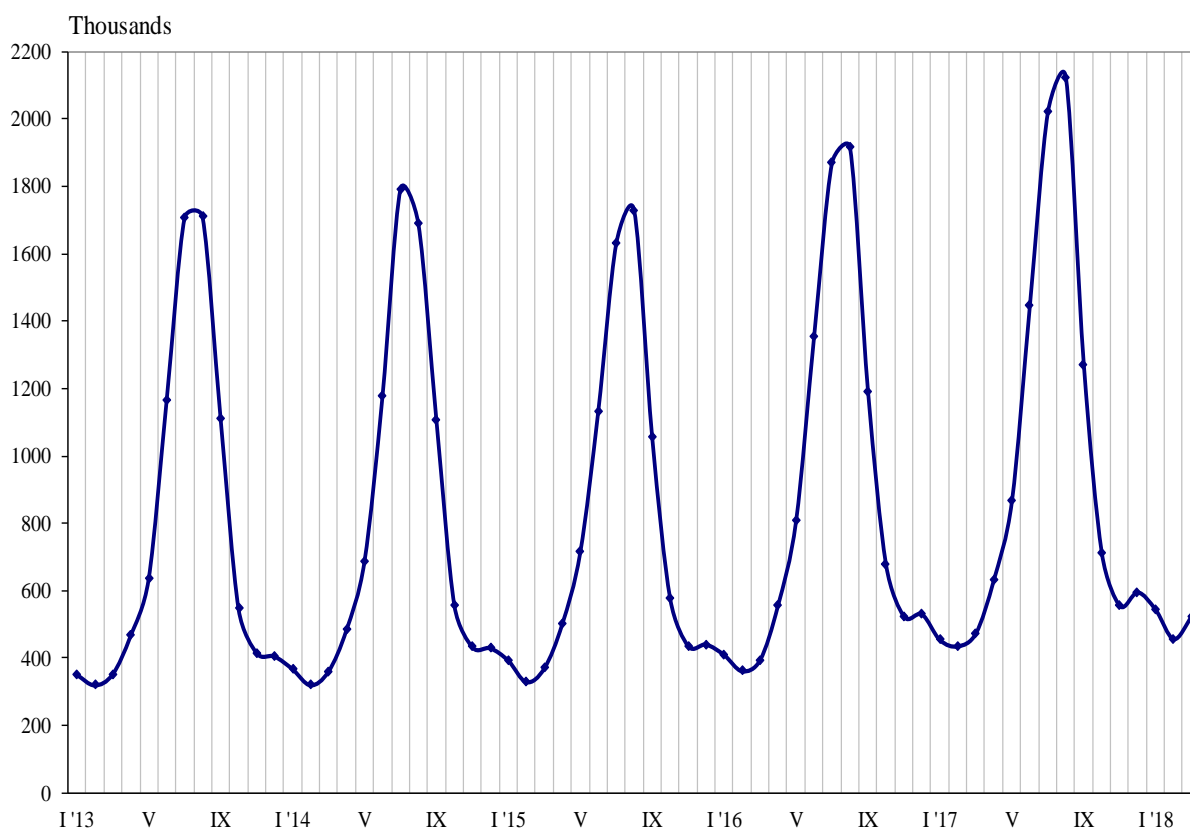
Figure 3. Top foreign destination for Bulgarian residents by purpose of visit in March 2018





In March 2018, **the number of arrivals of visitors from abroad to Bulgaria** was 524.3 thousand (Annex, Table 2) or by 10.5% more in comparison with March 2017 (Figure 4). An increase was registered in the trips by all observed purposes: with other purposes (including as guest and passing transit) - by 14.4%, with holiday and recreation purpose - by 8.3%, and with professional purpose - by 7.2%. Transit passes through the country were 23.2% (121.4 thousand) of all visits of foreigners to Bulgaria.

Figure 4. Arrivals of visitors from abroad to Bulgaria by months



The share of visits of EU citizens was 48.7% of the total number of foreigners' visits to Bulgaria in March 2018 or by 9.9% more in comparison with the same month of the previous year. An increase was registered in the visits of citizens from Germany - by 25.4%, the United Kingdom - by 24.1%, Italy - by 13.9%, Greece - by 6.0%, Romania - by 3.4%, and etc. At the same time decreased the visits from Austria - by 30.3%, Czech Republic - by 28.4%, Croatia - by 4.3%, and etc.

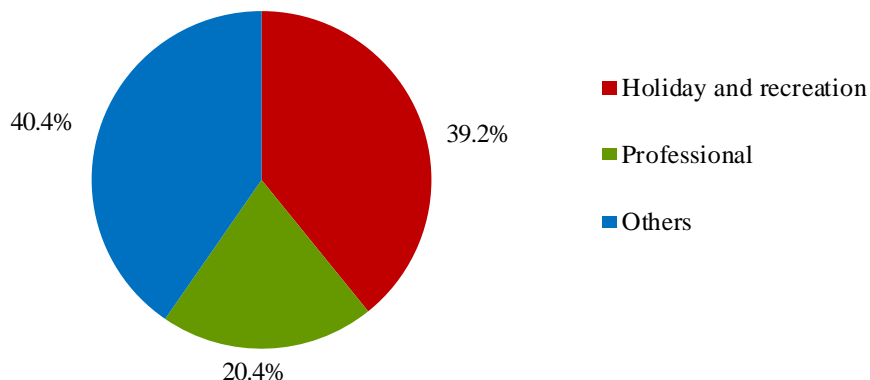
The visits of foreigners in the group 'Other European countries'¹ increased by 8.5%, as the highest growth was observed in the visits of citizens of Turkey - by 15.4%.

In March 2018, the predominant share of the visits with other purposes was 40.4%, followed by trips with holiday and recreation purpose - 39.2%, and with professional purpose - 20.4% (Figure 5).

¹ Group 'Other European countries' includes countries in Europe outside EU.

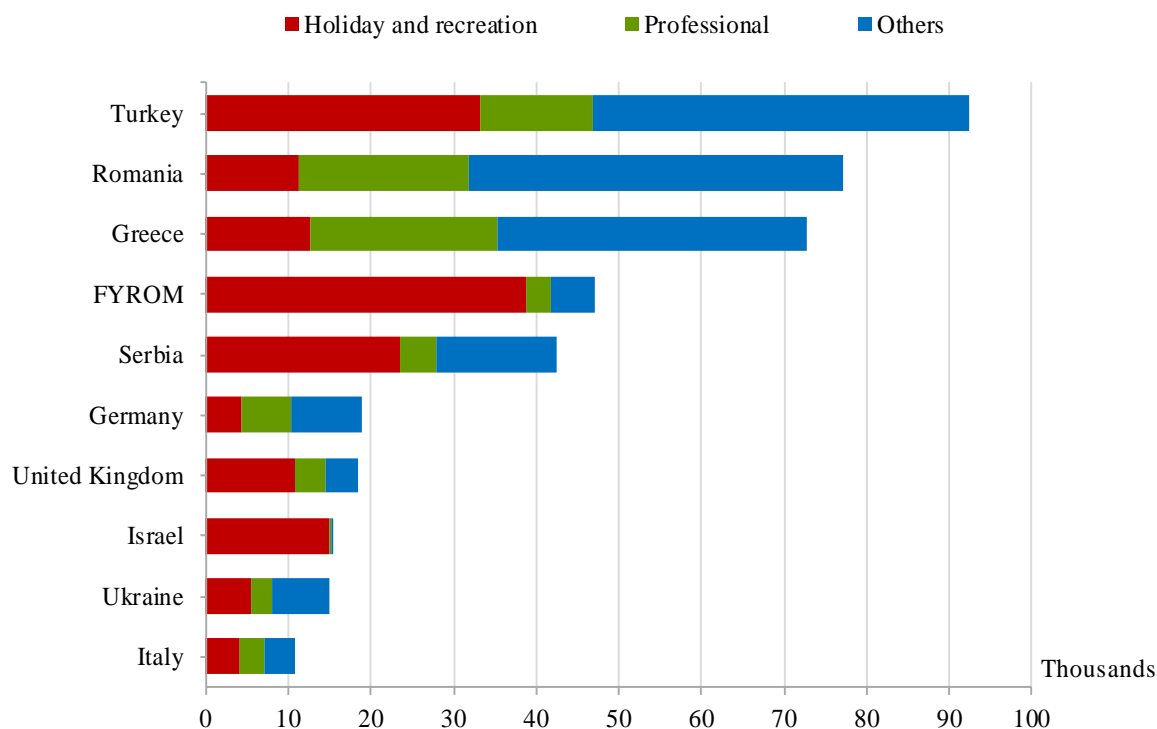


Figure 5. Structure of visits of foreign citizens to Bulgaria by purpose in March 2018



In March 2018 the most visits to Bulgaria were from: Turkey - 92.4 thousand, Romania - 77.1 thousand, Greece - 72.7 thousand, the Former Yugoslav Republic of Macedonia - 47.1 thousand, Serbia - 42.5 thousand, Germany - 18.9 thousand, the United Kingdom - 18.5 thousand, Israel - 15.3 thousand, Ukraine - 14.8 thousand, Italy - 10.7 thousand (Figure 6).

Figure 6. Top visits by foreigners to Bulgaria by country of residence and purpose in March 2018





Methodological notes

The definitions recommended by the World Tourist Organization and the Methodological manual for tourism by Eurostat are applied by the National Statistical Institute.

In accordance with these definitions **an international tourist** is any person who travels to a country other than his/her permanent residence for less than a year and whose main purpose is not doing any activity for payment in place visited.

The purposes of visiting a country are the following:

- Excursion, holiday or entertainment (visits to cultural or historical landmarks, sport events and other);
- Visiting friends and relatives;
- Professional purposes (business trips, participation in conferences, congresses, concluding deals, and etc.);
- Other (education, medical treatment, and etc.) purposes.

Statistical data on the trips of Bulgarian citizens travelling abroad and visits by foreigners to Bulgaria are obtained on the basis of monthly information received from the Ministry of Interior and sample survey of the National Statistical Institute among Bulgarian and foreign citizens passing through border check points.

Data on the number of the trips of the citizens of the European Union are estimated on the basis of the information obtained from the Ministry of Interior and the airport authorities. Data on the number of citizens from 'third countries' are obtained directly from the Ministry of Interior.

Data on the purposes of the trips are obtained on the basis of the NSI's regular monthly sample survey of passing Bulgarian and foreign citizens through the border check points.



Annex

Table 1

**Trips of Bulgarian residents abroad by purpose of visit
and country of destination in March 2018**

(Number)

Country of destination	Total	Purpose of visit		
		Holiday and recreation	Professional	Others
Total	461914	117241	139926	204747
EU	246833	65121	89343	92369
Austria	13735	3552	5210	4973
Belgium	8183	463	5625	2095
Croatia	2944	1049	723	1172
Cyprus	1402	922	-	480
Czech Republic	8761	2877	3300	2584
Denmark	3960	-	2262	1698
Finland	184	103	-	81
France	16061	4925	2270	8866
Germany	22280	4372	5621	12287
Greece	66196	21592	26467	18137
Hungary	4522	532	2128	1862
Ireland	560	158	196	206
Italy	12174	3492	4435	4247
Malta	745	559	-	186
Netherlands	7353	1200	2799	3354
Poland	5996	1393	2837	1766
Portugal	1975	1317	658	-
Romania	34769	5512	15632	13625
Slovakia	3490	985	799	1706
Slovenia	2130	798	271	1061
Spain	10687	6107	2714	1866
Sweden	3283	520	1313	1450
United Kingdom	13467	2693	3168	7606
Other EU countries	1976	-	915	1061
Other European countries	199012	44680	47085	107247
The Former Yugoslav Republic of Macedonia	27931	12626	8417	6888
Norway	220	101	119	-
Russian Federation	4932	658	1425	2849
Serbia	42141	10621	5242	26278
Switzerland	1813	474	506	833
Turkey	120455	20200	30725	69530
Ukraine	1520	-	651	869
Other countries	3643	1424	558	1661
Canada	646	326	113	207
Israel	1514	576	-	938
USA	1483	522	445	516
Rest of the world	12426	6016	2940	3470



Table 2

**Arrivals of visitors from abroad to Bulgaria
by purpose of visit and country of origin in March 2018**

(Number)

Country of origin	Total	Purpose of visit		
		Holiday and recreation	Professional	Others
Total	524291	205767	106719	211805
EU	255264	60909	75460	118895
Austria	5559	1726	2297	1536
Belgium	3118	508	1155	1455
Croatia	2038	679	762	597
Cyprus	1431	293	515	623
Czech Republic	2282	766	975	541
Denmark	1024	256	768	-
Finland	849	326	283	240
France	5729	1322	2420	1987
Germany	18876	4432	5936	8508
Greece	72675	12558	22838	37279
Hungary	3445	889	541	2015
Ireland	2176	1306	399	471
Italy	10689	4174	3038	3477
Malta	401	294	-	107
Netherlands	5417	1854	1831	1732
Poland	9531	2808	3130	3593
Portugal	970	206	172	592
Romania	77135	11299	20594	45242
Slovakia	1759	253	126	1380
Slovenia	947	179	421	347
Spain	5670	2657	2100	913
Sweden	1830	620	326	884
United Kingdom	18523	10852	3742	3929
Other EU countries	3190	652	1091	1447
Other European countries	207215	108644	24316	74255
The Former Yugoslav Republic of Macedonia	47088	38840	2895	5353
Norway	394	140	134	120
Russian Federation	9176	6755	651	1770
Serbia	42514	23636	4445	14433
Switzerland	852	426	227	199
Turkey	92364	33285	13452	45627
Ukraine	14827	5562	2512	6753
Other countries	21652	19982	933	737
Canada	770	608	77	85
Israel	15291	15002	169	120
Japan	731	561	122	48
USA	4860	3811	565	484
Rest of the world	40160	16232	6010	17918