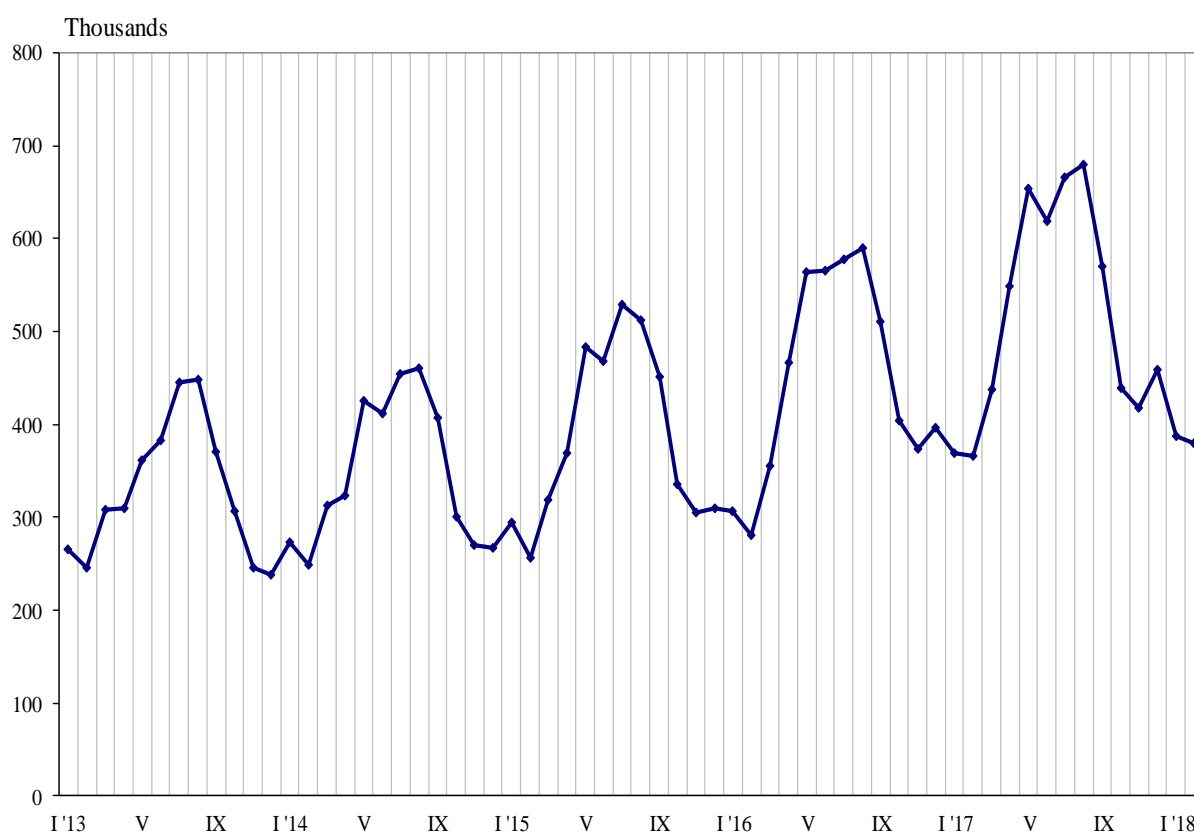




TRIPS OF BULGARIAN RESIDENTS ABROAD AND ARRIVALS OF VISITORS FROM ABROAD TO BULGARIA IN FEBRUARY 2018

In February 2018, **the number of the trips of Bulgarian residents abroad** was 379.5 thousand (Annex, Table 1) or by 3.5% above the registered in February 2017 (Figure 1). In comparison with the same month of the previous year, an increase was observed in the total number of the trips of Bulgarians to: Romania - by 12.9%, Turkey - by 10.6%, France - by 4.6%, Germany - by 3.1%, Austria - by 2.9%, and etc. At the same time decreased the number of the trips of Bulgarians to: Greece - by 3.9%, the Former Yugoslav Republic of Macedonia - by 3.0%, Italy - by 1.7%, Serbia - by 0.6%, and etc.

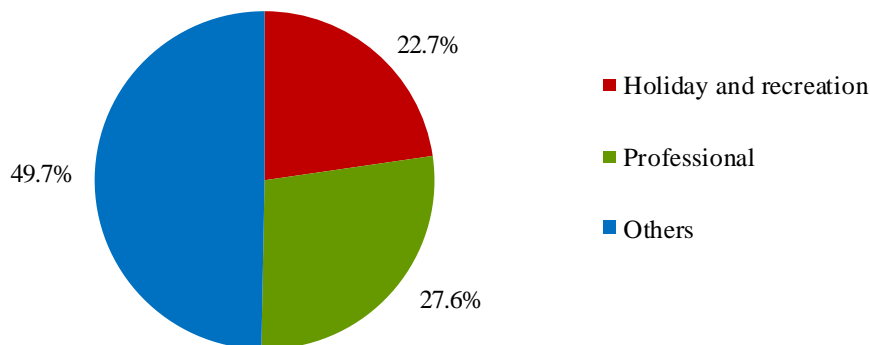
Figure 1. Trips of Bulgarian residents abroad by months



In comparison with February 2017, an increase was registered in the trips with holiday and recreation purpose - by 24.4% and with professional purpose - by 9.7%, while those with other purposes decreased with 6.7%. The trips with other purposes (as a guest, education and visit the cultural and sport events) in February 2018 composed the greatest share of the total number of trips of Bulgarian residents abroad - 49.7%, followed by the trips with professional purpose - 27.6%, and with holiday and recreation purpose - 22.7% (Figure 2).

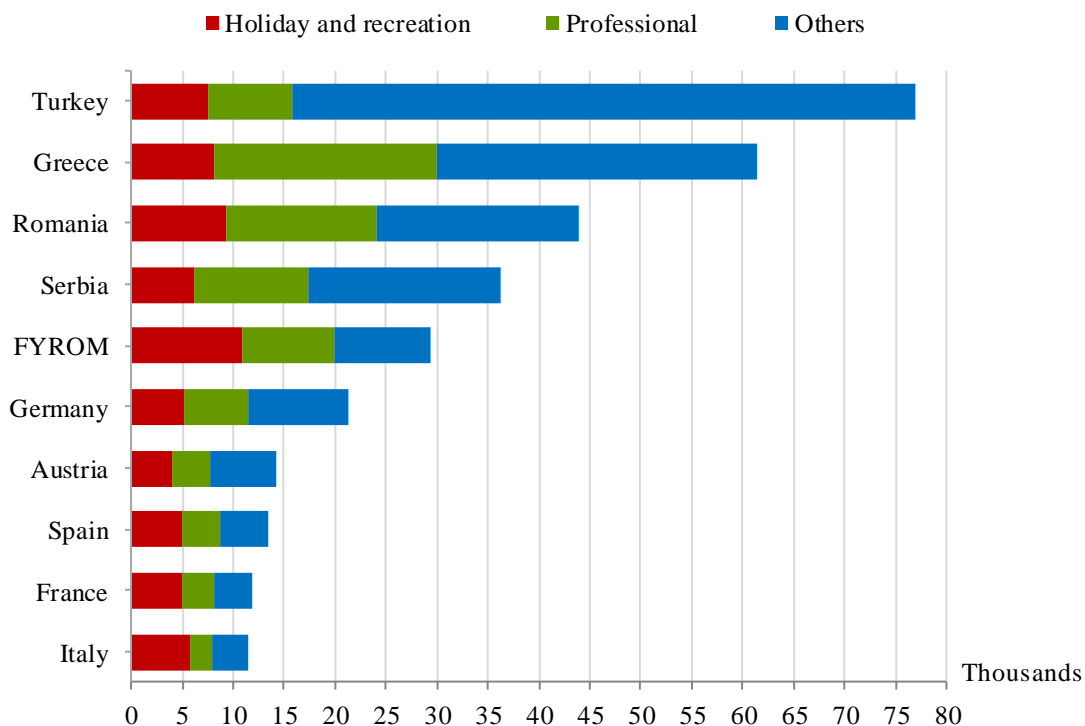


Figure 2. Structure of the trips of Bulgarian residents abroad by purpose of visit in February 2018



In February 2018 most trips of Bulgarian citizens were made to: Turkey - 76.9 thousand, Greece - 61.5 thousand, Romania - 43.9 thousand, Serbia - 36.3 thousand, the Former Yugoslav Republic of Macedonia - 29.3 thousand, Germany - 21.4 thousand, Austria - 14.4 thousand, Spain - 13.4 thousand, France - 11.9 thousand, Italy - 11.4 thousand (Figure 3).

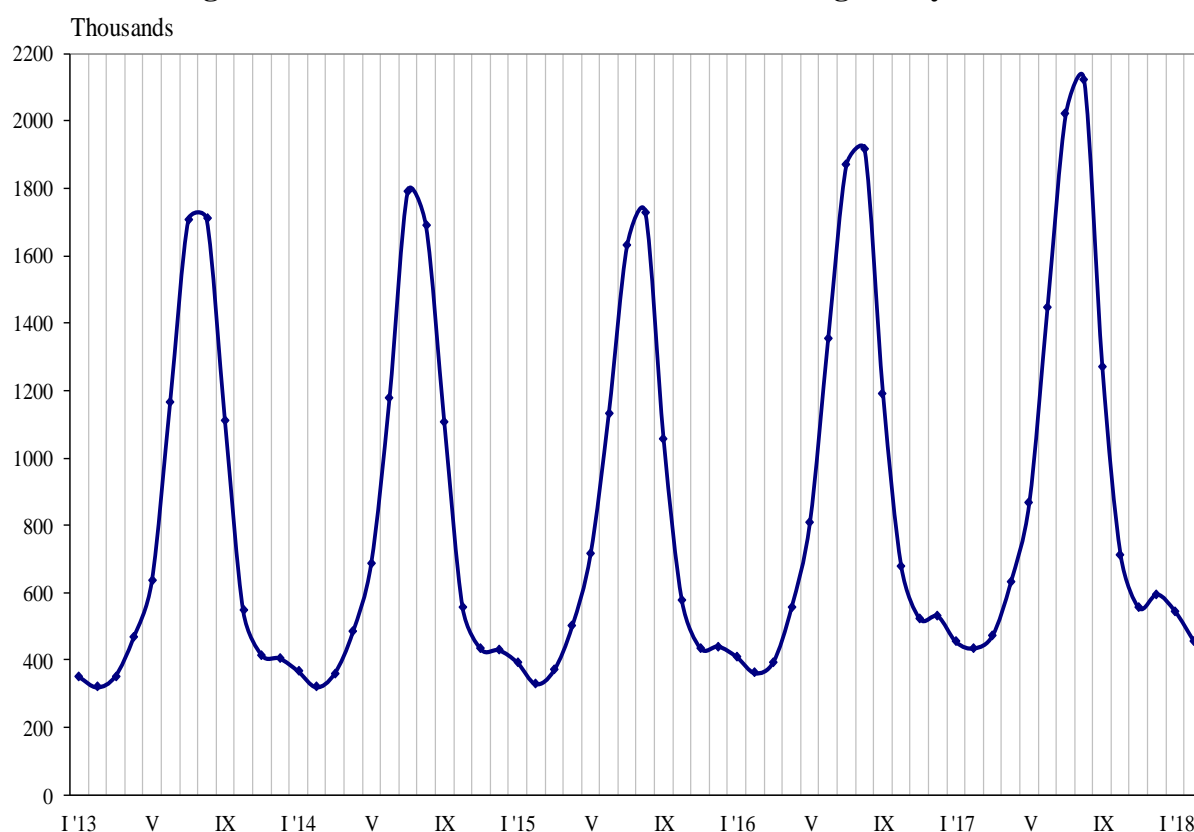
Figure 3. Top foreign destination for Bulgarian residents by purpose of visit in February 2018





In February 2018, the number of arrivals of visitors from abroad to Bulgaria was 457.4 thousand (Annex, Table 2) or by 4.9% more in comparison with February 2017 (Figure 4). An increase was registered in the trips by all observed purposes: with professional purpose - by 18.8%, with holiday and recreation purpose - by 2.6%, and with other purposes (including as guest and passing transit) - by 1.2%. Transit passes through the country were 22.2% (101.4 thousand) of all visits of foreigners to Bulgaria.

Figure 4. Arrivals of visitors from abroad to Bulgaria by months



The share of visits of EU citizens was 47.4% of the total number of foreigners' visits to Bulgaria in February 2018 or by 6.0% more in comparison with the same month of the previous year. An increase was registered in the visits of citizens from Belgium - by 23.7%, Greece - by 14.9%, Czech Republic - by 12.1%, Romania - by 9.4%, and etc. At the same time decreased the visits from Austria - by 12.7%, the United Kingdom - by 6.1%, Italy - by 4.2%, Germany - by 2.4%, and etc.

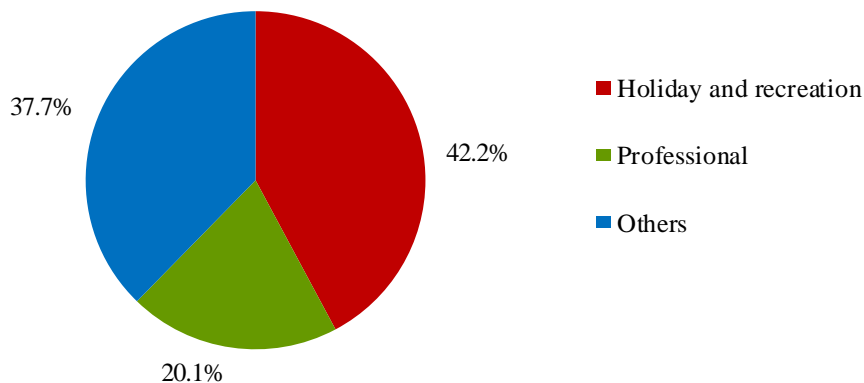
The visits of foreigners in the group 'Other European countries'¹ increased by 3.0%, as the highest growth was observed in the visits of citizens of Serbia - by 15.0%.

In February 2018, the predominant share of the visits with holiday and recreation purpose was 42.2%, followed by trips with other purposes - 37.7%, and with professional purpose - 20.1% (Figure 5).

¹ Group 'Other European countries' includes countries in Europe outside EU.

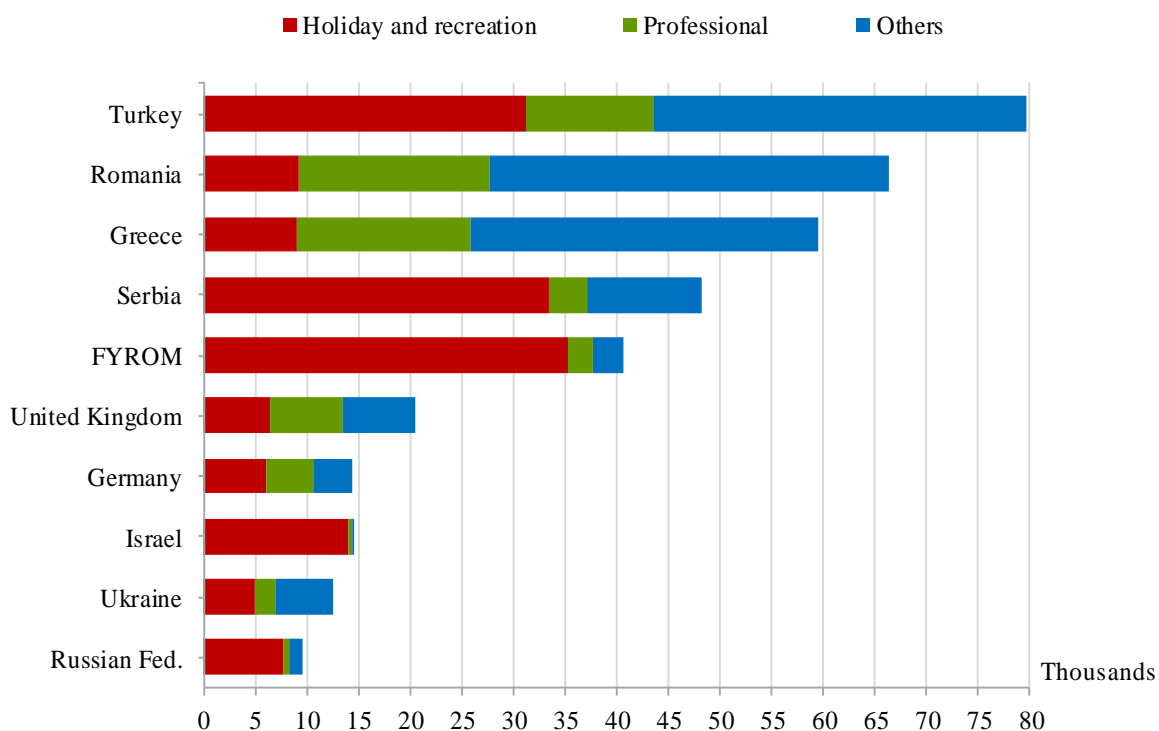


Figure 5. Structure of visits of foreign citizens to Bulgaria by purpose in February 2018



In February 2018 the most visits to Bulgaria were from: Turkey - 79.7 thousand, Romania - 66.4 thousand, Greece - 59.5 thousand, Serbia - 48.2 thousand, the Former Yugoslav Republic of Macedonia - 40.6 thousand, the United Kingdom - 20.5 thousand, Germany - 14.3 thousand, Israel - 14.3 thousand, Ukraine - 12.5 thousand, Russian Federation - 9.5 thousand (Figure 6).

Figure 6. Top visits by foreigners to Bulgaria by country of residence and purpose in February 2018





Methodological notes

The definitions recommended by the World Tourist Organization and the Methodological manual for tourism by Eurostat are applied by the National Statistical Institute.

In accordance with these definitions **an international tourist** is any person who travels to a country other than his/her permanent residence for less than a year and whose main purpose is not doing any activity for payment in place visited.

The purposes of visiting a country are the following:

- Excursion, holiday or entertainment (visits to cultural or historical landmarks, sport events and other);
- Visiting friends and relatives;
- Professional purposes (business trips, participation in conferences, congresses, concluding deals, and etc.);
- Other (education, medical treatment, and etc.) purposes.

Statistical data on the trips of Bulgarian citizens travelling abroad and visits by foreigners to Bulgaria are obtained on the basis of monthly information received from the Ministry of Interior and sample survey of the National Statistical Institute among Bulgarian and foreign citizens passing through border check points.

Data on the number of the trips of the citizens of the European Union are estimated on the basis of the information obtained from the Ministry of Interior and the airport authorities. Data on the number of citizens from 'third countries' are obtained directly from the Ministry of Interior.

Data on the purposes of the trips are obtained on the basis of the NSI's regular monthly sample survey of passing Bulgarian and foreign citizens through the border check points.



Annex

Table 1

**Trips of Bulgarian residents abroad by purpose of visit
and country of destination in February 2018**

(Number)

Country of destination	Total	Purpose of visit		
		Holiday and recreation	Professional	Others
Total	379498	86126	104908	188464
EU	218564	54561	70422	93581
Austria	14377	3944	3921	6512
Belgium	7430	2043	4023	1364
Croatia	1436	936	317	183
Cyprus	364	182	61	121
Czech Republic	6917	1729	3562	1626
Denmark	1085	561	189	335
Finland	87	-	87	-
France	11906	4968	3095	3843
Germany	21357	5191	6229	9937
Greece	61526	8221	21846	31459
Hungary	4277	1283	1190	1804
Ireland	298	195	103	-
Italy	11416	5708	2310	3398
Malta	239	129	-	110
Netherlands	3343	937	796	1610
Poland	2771	757	978	1036
Portugal	1135	1037	98	-
Romania	43859	9263	14661	19935
Slovakia	937	155	204	578
Slovenia	1513	618	103	792
Spain	13439	4951	3700	4788
Sweden	916	274	228	414
United Kingdom	6261	1479	1764	3018
Other EU countries	1675	-	957	718
Other European countries	148749	26528	30366	91855
The Former Yugoslav Republic of Macedonia	29343	10788	9219	9336
Norway	431	263	168	-
Russian Federation	2026	887	607	532
Serbia	36291	6094	11166	19031
Switzerland	2382	529	794	1059
Turkey	76943	7632	8141	61170
Ukraine	1333	335	271	727
Other countries	2975	1253	547	1175
Canada	689	220	124	345
Israel	1249	611	112	526
USA	1037	422	311	304
Rest of the world	9210	3784	3573	1853



Table 2

**Arrivals of visitors from abroad to Bulgaria
by purpose of visit and country of origin in February 2018**

(Number)

Country of origin	Total	Purpose of visit		
		Holiday and recreation	Professional	Others
Total	457420	193123	92074	172223
EU	216764	49942	65054	101768
Austria	6976	1199	3488	2289
Belgium	5505	724	1573	3208
Croatia	1220	293	610	317
Cyprus	986	422	227	337
Czech Republic	2312	1156	474	682
Denmark	964	547	-	417
Finland	513	186	257	70
France	3350	1627	1066	657
Germany	14348	6136	4544	3668
Greece	59499	9128	16848	33523
Hungary	2556	1578	520	458
Ireland	1888	866	944	78
Italy	8359	2594	2738	3027
Malta	542	397	-	145
Netherlands	3785	1538	828	1419
Poland	5930	2694	2296	940
Portugal	616	356	260	-
Romania	66440	9240	18351	38849
Slovakia	1675	199	837	639
Slovenia	499	125	100	274
Spain	5089	1496	1206	2387
Sweden	980	371	326	283
United Kingdom	20516	6422	6958	7136
Other EU countries	2216	648	603	965
Other European countries	191585	112982	21252	57351
The Former Yugoslav Republic of Macedonia	40638	35213	2350	3075
Norway	285	103	-	182
Russian Federation	9474	7796	466	1212
Serbia	48229	33413	3761	11055
Switzerland	744	372	153	219
Turkey	79695	31184	12425	36086
Ukraine	12520	4901	2097	5522
Other countries	18046	16882	699	465
Canada	489	395	45	49
Israel	14299	14068	150	81
Japan	422	341	55	26
USA	2836	2078	449	309
Rest of the world	31025	13317	5069	12639