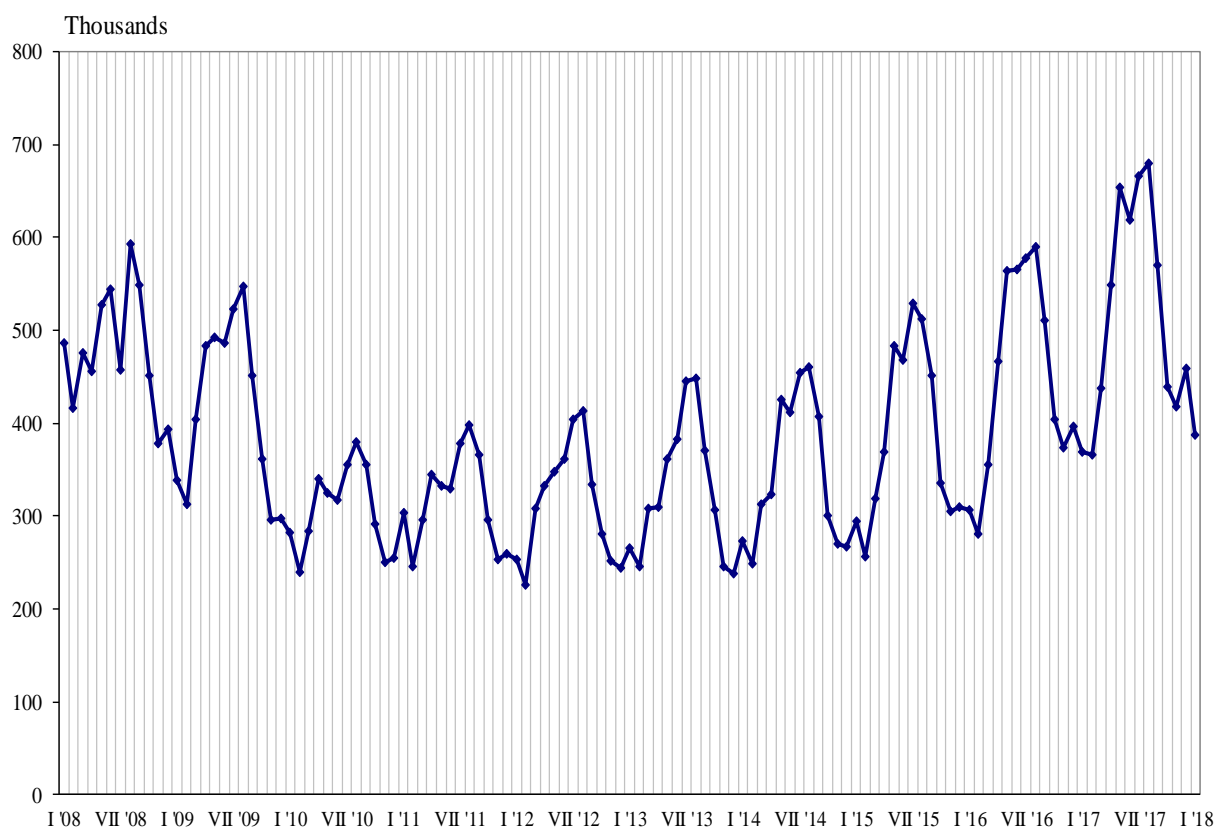




## TRIPS OF BULGARIAN RESIDENTS ABROAD AND ARRIVALS OF VISITORS FROM ABROAD TO BULGARIA IN JANUARY 2018

In January 2018, **the number of the trips of Bulgarian residents abroad** was 387.6 thousand (Annex, Table 1) or by 4.9% above the registered in January 2017 (Figure 1). In comparison with the same month of the previous year, an increase was observed in the total number of the trips of Bulgarians to: Austria - by 36.0%, Spain - by 25.3%, Germany - by 12.7%, Romania - by 12.6%, France - by 7.6%, Turkey - by 7.1%, the United Kingdom - by 2.2%, and etc. At the same time decreased the number of the trips of Bulgarians to: Italy - by 5.1%, Greece - by 3.8%, the Former Yugoslav Republic of Macedonia - by 1.5%, Serbia - by 0.3%, and etc.

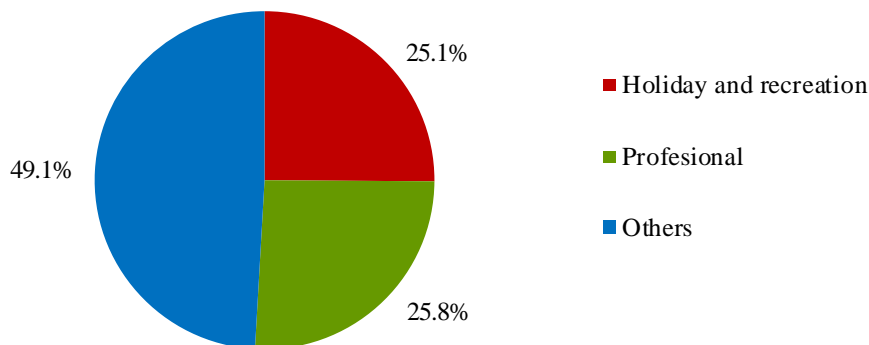
**Figure 1. Trips of Bulgarian residents abroad by months**



In comparison with January 2017, an increase was registered in the trips with holiday and recreation purpose - by 18.4% and with other purposes - by 1.7%, while those with professional purpose remained at the same level. The trips with other purposes (as a guest, education and visit the cultural and sport events) in January 2018 composed the greatest share of the total number of trips of Bulgarian residents abroad - 49.1%, followed by the trips with professional purpose - 25.8%, and with holiday and recreation purpose - 25.1% (Figure 2).

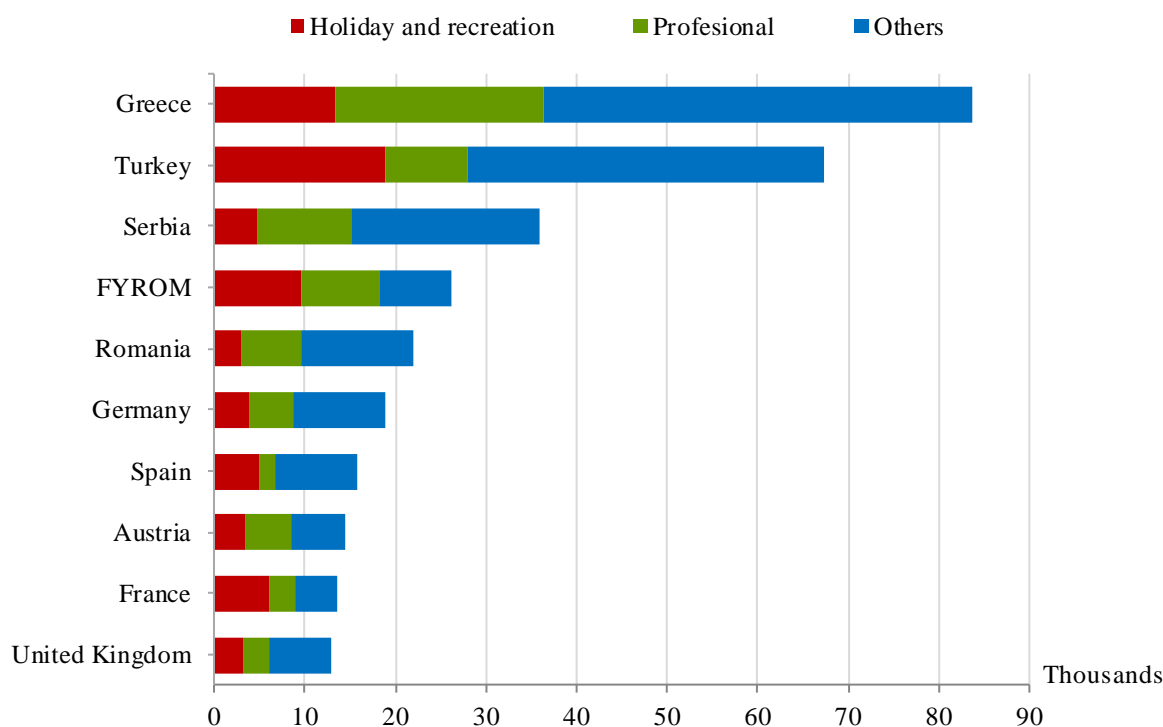


**Figure 2. Structure of the trips of Bulgarian residents abroad by purpose of visit in January 2018**



In January 2018 most trips of Bulgarian citizens were made to: Greece - 83.6 thousand, Turkey - 67.4 thousand, Serbia - 36.0 thousand, the Former Yugoslav Republic of Macedonia - 26.1 thousand, Romania - 22.0 thousand, Germany - 18.9 thousand, Spain - 15.7 thousand, Austria - 14.5 thousand, France - 13.5 thousand, the United Kingdom - 12.8 thousand (Figure 3).

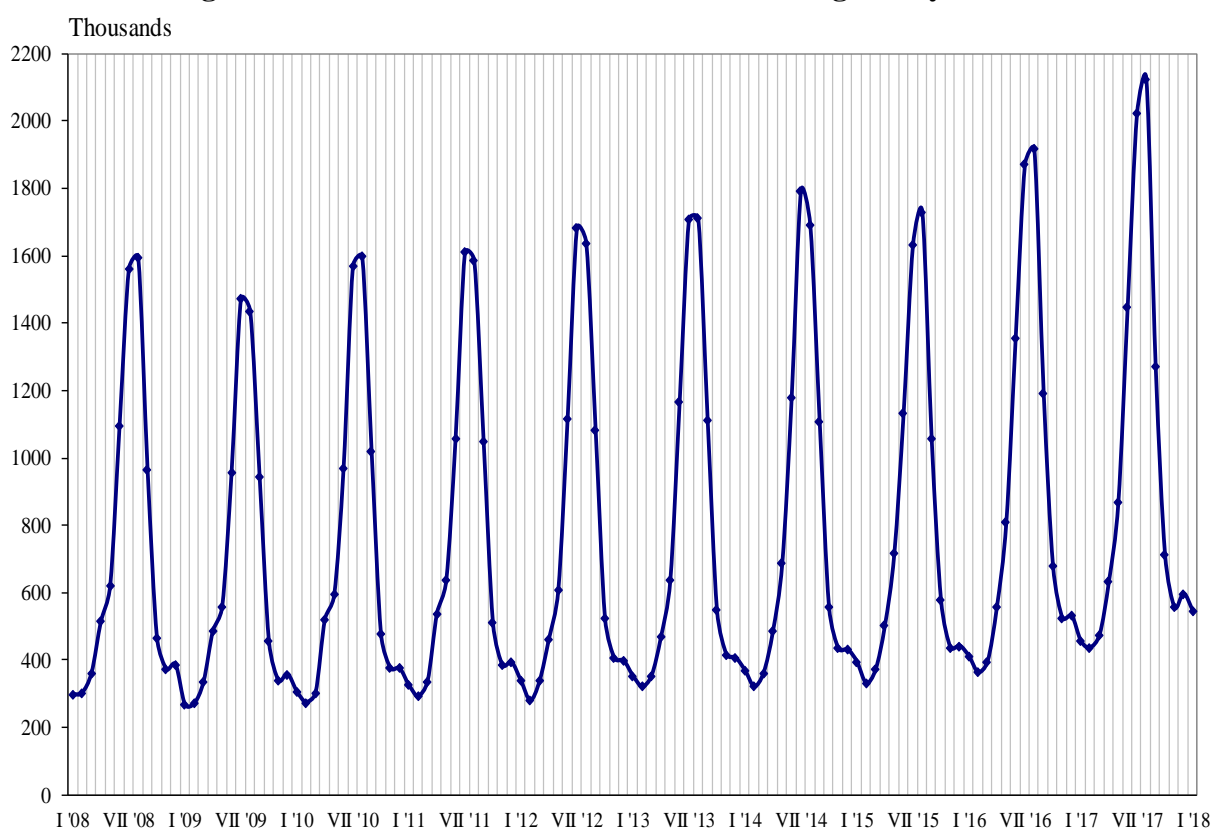
**Figure 3. Top foreign destination for Bulgarian residents by purpose of visit in January 2018**





In January 2018, the number of arrivals of visitors from abroad to Bulgaria was 544.0 thousand (Annex, Table 2) or by 19.7% more in comparison with January 2017 (Figure 4). An increase was registered in the trips by all observed purposes: with professional purpose - by 23.6%, with other purposes (including as guest and passing transit) - by 23.1%, and with holiday and recreation purpose - by 15.2%. Transit passes through the country were 19.6% (106.5 thousand) of all visits of foreigners to Bulgaria.

**Figure 4. Arrivals of visitors from abroad to Bulgaria by months**



The share of visits of EU citizens was 46.7% of the total number of foreigners' visits to Bulgaria in January 2018 or by 18.9% more in comparison with the same month of the previous year. An increase was registered in the visits of citizens from Romania - by 22.6%, the United Kingdom - by 19.0%, Germany - by 18.9%, Italy - by 18.6%, Austria - by 16.5%, Greece - by 15.3%, France - by 10.3%, and etc. At the same time decreased the visits from Hungary - by 8.5%, Sweden - by 3.1%.

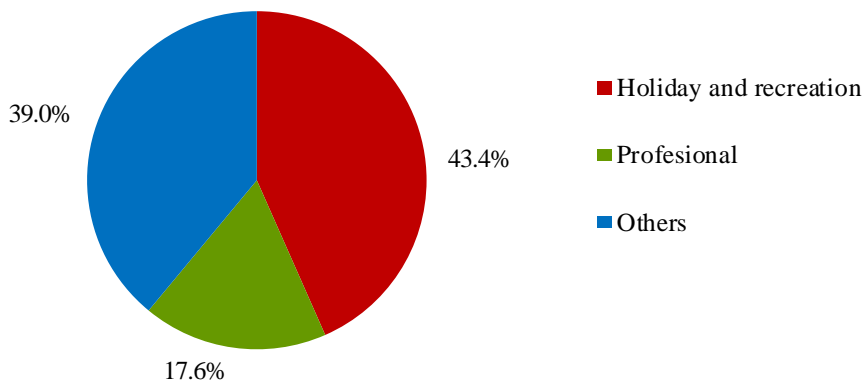
The visits of foreigners in the group 'Other European countries'<sup>1</sup> increased by 19.9%, as the highest growth was observed in the visits of citizens of Turkey - by 23.9%.

In January 2018, the predominant share of the visits with holiday and recreation purpose was 43.4%, followed by trips with other purposes - 39.0%, and with professional purpose - 17.6% (Figure 5).

<sup>1</sup> Group 'Other European countries' includes countries in Europe outside EU.

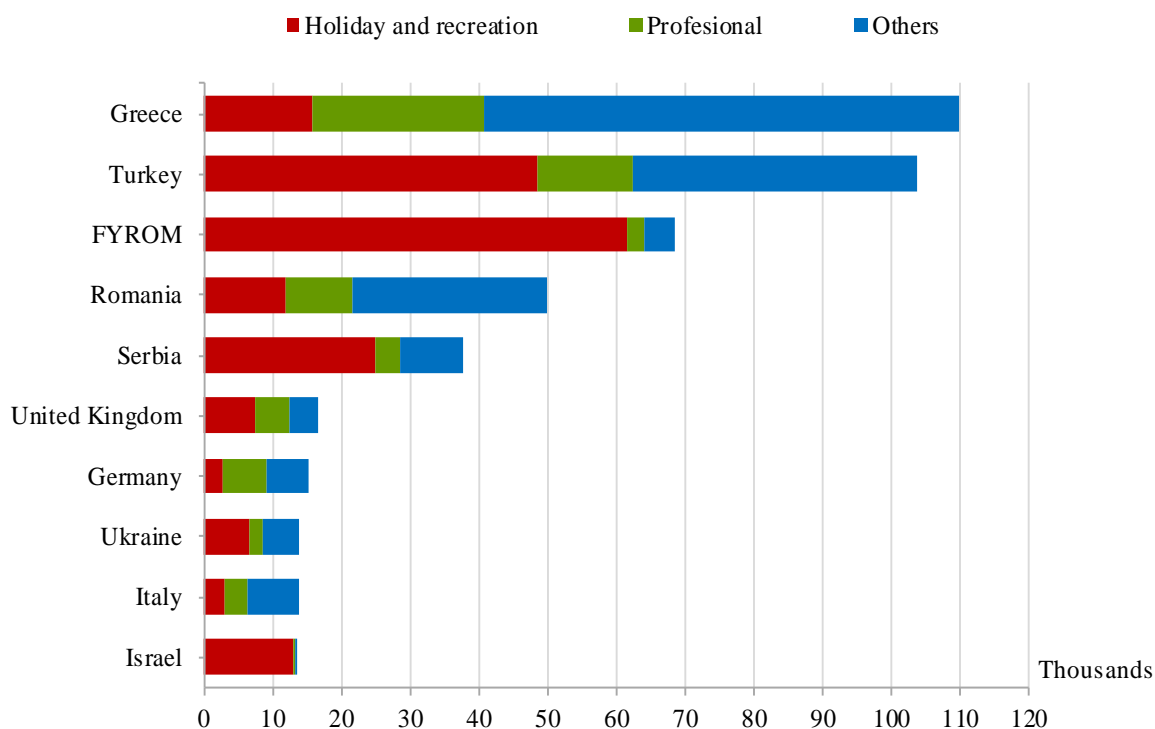


**Figure 5. Structure of visits of foreign citizens to Bulgaria by purpose in January 2018**



In January 2018 the most visits to Bulgaria were from: Greece - 109.7 thousand, Turkey - 103.8 thousand, the Former Yugoslav Republic of Macedonia - 68.3 thousand, Romania - 49.9 thousand, Serbia - 37.6 thousand, the United Kingdom - 16.5 thousand, Germany - 15.3 thousand, Ukraine - 13.8 thousand, Italy - 13.7 thousand, Israel - 13.3 thousand (Figure 6).

**Figure 6. Top visits by foreigners to Bulgaria by country of residence and purpose in January 2018**





## Methodological notes

The definitions recommended by the World Tourist Organization and the Methodological manual for tourism by Eurostat are applied by the National Statistical Institute.

In accordance with these definitions **an international tourist** is any person who travels to a country other than his/her permanent residence for less than a year and whose main purpose is not doing any activity for payment in place visited.

**The purposes of visiting** a country are the following:

- Excursion, holiday or entertainment (visits to cultural or historical landmarks, sport events and other);
- Visiting friends and relatives;
- Professional purposes (business trips, participation in conferences, congresses, concluding deals, and etc.);
- Other (education, medical treatment, and etc.) purposes.

Statistical data on the trips of Bulgarian citizens travelling abroad and visits by foreigners to Bulgaria are obtained on the basis of monthly information received from the Ministry of Interior and sample survey of the National Statistical Institute among Bulgarian and foreign citizens passing through border check points.

Data on the number of the trips of the citizens of the European Union are estimated on the basis of the information obtained from the Ministry of Interior and the airport authorities. Data on the number of citizens from 'third countries' are obtained directly from the Ministry of Interior.

Data on the purposes of the trips are obtained on the basis of the NSI's regular monthly sample survey of passing Bulgarian and foreign citizens through the border check points.



Annex

Table 1

**Trips of Bulgarian residents abroad by purpose of visit  
and country of destination in January 2018**

(Number)

Country of destination	Total	Purpose of visit		
		Holiday and recreation	Professional	Others
<b>Total</b>	<b>387643</b>	<b>97157</b>	<b>99916</b>	<b>190570</b>
<b>EU</b>	<b>239998</b>	<b>56816</b>	<b>66549</b>	<b>116633</b>
Austria	14465	3296	5127	6042
Belgium	7115	1431	3234	2450
Croatia	989	660	329	-
Cyprus	858	858	-	-
Czech Republic	9656	3163	2381	4112
Denmark	2124	482	708	934
Finland	429	123	306	-
France	13476	5989	3004	4483
Germany	18869	3773	4788	10308
Greece	83615	13350	22934	47331
Hungary	2881	319	2095	467
Ireland	1034	704	330	-
Italy	12547	5893	1901	4753
Malta	356	178	83	95
Netherlands	3768	1055	1402	1311
Poland	4394	722	2197	1475
Portugal	1630	1137	493	-
Romania	21953	2927	6732	12294
Slovakia	4871	1504	522	2845
Slovenia	2527	842	212	1473
Spain	15669	5036	1679	8954
Sweden	2718	218	2500	-
United Kingdom	12792	3156	2874	6762
Other EU countries	1262	-	718	544
<b>Other European countries</b>	<b>136215</b>	<b>34843</b>	<b>30565</b>	<b>70807</b>
The Former Yugoslav Republic of Macedonia	26095	9596	8530	7969
Norway	451	127	324	-
Russian Federation	3044	847	921	1276
Serbia	36004	4646	10453	20905
Switzerland	2216	694	739	783
Turkey	67408	18826	9228	39354
Ukraine	997	107	370	520
<b>Other countries</b>	<b>2281</b>	<b>688</b>	<b>472</b>	<b>1121</b>
Canada	305	-	122	183
Israel	891	223	167	501
USA	1085	465	183	437
<b>Rest of the world</b>	<b>9149</b>	<b>4810</b>	<b>2330</b>	<b>2009</b>



**Table 2**

**Arrivals of visitors from abroad to Bulgaria  
by purpose of visit and country of origin in January 2018**

(Number)

Country of origin	Total	Purpose of visit		
		Holiday and recreation	Professional	Others
<b>Total</b>	<b>544013</b>	<b>236077</b>	<b>95843</b>	<b>212093</b>
<b>EU</b>	<b>253884</b>	<b>52525</b>	<b>66542</b>	<b>134817</b>
Austria	9785	1439	4029	4317
Belgium	5712	691	2017	3004
Croatia	1715	656	386	673
Cyprus	700	278	157	265
Czech Republic	3471	651	1200	1620
Denmark	767	394	288	85
Finland	315	65	173	77
France	6636	1032	2476	3128
Germany	15309	2762	6446	6101
Greece	109657	15657	25091	68909
Hungary	1841	491	347	1003
Ireland	1896	990	383	523
Italy	13669	2984	3274	7411
Malta	794	428	366	-
Netherlands	2209	669	882	658
Poland	5573	1571	1970	2032
Portugal	513	103	239	171
Romania	49868	11796	9849	28223
Slovakia	1381	296	393	692
Slovenia	696	196	192	308
Spain	3009	1089	757	1163
Sweden	961	396	337	228
United Kingdom	16483	7492	4870	4121
Other EU countries	924	399	420	105
<b>Other European countries</b>	<b>234969</b>	<b>149492</b>	<b>23258</b>	<b>62219</b>
The Former Yugoslav Republic of Macedonia	68329	61548	2551	4230
Norway	409	105	204	100
Russian Federation	9850	8065	492	1293
Serbia	37643	24864	3573	9206
Switzerland	1134	16	680	438
Turkey	103786	48436	13812	41538
Ukraine	13818	6458	1946	5414
<b>Other countries</b>	<b>18046</b>	<b>16433</b>	<b>924</b>	<b>689</b>
Canada	578	465	60	53
Israel	13318	13077	151	90
Japan	743	412	207	124
USA	3407	2479	506	422
<b>Rest of the world</b>	<b>37114</b>	<b>17627</b>	<b>5119</b>	<b>14368</b>