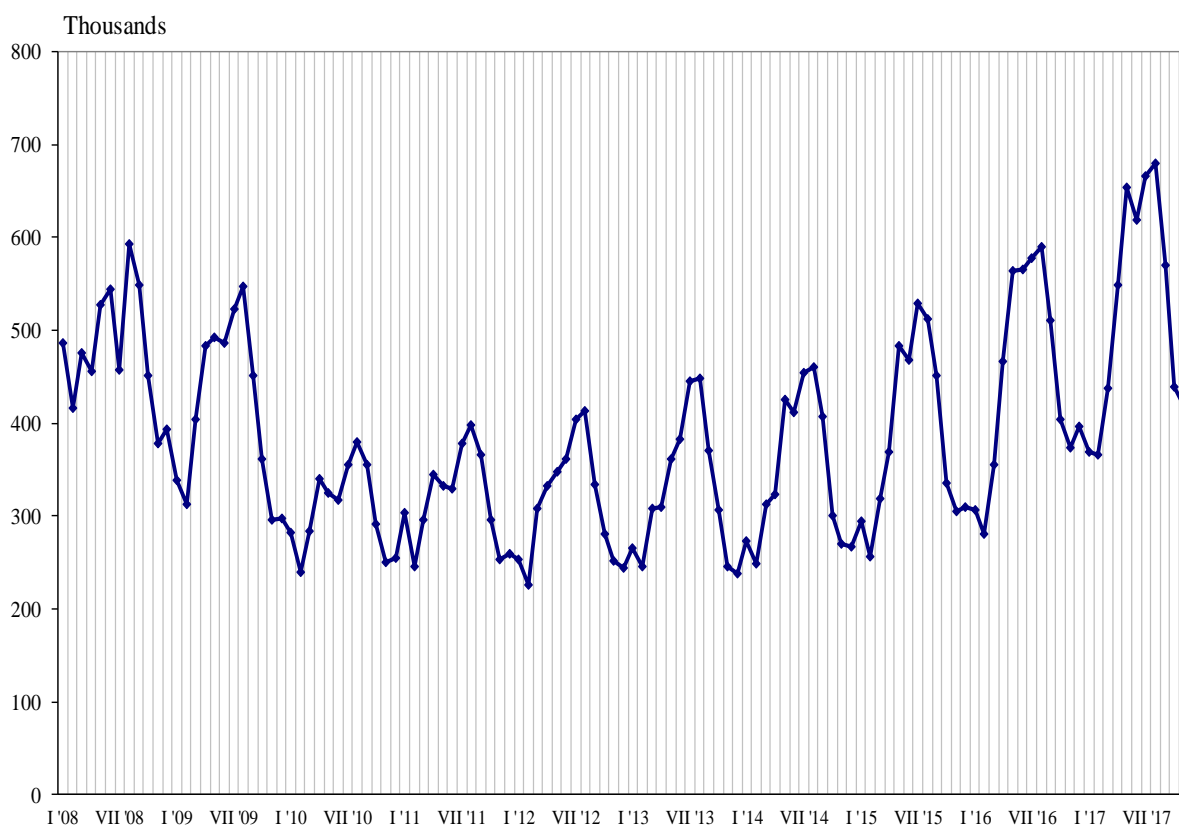




## TRIPS OF BULGARIAN RESIDENTS ABROAD AND ARRIVALS OF VISITORS FROM ABROAD TO BULGARIA IN NOVEMBER 2017

In November 2017, **the number of the trips of Bulgarian residents abroad** was 417.6 thousand (Annex, Table 1) or by 11.8% above the registered in November 2016 (Figure 1). In comparison with the same month of the previous year, an increase was observed in the total number of the trips of Bulgarians to: the United Kingdom - by 22.2%, Germany - by 21.6%, Turkey - by 16.0%, Serbia - by 13.5%, Austria - by 10.7%, Italy - by 6.2%, Spain - by 4.9%, the Former Yugoslav Republic of Macedonia - by 3.3%, and etc. At the same time decreased the number of the trips of Bulgarians to: France - by 5.7%, Romania - by 4.3%, Greece - by 0.3%, and etc.

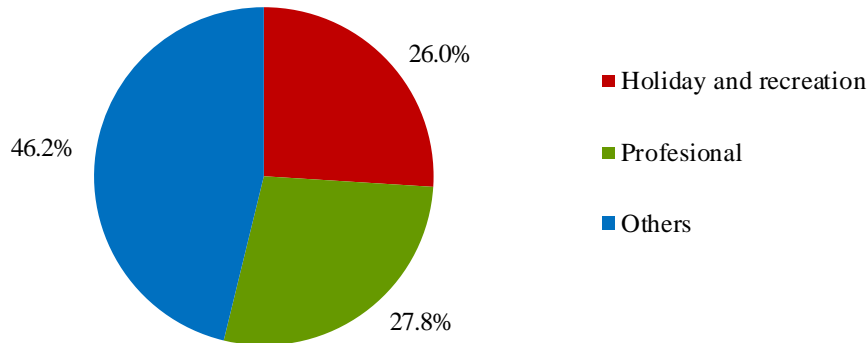
**Figure 1. Trips of Bulgarian residents abroad by months**



In comparison with November 2016, an increase was registered in the trips with all observed purposes: with professional purpose - by 16.3%, with other purposes - by 10.4%, and with holiday and recreation purpose - by 9.8%. The trips with other purposes (as a guest, education and visit the cultural and sport events) in November 2017 composed the greatest share of the total number of trips of Bulgarian residents abroad - 46.2%, followed by the trips with professional purpose - 27.8%, and with holiday and recreation purpose - 26.0% (Figure 2).

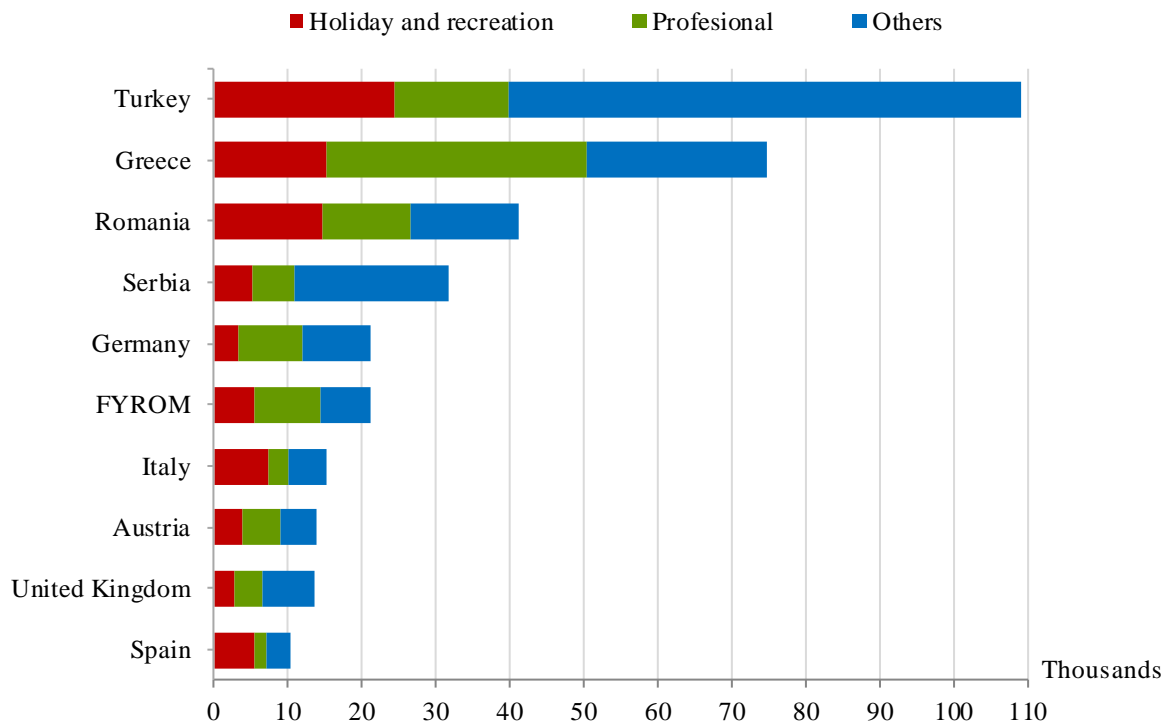


**Figure 2. Structure of the trips of Bulgarian residents abroad by purpose of visit in November 2017**



In November 2017 most trips of Bulgarian citizens were made to: Turkey - 109.1 thousand, Greece - 74.6 thousand, Romania - 41.3 thousand, Serbia - 31.9 thousand, Germany - 21.2 thousand, the Former Yugoslav Republic of Macedonia - 21.1 thousand, Italy - 15.3 thousand, Austria - 14.0 thousand, the United Kingdom - 13.6 thousand, and Spain - 10.4 thousand (Figure 3).

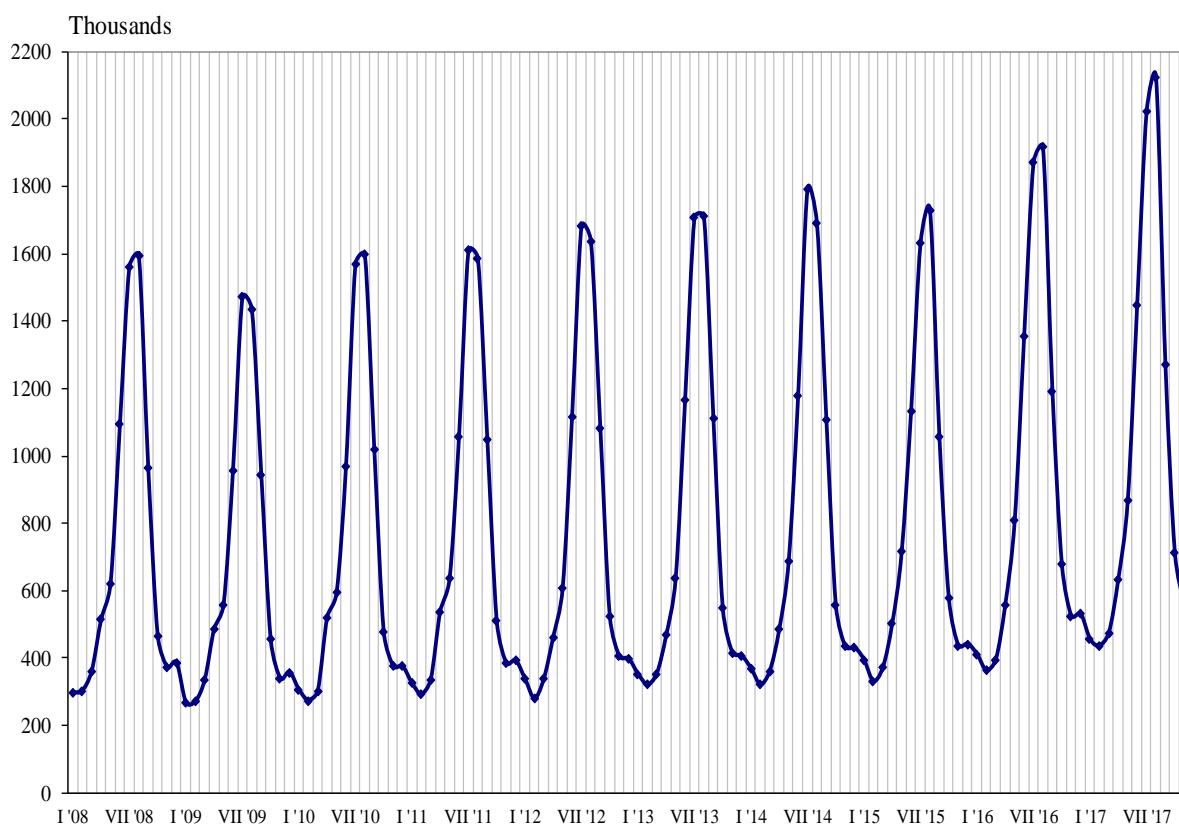
**Figure 3. Top foreign destination for Bulgarian residents by purpose of visit in November 2017**





In November 2017, **the number of arrivals of visitors from abroad to Bulgaria** was 556.1 thousand (Annex, Table 2) or by 6.1% more in comparison with November 2016 (Figure 4). An increase was registered in the trips by all observed purposes: with professional purpose - by 11.5%, with holiday and recreation purpose - by 9.8%, and with other purposes (including as guest and passing transit) - by 1.3%. Transit passes through the country were 28.2% (156.6 thousand) of all visits of foreigners to Bulgaria.

**Figure 4. Arrivals of visitors from abroad to Bulgaria by months**



The share of visits of EU citizens was 56.0% of the total number of foreigners' visits to Bulgaria in November 2017 or by 5.0% more in comparison with the same month of the previous year. An increase was registered in the visits of citizens from Poland - by 11.6%, Greece - by 6.5%, Romania - by 6.3%, the United Kingdom - by 5.5%, Spain - by 0.8%, and etc. At the same time decreased the visits from France - by 7.2%, Austria - by 4.8%, Italy - by 2.7%, Germany - by 2.3%, and etc.

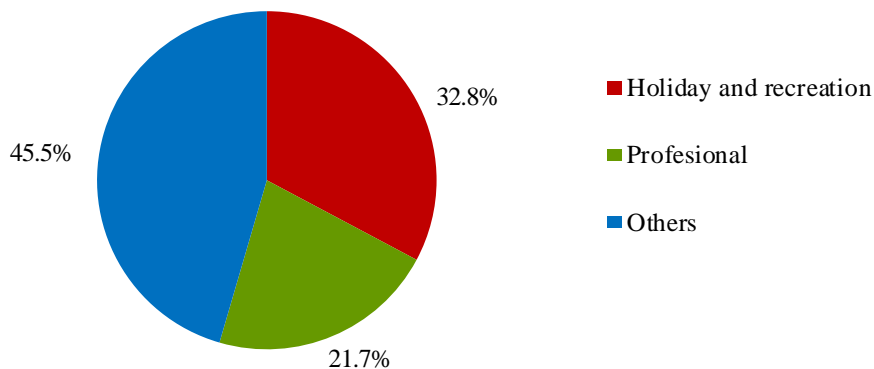
The visits of foreigners in the group 'Other European countries'<sup>1</sup> increased by 8.3%, as the highest growth was observed in the visits of citizens of Serbia - by 14.3%.

In November 2017, the predominant share of the visits with other purposes was 45.5%, followed by trips with holiday and recreation purpose - 32.8%, and with professional purpose - 21.7% (Figure 5).

<sup>1</sup> Group 'Other European countries' includes countries in Europe outside EU.

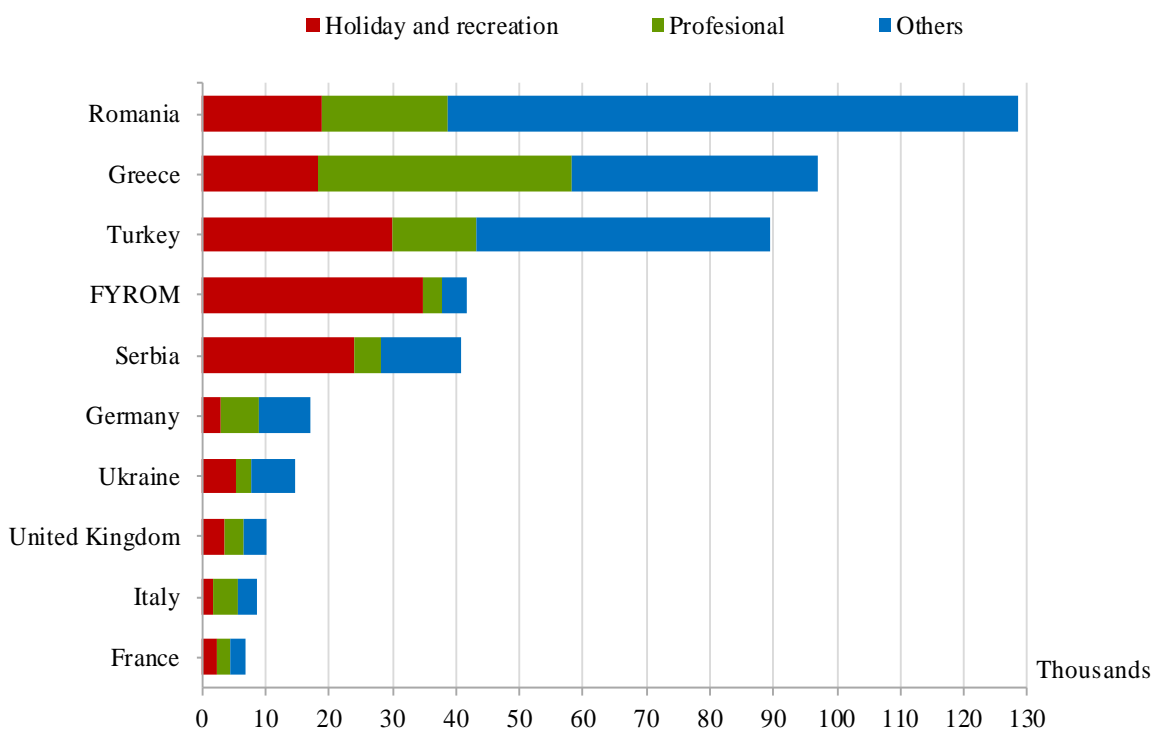


**Figure 5. Structure of visits of foreign citizens to Bulgaria by purpose in November 2017**



In November 2017 the most visits to Bulgaria were from: Romania - 128.4 thousand, Greece - 96.9 thousand, Turkey - 89.5 thousand, the Former Yugoslav Republic of Macedonia - 41.8 thousand, Serbia - 40.9 thousand, Germany - 17.0 thousand, Ukraine - 14.6 thousand, the United Kingdom - 10.0 thousand, Italy - 8.7 thousand, and France - 6.9 thousand (Figure 6).

**Figure 6. Top visits by foreigners to Bulgaria by country of residence and purpose in November 2017**





## Methodological notes

The definitions recommended by the World Tourist Organization and the Methodological manual for tourism by Eurostat are applied by the National Statistical Institute.

In accordance with these definitions **an international tourist** is any person who travels to a country other than his/her permanent residence for less than a year and whose main purpose is not doing any activity for payment in place visited.

**The purposes of visiting** a country are the following:

- Excursion, holiday or entertainment (visits to cultural or historical landmarks, sport events and other);
- Visiting friends and relatives;
- Professional purposes (business trips, participation in conferences, congresses, concluding deals, and etc.);
- Other (education, medical treatment, and etc.) purposes.

Statistical data on the trips of Bulgarian citizens travelling abroad and visits by foreigners to Bulgaria are obtained on the basis of monthly information received from the Ministry of Interior and sample survey of the National Statistical Institute among Bulgarian and foreign citizens passing through border check points.

Data on the number of the trips of the citizens of the European Union are estimated on the basis of the information obtained from the Ministry of Interior and the airport authorities. Data on the number of citizens from 'third countries' are obtained directly from the Ministry of Interior.

Data on the purposes of the trips are obtained on the basis of the NSI's regular monthly sample survey of passing Bulgarian and foreign citizens through the border check points.



Annex

Table 1

**Trips of Bulgarian residents abroad by purposes of visit  
and country of destination in November 2017**

(Number)

Country of destination	Total	Purpose of visit		
		Holiday and recreation	Professional	Others
<b>Total</b>	<b>417618</b>	<b>108598</b>	<b>116274</b>	<b>192746</b>
<b>EU</b>	<b>232517</b>	<b>66588</b>	<b>78520</b>	<b>87409</b>
Austria	14001	3902	4980	5119
Belgium	8459	3561	1839	3059
Croatia	680	510	170	-
Cyprus	616	154	128	334
Czech Republic	7680	1920	640	5120
Denmark	3419	370	600	2449
Finland	257	-	144	113
France	5319	1619	1836	1864
Germany	21219	3416	8451	9352
Greece	74609	15338	35095	24176
Hungary	2459	847	941	671
Ireland	236	103	-	133
Italy	15251	7420	2748	5083
Malta	1414	1414	-	-
Netherlands	3925	1145	1308	1472
Poland	2653	507	1085	1061
Portugal	707	469	238	-
Romania	41257	14681	11788	14788
Slovakia	1079	366	283	430
Slovenia	943	250	199	494
Spain	10417	5401	1736	3280
Sweden	596	271	149	176
United Kingdom	13605	2924	3714	6967
Other EU countries	1716	-	448	1268
<b>Other European countries</b>	<b>170392</b>	<b>36972</b>	<b>33475</b>	<b>99945</b>
The Former Yugoslav Republic of Macedonia	21074	5397	8968	6709
Norway	1188	317	871	-
Russian Federation	3862	599	1565	1698
Serbia	31895	5248	5615	21032
Switzerland	1275	732	425	118
Turkey	109094	24493	15172	69429
Ukraine	2004	186	859	959
<b>Other countries</b>	<b>3244</b>	<b>712</b>	<b>608</b>	<b>1924</b>
Canada	502	246	112	144
Israel	1135	320	162	653
USA	1607	146	334	1127
<b>Rest of the world</b>	<b>11465</b>	<b>4326</b>	<b>3671</b>	<b>3468</b>



**Table 2**

**Arrivals of visitors from abroad to Bulgaria  
by purpose of visit and country of origin in November 2017**

(Number)

Country of origin	Total	Purpose of visit		
		Holiday and recreation	Professional	Others
<b>Total</b>	<b>556111</b>	<b>182383</b>	<b>120559</b>	<b>253169</b>
<b>EU</b>	<b>311606</b>	<b>57632</b>	<b>88715</b>	<b>165259</b>
Austria	6184	853	2772	2559
Belgium	3175	476	1270	1429
Croatia	1040	208	366	466
Cyprus	1385	280	225	880
Czech Republic	2548	196	1136	1216
Denmark	1690	676	397	617
Finland	583	146	-	437
France	6885	2295	2118	2472
Germany	17004	2985	5772	8247
Greece	96913	18306	39842	38765
Hungary	2108	318	115	1675
Ireland	1006	335	503	168
Italy	8704	1703	3879	3122
Malta	367	184	82	101
Netherlands	4840	1613	1424	1803
Poland	5928	1482	2717	1729
Portugal	652	253	399	-
Romania	128398	18772	20029	89597
Slovakia	2354	291	131	1932
Slovenia	785	318	159	308
Spain	6259	1802	1628	2829
Sweden	1098	366	113	619
United Kingdom	10007	3503	2877	3627
Other EU countries	1693	271	761	661
<b>Other European countries</b>	<b>194382</b>	<b>98343</b>	<b>24502</b>	<b>71537</b>
The Former Yugoslav Republic of Macedonia	41758	34744	3062	3952
Norway	325	105	-	220
Russian Federation	6418	4075	888	1455
Serbia	40921	23903	4212	12806
Switzerland	845	120	662	63
Turkey	89547	30040	13289	46218
Ukraine	14568	5356	2389	6823
<b>Other countries</b>	<b>12788</b>	<b>11360</b>	<b>867</b>	<b>561</b>
Canada	740	582	85	73
Israel	6489	6170	202	117
Japan	734	598	67	69
USA	4825	4010	513	302
<b>Rest of the world</b>	<b>37335</b>	<b>15048</b>	<b>6475</b>	<b>15812</b>