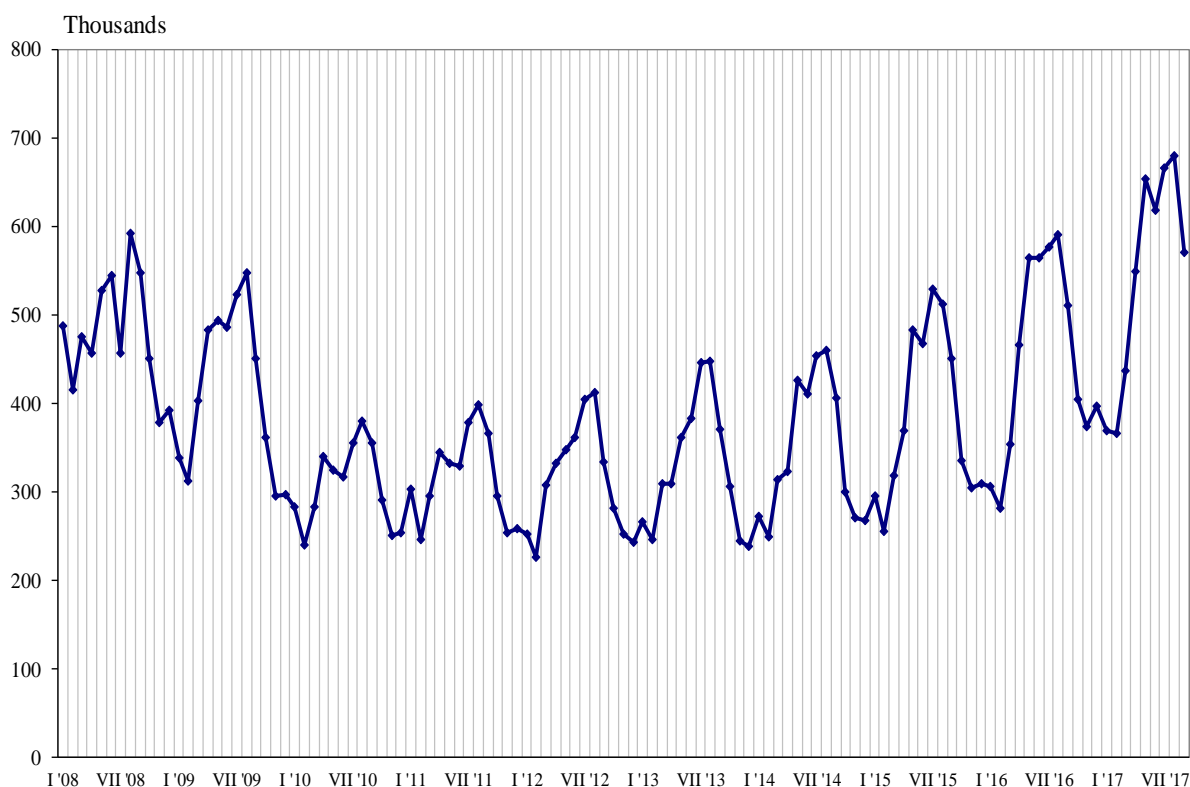




## TRIPS OF BULGARIAN RESIDENTS ABROAD AND ARRIVALS OF VISITORS FROM ABROAD TO BULGARIA IN SEPTEMBER 2017

In September 2017, **the number of the trips of Bulgarian residents abroad** was 570.8 thousand (Annex, Table 1) or by 11.9% above the registered in September 2016 (Figure 1). In comparison with the same month of the previous year, an increase was observed in the total number of the trips of Bulgarians to: Germany - by 27.2%, the United Kingdom - by 22.9%, Austria - by 15.3%, Serbia - by 7.7%, Romania - by 7.6%, Turkey - by 3.3%, the Former Yugoslav Republic of Macedonia - by 2.3%, and etc. At the same time decreased the number of the trips of Bulgarians to: Sweden - by 21.6%, Russian Federation - by 9.6%, Slovenia - by 1.6%, and etc.

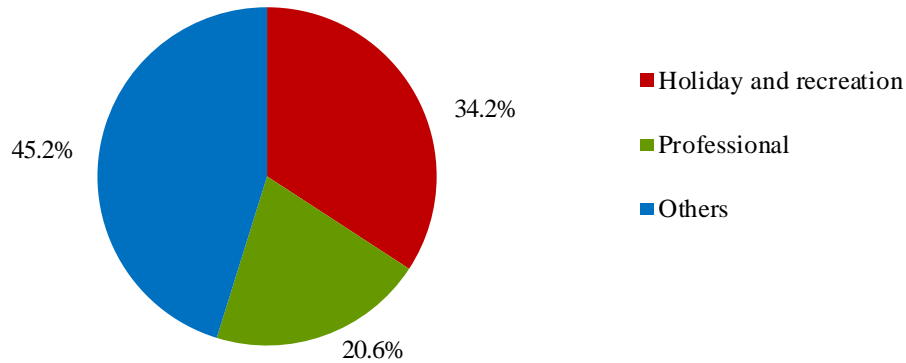
**Figure 1. Trips of Bulgarian residents abroad by months**



In comparison with September 2016, an increase was registered in the trips with all observed purposes: with holiday and recreation purpose - by 15.8%, with professional purpose - by 13.8%, and with other purposes - by 8.2%. The trips with other purposes (as a guest, education and visit the cultural and sport events) in September 2017 composed the greatest share of the total number of trips of Bulgarian residents abroad - 45.2%, followed by the trips with holiday and recreation purpose - 34.2%, and with professional purpose - 20.6% (Figure 2).

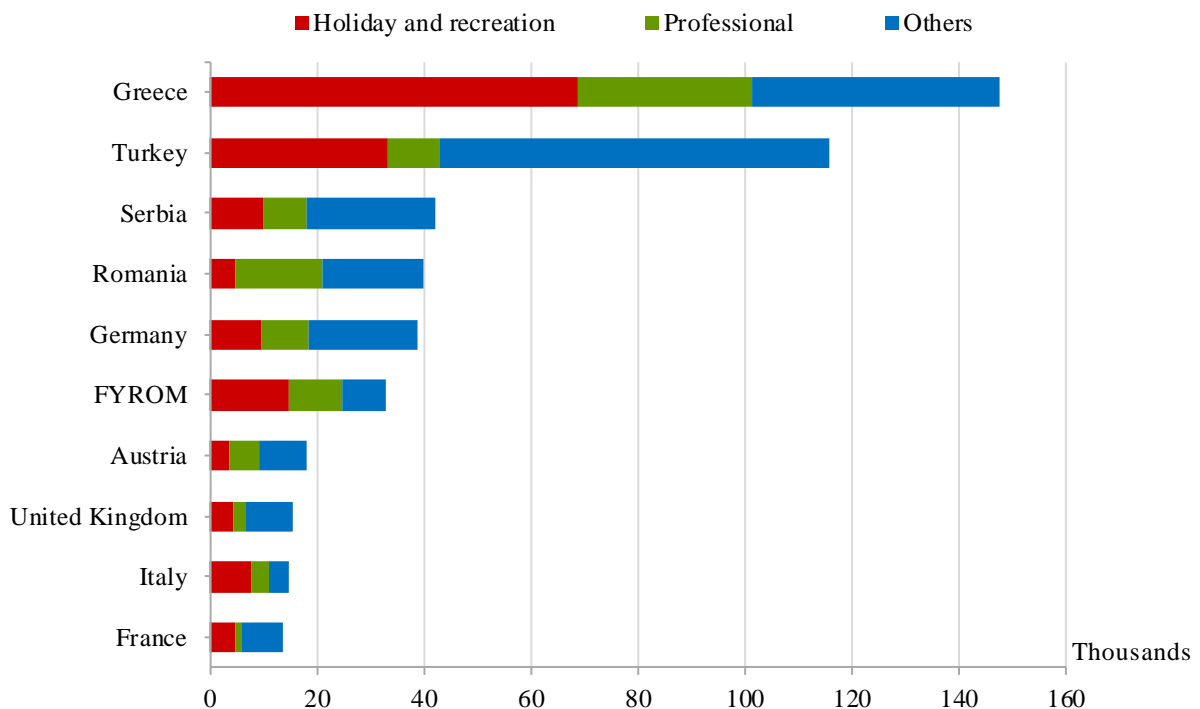


**Figure 2. Structure of the trips of Bulgarian residents abroad by purpose of visit in September 2017**



In September 2017 most trips of Bulgarian citizens were made to: Greece - 147.4 thousand, Turkey - 115.7 thousand, Serbia - 42.0 thousand, Romania - 39.6 thousand, Germany - 38.8 thousand, the Former Yugoslav Republic of Macedonia - 32.6 thousand, Austria - 17.9 thousand, the United Kingdom - 15.3 thousand, Italy - 14.6 thousand, and France - 13.4 thousand (Figure 3).

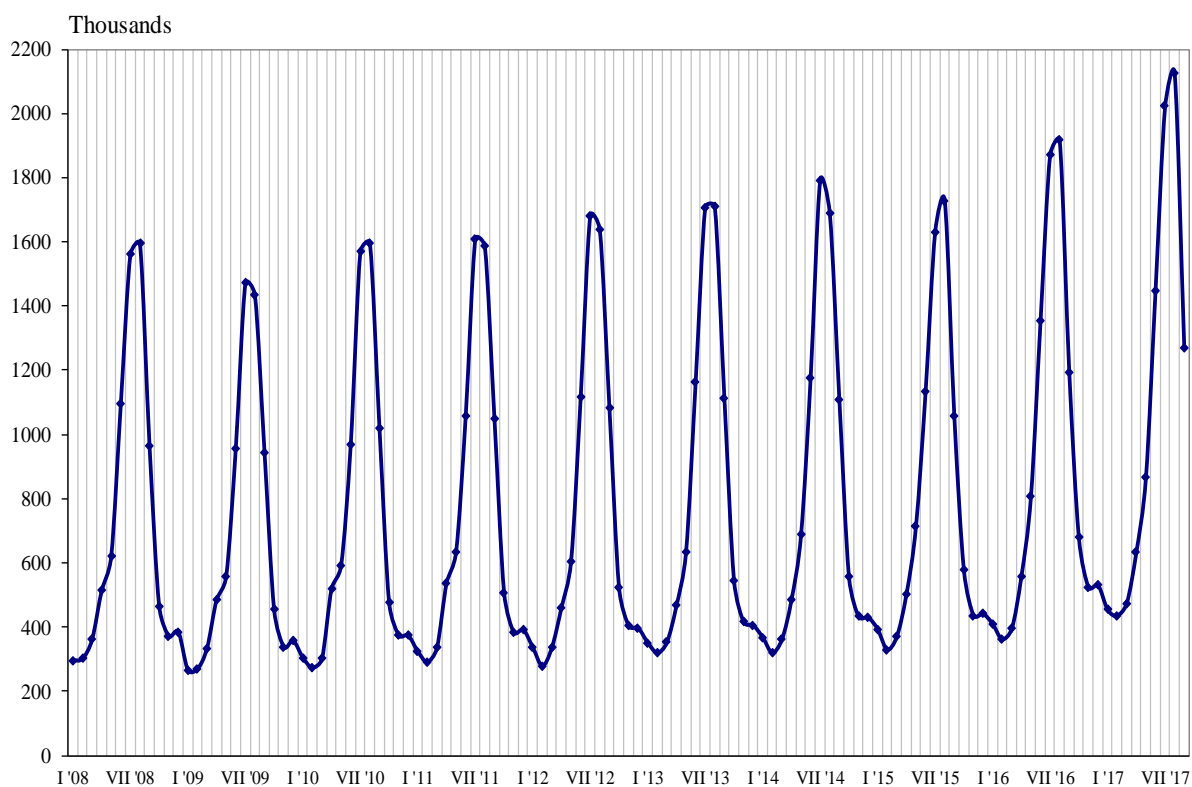
**Figure 3. Top foreign destination for Bulgarian residents by purpose of visit in September 2017**





In September 2017, **the number of arrivals of visitors from abroad to Bulgaria** was 1 270.6 thousand (Annex, Table 2) or by 6.6% more in comparison with September 2016 (Figure 4). An increase was registered in the trips by all observed purposes: with other purposes (including as guest and passing transit) - by 11.8%, with professional purpose - by 8.6%, and with holiday and recreation purpose - by 2.0%. Transit passes through the country were 24.5% (311.0 thousand) of all visits of foreigners to Bulgaria.

**Figure 4. Arrivals of visitors from abroad to Bulgaria by months**



The share of visits of EU citizens was 63.6% of the total number of foreigners' visits to Bulgaria in September 2017 or by 4.7% more in comparison with the same month of the previous year. An increase was registered in the visits of citizens from Belgium - by 29.1%, the United Kingdom - by 13.3%, France - by 10.7%, Romania - by 8.3%, Czech Republic - by 4.0%, Poland - by 3.1%, Greece - by 2.5%, and etc. At the same time decreased the visits from Hungary - by 4.9%, Austria - by 3.3%, Germany - by 1.2%, and etc.

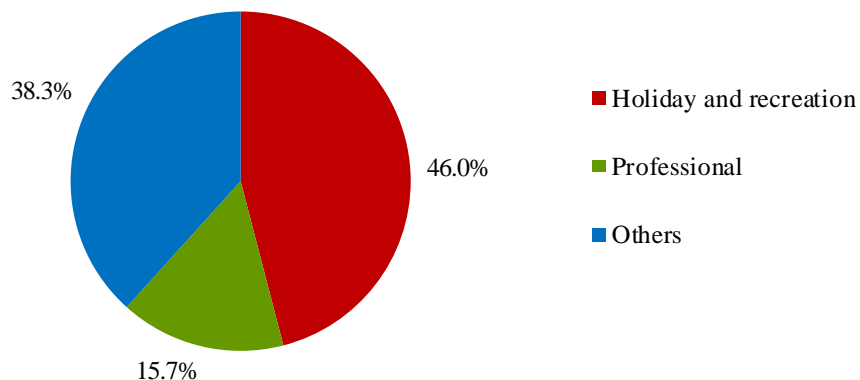
The visits of foreigners in the group 'Other European countries'<sup>1</sup> increased by 10.6%, as the highest growth was observed in the visits of citizens of Turkey - by 22.4%.

In September 2017, the predominant share of the visits with holiday and recreation purpose was 46.0%, followed by trips with other purposes - 38.3%, and with professional purpose - 15.7% (Figure 5).

<sup>1</sup> Group 'Other European countries' includes countries in Europe outside EU.

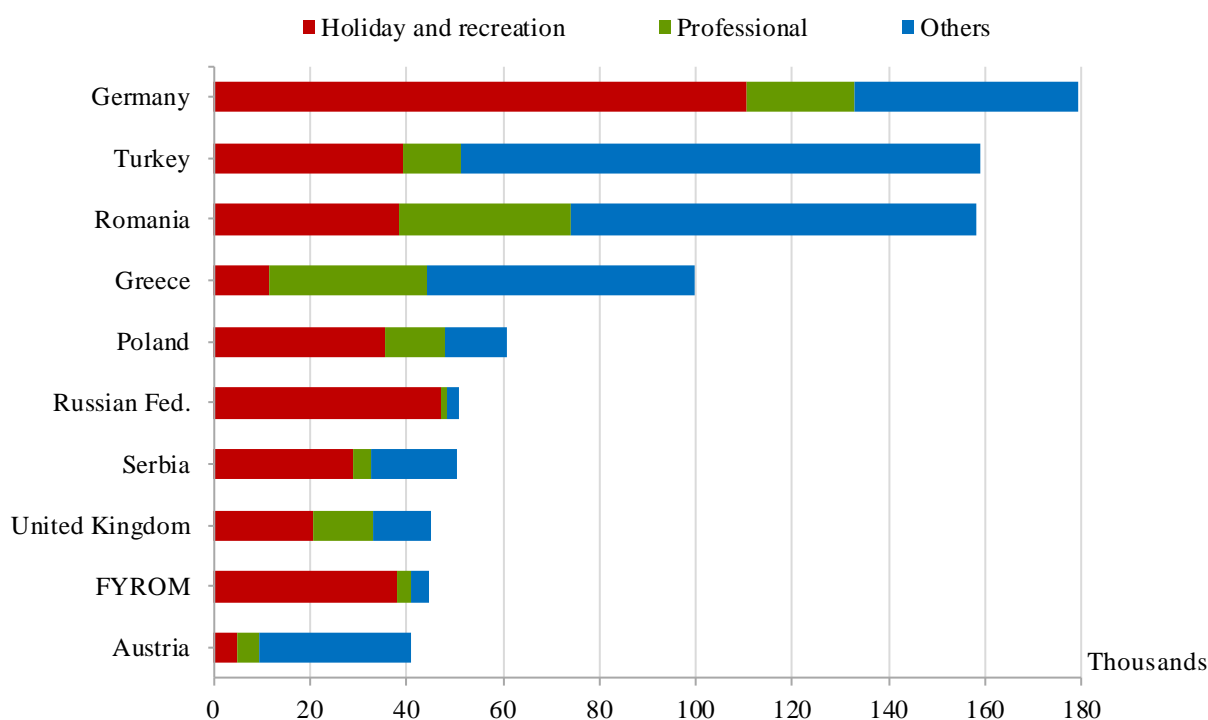


**Figure 5. Structure of visits of foreign citizens to Bulgaria by purpose in September 2017**



In September 2017 the most visits to Bulgaria were from: Germany - 179.1 thousand, Turkey - 158.8 thousand, Romania - 158.0 thousand, Greece - 99.6 thousand, Poland - 60.7 thousand, Russian Federation - 50.9 thousand, Serbia - 50.4 thousand, the United Kingdom - 45.1 thousand, the Former Yugoslav Republic of Macedonia - 44.9 thousand, and Austria - 41.1 thousand (Figure 6).

**Figure 6. Top visits by foreigners to Bulgaria by country of residence and purpose in September 2017**





## Methodological notes

The definitions recommended by the World Tourist Organization and the Methodological manual for tourism by Eurostat are applied by the National Statistical Institute.

In accordance with these definitions **an international tourist** is any person who travels to a country other than his/her permanent residence for less than a year and whose main purpose is not doing any activity for payment in place visited.

**The purposes of visiting** a country are the following:

- Excursion, holiday or entertainment (visits to cultural or historical landmarks, sport events and other);
- Visiting friends and relatives;
- Professional purposes (business trips, participation in conferences, congresses, concluding deals, and etc.);
- Other (education, medical treatment, and etc.) purposes.

Statistical data on the trips of Bulgarian citizens travelling abroad and visits by foreigners to Bulgaria are obtained on the basis of monthly information received from the Ministry of Interior and sample survey of the National Statistical Institute among Bulgarian and foreign citizens passing through border check points.

Data on the number of the trips of the citizens of the European Union are estimated on the basis of the information obtained from the Ministry of Interior and the airport authorities. Data on the number of citizens from 'third countries' are obtained directly from the Ministry of Interior.

Data on the purposes of the trips are obtained on the basis of the NSI's regular monthly sample survey of passing Bulgarian and foreign citizens through the border check points.



Annex

Table 1

**Trips of Bulgarian residents abroad by purposes of visit  
and country of destination in September 2017**

(Number)

Country of destination	Total	Purpose of visit		
		Holiday and recreation	Professional	Others
<b>Total</b>	<b>570786</b>	<b>194901</b>	<b>117653</b>	<b>258232</b>
<b>EU</b>	<b>351673</b>	<b>129674</b>	<b>81429</b>	<b>140570</b>
Austria	17880	3467	5689	8724
Belgium	5040	586	1875	2579
Croatia	2496	1248	719	529
Cyprus	1028	1028	-	-
Czech Republic	10008	6055	722	3231
Denmark	968	458	510	-
Finland	345	-	345	-
France	13393	4783	957	7653
Germany	38765	9527	8870	20368
Greece	147403	68744	32389	46270
Hungary	5493	1005	250	4238
Ireland	473	180	-	293
Italy	14592	7488	3456	3648
Malta	662	493	169	-
Netherlands	6537	577	1230	4730
Poland	7263	4358	387	2518
Portugal	1852	1697	155	-
Romania	39642	4848	16112	18682
Slovakia	3998	857	925	2216
Slovenia	2570	728	885	957
Spain	12615	6860	1549	4206
Sweden	1658	553	1105	-
United Kingdom	15341	4134	2502	8705
Other EU countries	1651	-	628	1023
<b>Other European countries</b>	<b>199761</b>	<b>60314</b>	<b>31354</b>	<b>108093</b>
The Former Yugoslav Republic of Macedonia	32630	14832	9888	7910
Norway	360	131	229	-
Russian Federation	6387	1331	2129	2927
Serbia	41997	9692	8399	23906
Switzerland	1394	697	581	116
Turkey	115672	33259	9675	72738
Ukraine	1321	372	453	496
<b>Other countries</b>	<b>3450</b>	<b>602</b>	<b>691</b>	<b>2157</b>
Canada	610	186	-	424
Israel	1461	221	413	827
USA	1379	195	278	906
<b>Rest of the world</b>	<b>15902</b>	<b>4311</b>	<b>4179</b>	<b>7412</b>



**Table 2**

**Arrivals of visitors from abroad to Bulgaria  
by purpose of visit and country of origin in September 2017**

(Number)

Country of origin	Total	Purpose of visit		
		Holiday and recreation	Professional	Others
<b>Total</b>	<b>1270585</b>	<b>583943</b>	<b>199934</b>	<b>486708</b>
<b>EU</b>	<b>808007</b>	<b>322412</b>	<b>168922</b>	<b>316673</b>
Austria	41100	4999	4662	31439
Belgium	27129	11851	5928	9350
Croatia	2304	812	524	968
Cyprus	3698	1526	938	1234
Czech Republic	39340	21886	2899	14555
Denmark	7646	1136	1175	5335
Finland	3499	2054	1166	279
France	40100	20477	10238	9385
Germany	179086	110298	22534	46254
Greece	99604	11723	32507	55374
Hungary	16117	9066	4029	3022
Ireland	2907	2077	830	-
Italy	19644	6999	4714	7931
Malta	326	326	-	-
Netherlands	18910	7320	3440	8150
Poland	60683	35649	12258	12776
Portugal	2301	767	1534	-
Romania	157955	38284	35612	84059
Slovakia	7041	3791	542	2708
Slovenia	2021	820	289	912
Spain	15236	2308	5438	7490
Sweden	5546	1109	2409	2028
United Kingdom	45058	20510	12620	11928
Other EU countries	10756	6624	2636	1496
<b>Other European countries</b>	<b>348946</b>	<b>180532</b>	<b>24082</b>	<b>144332</b>
The Former Yugoslav Republic of Macedonia	44851	37924	2940	3987
Norway	2677	1126	750	801
Russian Federation	50863	47341	899	2623
Serbia	50373	29022	3729	17622
Switzerland	3872	1613	968	1291
Turkey	158821	39138	12373	107310
Ukraine	37489	24368	2423	10698
<b>Other countries</b>	<b>36360</b>	<b>33679</b>	<b>1006</b>	<b>1675</b>
Canada	2491	2073	78	340
Israel	23001	22623	212	166
Japan	1201	949	118	134
USA	9667	8034	598	1035
<b>Rest of the world</b>	<b>77272</b>	<b>47320</b>	<b>5924</b>	<b>24028</b>