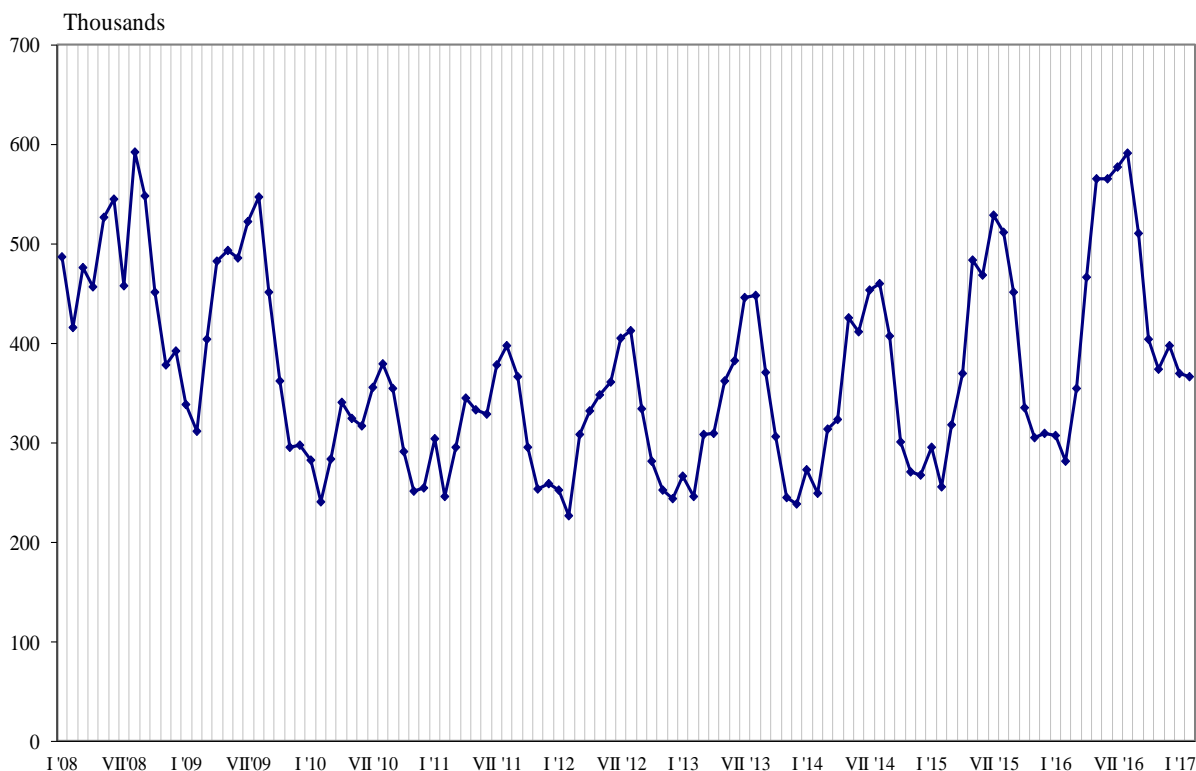




TRIPS OF BULGARIAN RESIDENTS ABROAD AND ARRIVALS OF VISITORS FROM ABROAD TO BULGARIA IN FEBRUARY 2017

In February 2017, **the number of the trips of Bulgarian residents abroad** was 366.8 thousand (Annex, Table 1) or by 30.4% above the registered in February 2016 (Figure 1). In comparison with the same month of the previous year an increase was observed in the total number of the trips of Bulgarians to: Austria - by 54.8%, Romania - by 52.5%, France - by 45.1%, Italy - by 41.5%, Greece - by 40.3%, the Former Yugoslav Republic of Macedonia - by 39.0%, Spain - by 35.0%, Serbia - by 31.3%, Germany - by 24.9%, and etc. At the same time decreased the number of the trips of Bulgarians to: Russian Federation - by 6.0%, the United Kingdom - by 4.6%, USA - by 2.6%, and etc.

Figure 1. Trips of Bulgarian residents abroad by months

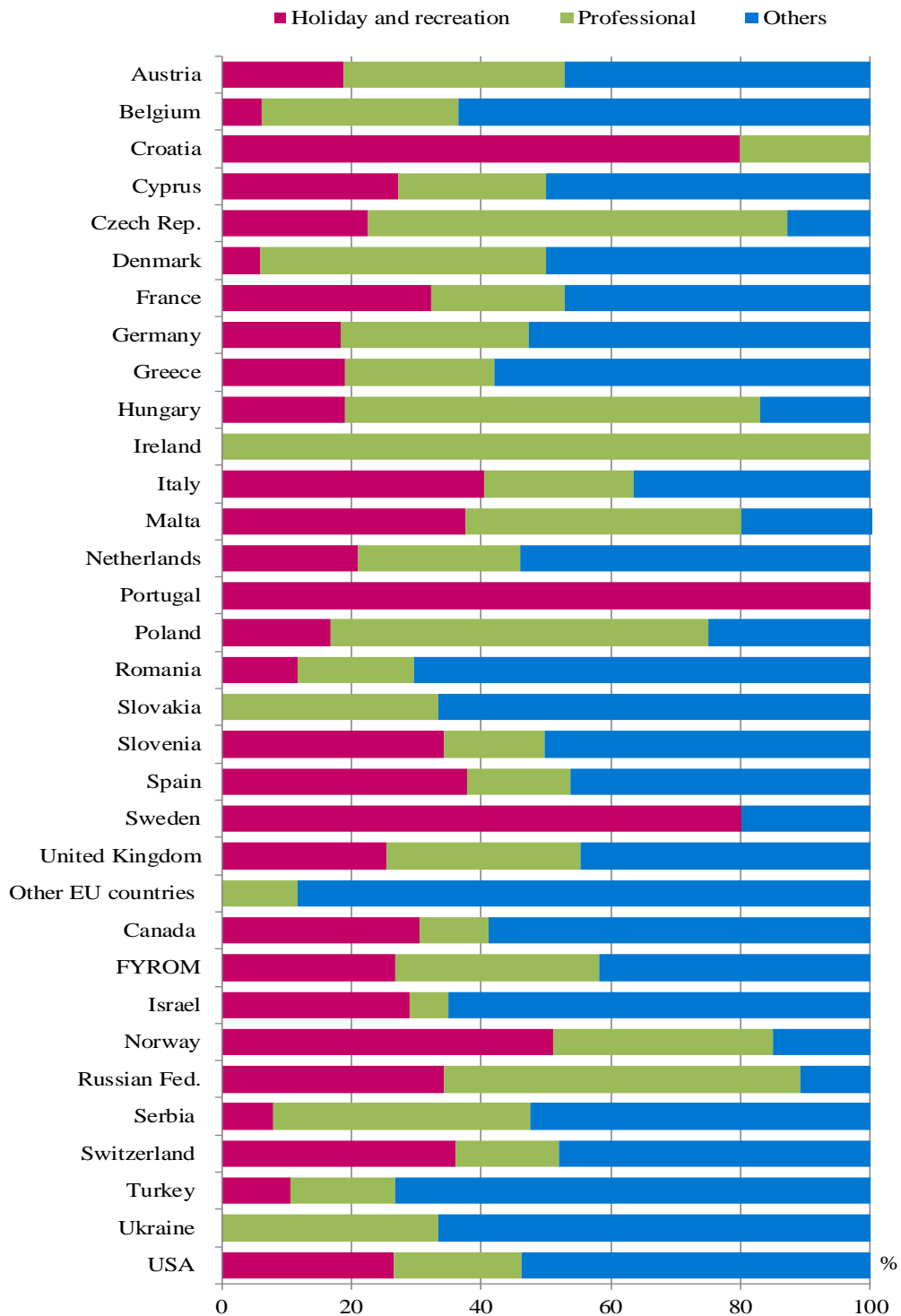


The trips with other purposes (as a guest, education and visit the cultural and sport events) in February 2017 composed the greatest share of the total number of trips of Bulgarian residents abroad - 55.0%, followed by the trips with professional purpose - 26.1%, and with holiday and recreation purpose - 18.9%. In comparison with February 2016 an increase was registered in the trips with all observed purposes: with other purposes - by 37.4%, with professional purpose - by 33.6%, and with holiday and recreation purpose - by 10.1%.

In February 2017, the trips with other purposes formed 73.3% of all trips to Turkey. The trips with professional purpose to Czech Republic were 64.7%, as these to Italy with holiday and recreation purpose were 40.5% of all trips of Bulgarian residents to these countries (Figure 2).



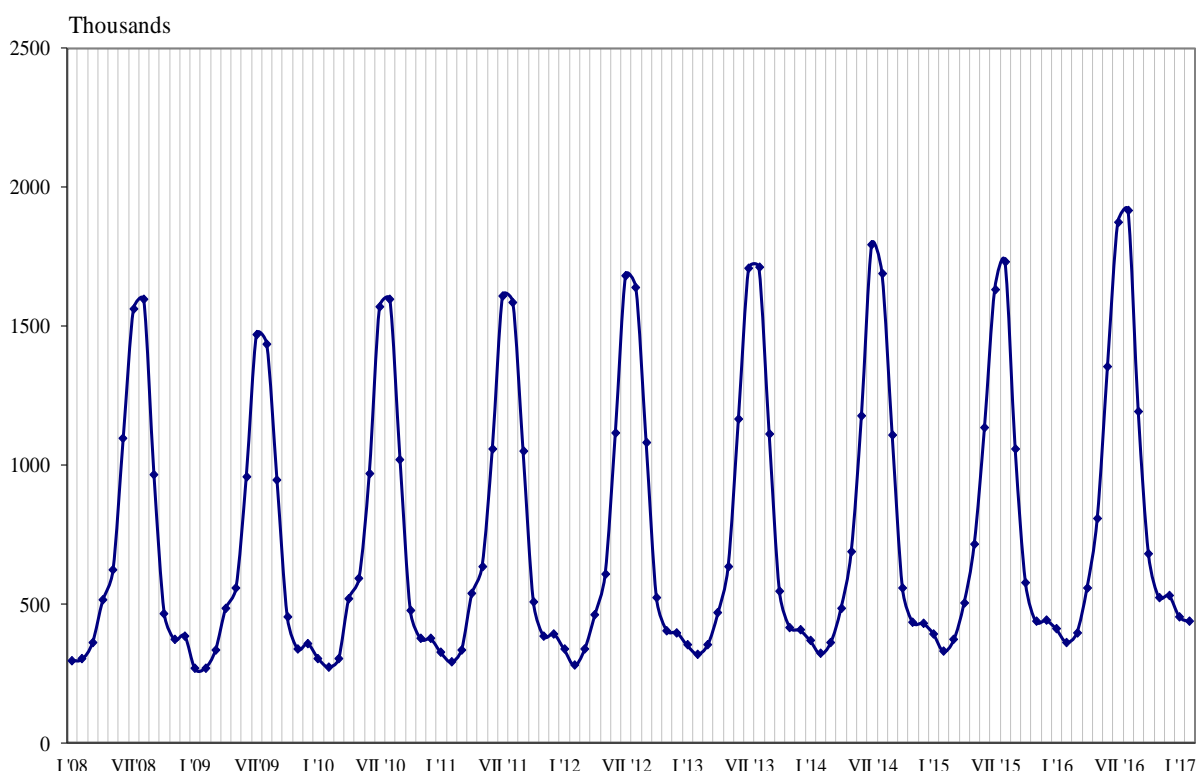
Figure 2. Structure of the trips of Bulgarian residents abroad by purpose of visit and country of destination in February 2017





In February 2017, **the number of arrivals of visitors from abroad to Bulgaria** was 435.9 thousand (Annex, Table 2) or by 20.4% more in comparison with February 2016 (Figure 3). An increase was registered in the trips by all observed purposes: with other purposes - by 25.6%, with professional purpose - by 18.7%, and with holiday and recreation purpose - by 16.8%.

Figure 3. Arrivals of visitors from abroad to Bulgaria by months



The share of visits of EU citizens was 46.9% of the total number of foreigners' visits to Bulgaria in February 2017 or by 42.4% more in comparison with the same month of the previous year. An increase was registered in the visits of citizens from almost all countries in EU: Poland - by 168.6%, Spain - by 99.0%, Greece - by 77.7%, Belgium - by 63.6%, Italy - by 44.1%, Austria - by 35.3%, Germany - by 32.1%, Romania - by 27.9%, the United Kingdom - by 24.4%, and etc.

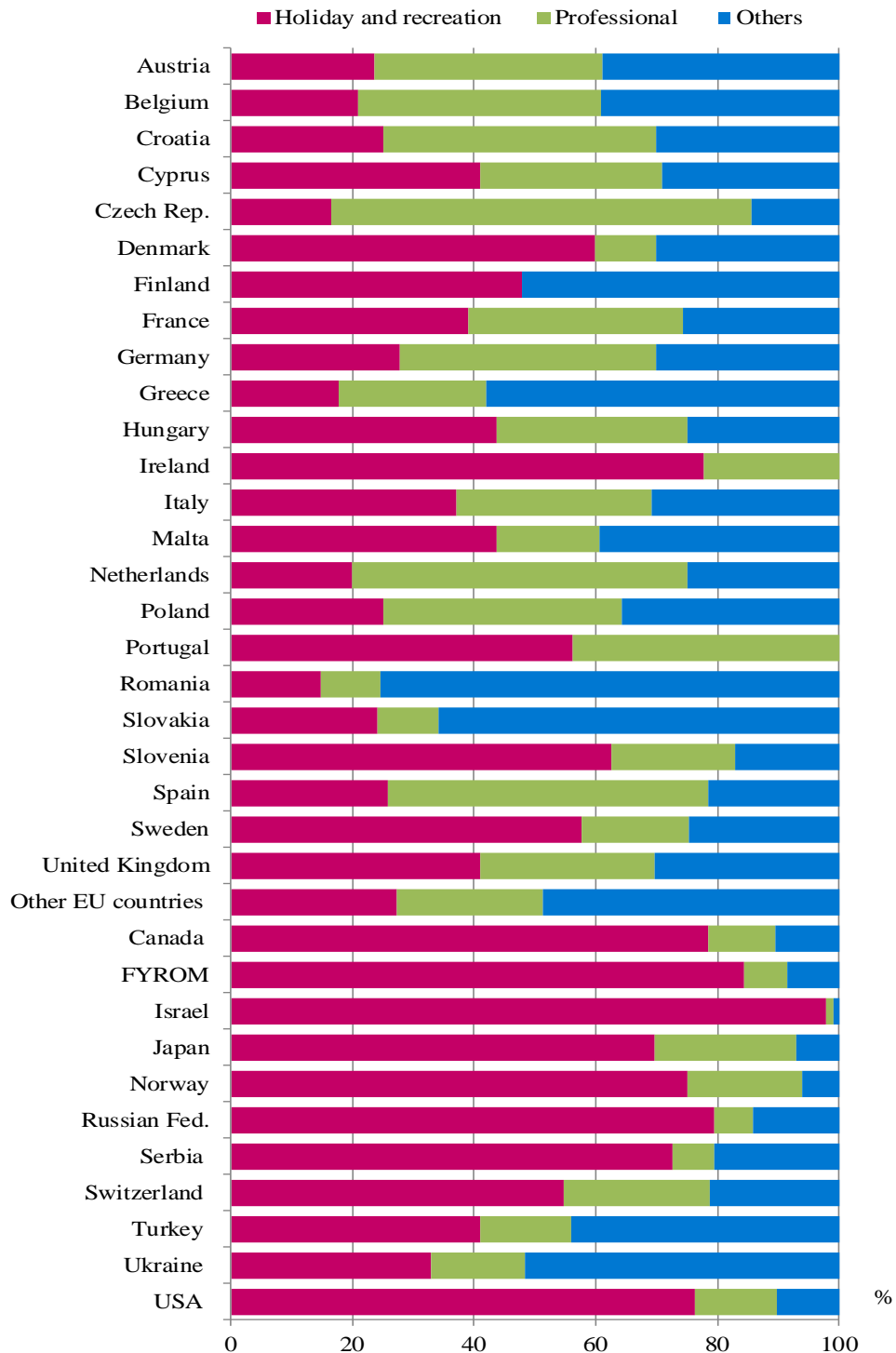
The visits of foreigners in the group 'Other European countries' increased by 4.4%, as the highest growth was observed in the visits of citizens of Ukraine - by 31.4%.

In February 2017, the predominant share of the visits with holiday and recreation purpose was 43.2%, followed by trips with other purposes (including as guest and passing transit) - 39.0%, and with professional purpose - 17.8%.

The visits with holiday and recreation purpose formed 97.8% of the arrivals from Israel and 84.5% - from the Former Yugoslav Republic of Macedonia. The visits with professional purpose were 52.9% of the arrivals from Spain and 42.2% - from Germany, as with other purposes were 75.4% of all arrivals from Romania and 58.0% - from Greece (Figure 4).



Figure 4. Structure of the arrivals of visitors to Bulgaria from abroad by purpose of visit and country of origin in February 2017





Methodological notes

The definitions recommended by the World Tourist Organization and the Methodological manual for tourism by Eurostat are applied by the National Statistical Institute.

In accordance with these definitions **an international tourist** is any person who travels to a country other than his/her permanent residence for at least 24 hours but no more than one year and whose main purpose is not doing any activity for payment.

The purposes of visiting a country are the following:

- Excursion, holiday or entertainment (visits to cultural or historical landmarks, sport events and other);
- Visiting friends and relatives;
- Professional purposes (business trips, participation in conferences, congresses, concluding deals, and etc.);
- Other (education, medical treatment, and etc.) purposes.

Statistical data on the trips of Bulgarian citizens travelling abroad and visits by foreigners to Bulgaria are obtained on the basis of monthly information received from the Ministry of Interior and sample survey of the National Statistical Institute among Bulgarian and foreign citizens passing through border check points.

Data on the number of the trips of the citizens of the European Union are estimated on the basis of the information obtained from the Ministry of Interior and the airport authorities. Data on the number of citizens from 'third countries' are obtained directly from the Ministry of Interior.

Data on the purposes of the trips are obtained on the basis of the NSI's regular monthly sample survey of passing Bulgarian and foreign citizens through the border check points.



Annex

Table 1

**Trips of Bulgarian residents abroad by purposes of visit
and country of destination in February 2017**

(Number)

| Country of destination | Total | Purpose of visit | | |
|--|---------------|------------------------|--------------|---------------|
| | | Holiday and recreation | Professional | Others |
| Total | 366780 | 69226 | 95628 | 201926 |
| EU | 214448 | 46549 | 55569 | 112330 |
| Austria | 13966 | 2635 | 4743 | 6588 |
| Belgium | 6914 | 419 | 2095 | 4400 |
| Croatia | 1992 | 1590 | 402 | - |
| Cyprus | 348 | 95 | 79 | 174 |
| Czech Republic | 7577 | 1704 | 4902 | 971 |
| Denmark | 932 | 56 | 410 | 466 |
| Finland | - | - | - | - |
| France | 11377 | 3681 | 2342 | 5354 |
| Germany | 20721 | 3788 | 6016 | 10917 |
| Greece | 64006 | 12228 | 14659 | 37119 |
| Hungary | 4645 | 889 | 2966 | 790 |
| Ireland | 125 | - | 125 | - |
| Italy | 11619 | 4710 | 2669 | 4240 |
| Malta | 214 | 78 | 91 | 45 |
| Netherlands | 3480 | 731 | 870 | 1879 |
| Poland | 2833 | 472 | 1653 | 708 |
| Portugal | 1155 | 1155 | - | - |
| Romania | 38835 | 4551 | 6978 | 27306 |
| Slovakia | 880 | - | 293 | 587 |
| Slovenia | 1292 | 443 | 200 | 649 |
| Spain | 13288 | 5027 | 2117 | 6144 |
| Sweden | 939 | 751 | - | 188 |
| United Kingdom | 6059 | 1546 | 1812 | 2701 |
| Other EU countries | 1251 | - | 147 | 1104 |
| Other European countries | 143095 | 20277 | 37371 | 85447 |
| The Former Yugoslav Republic of Macedonia | 30255 | 8084 | 9491 | 12680 |
| Norway | 489 | 249 | 166 | 74 |
| Russian Federation | 2038 | 698 | 1117 | 223 |
| Serbia | 36505 | 2907 | 14473 | 19125 |
| Switzerland | 2698 | 971 | 432 | 1295 |
| Turkey | 69600 | 7368 | 11189 | 51043 |
| Ukraine | 1510 | - | 503 | 1007 |
| Other countries | 2855 | 813 | 345 | 1697 |
| Canada | 684 | 209 | 73 | 402 |
| Israel | 1150 | 333 | 70 | 747 |
| USA | 1021 | 271 | 202 | 548 |
| Rest of the world | 6382 | 1587 | 2343 | 2452 |



Table 2

**Arrivals of visitors from abroad to Bulgaria
by purpose of visit and country of origin in February 2017**

(Number)

| Country of origin | Total | Purpose of visit | | |
|--|---------------|------------------------|--------------|---------------|
| | | Holiday and recreation | Professional | Others |
| Total | 435888 | 188187 | 77496 | 170205 |
| EU | 204583 | 48528 | 51745 | 104310 |
| Austria | 7988 | 1883 | 2984 | 3121 |
| Belgium | 4451 | 928 | 1780 | 1743 |
| Croatia | 1391 | 349 | 625 | 417 |
| Cyprus | 952 | 391 | 283 | 278 |
| Czech Republic | 2063 | 342 | 1426 | 295 |
| Denmark | 1068 | 641 | 107 | 320 |
| Finland | 395 | 189 | - | 206 |
| France | 3556 | 1391 | 1252 | 913 |
| Germany | 14700 | 4073 | 6199 | 4428 |
| Greece | 51789 | 9157 | 12570 | 30062 |
| Hungary | 2946 | 1289 | 921 | 736 |
| Ireland | 1200 | 932 | 268 | - |
| Italy | 8724 | 3248 | 2784 | 2692 |
| Malta | 197 | 86 | 33 | 78 |
| Netherlands | 3632 | 726 | 1998 | 908 |
| Poland | 6259 | 1565 | 2459 | 2235 |
| Portugal | 426 | 239 | 187 | - |
| Romania | 60758 | 8962 | 5975 | 45821 |
| Slovakia | 1596 | 384 | 160 | 1052 |
| Slovenia | 517 | 323 | 105 | 89 |
| Spain | 5201 | 1337 | 2753 | 1111 |
| Sweden | 1062 | 613 | 187 | 262 |
| United Kingdom | 21852 | 8975 | 6243 | 6634 |
| Other EU countries | 1860 | 505 | 446 | 909 |
| Other European countries | 186036 | 113036 | 19878 | 53122 |
| The Former Yugoslav Republic of Macedonia | 46403 | 39233 | 3254 | 3916 |
| Norway | 378 | 284 | 71 | 23 |
| Russian Federation | 10327 | 8224 | 641 | 1462 |
| Serbia | 41926 | 30445 | 2901 | 8580 |
| Switzerland | 810 | 443 | 195 | 172 |
| Turkey | 73815 | 30325 | 10916 | 32574 |
| Ukraine | 12377 | 4082 | 1900 | 6395 |
| Other countries | 15348 | 14236 | 651 | 461 |
| Canada | 518 | 406 | 58 | 54 |
| Israel | 11823 | 11558 | 157 | 108 |
| Japan | 334 | 233 | 77 | 24 |
| USA | 2673 | 2039 | 359 | 275 |
| Rest of the world | 29921 | 12387 | 5222 | 12312 |