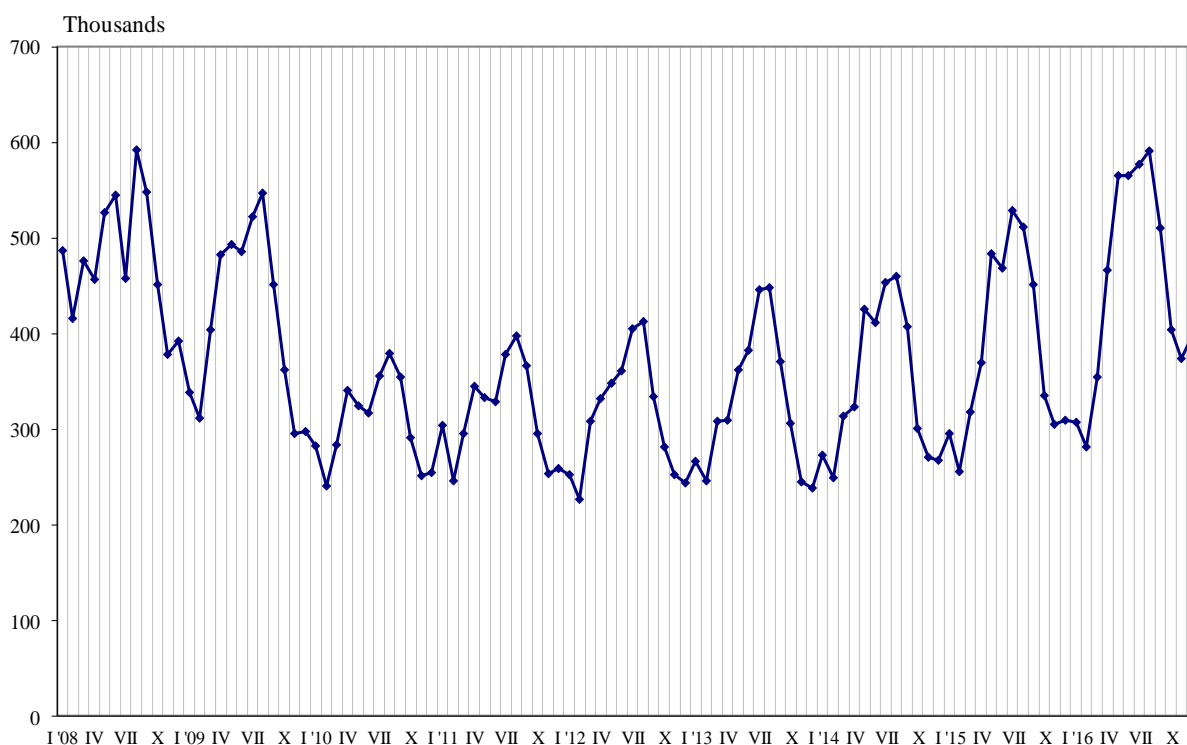




TRIPS OF BULGARIAN RESIDENTS ABROAD AND ARRIVALS OF VISITORS FROM ABROAD TO BULGARIA IN DECEMBER 2016

In December 2016, **the number of the trips of Bulgarian residents abroad** was 397.3 thousand (Annex, Table 1) or by 28.6% above the registered in December 2015 (Figure 1). In comparison with the same month of the previous year an increase was observed in the total number of the trips of Bulgarians to: Austria - by 107.9%, Spain - by 65.4%, Romania - by 64.3%, Serbia - by 29.9%, the Former Yugoslav Republic of Macedonia - by 25.8%, Germany - by 25.6%, Greece - by 23.5%, the United Kingdom - by 23.4%, Italy - by 21.2%, and etc. At the same time decreased the number of the trips of Bulgarians to: Slovenia - by 33.4%, Hungary - by 11.3%, Poland - by 8.3%, Turkey - by 0.9%, and etc.

Figure 1. Trips of Bulgarian residents abroad by months

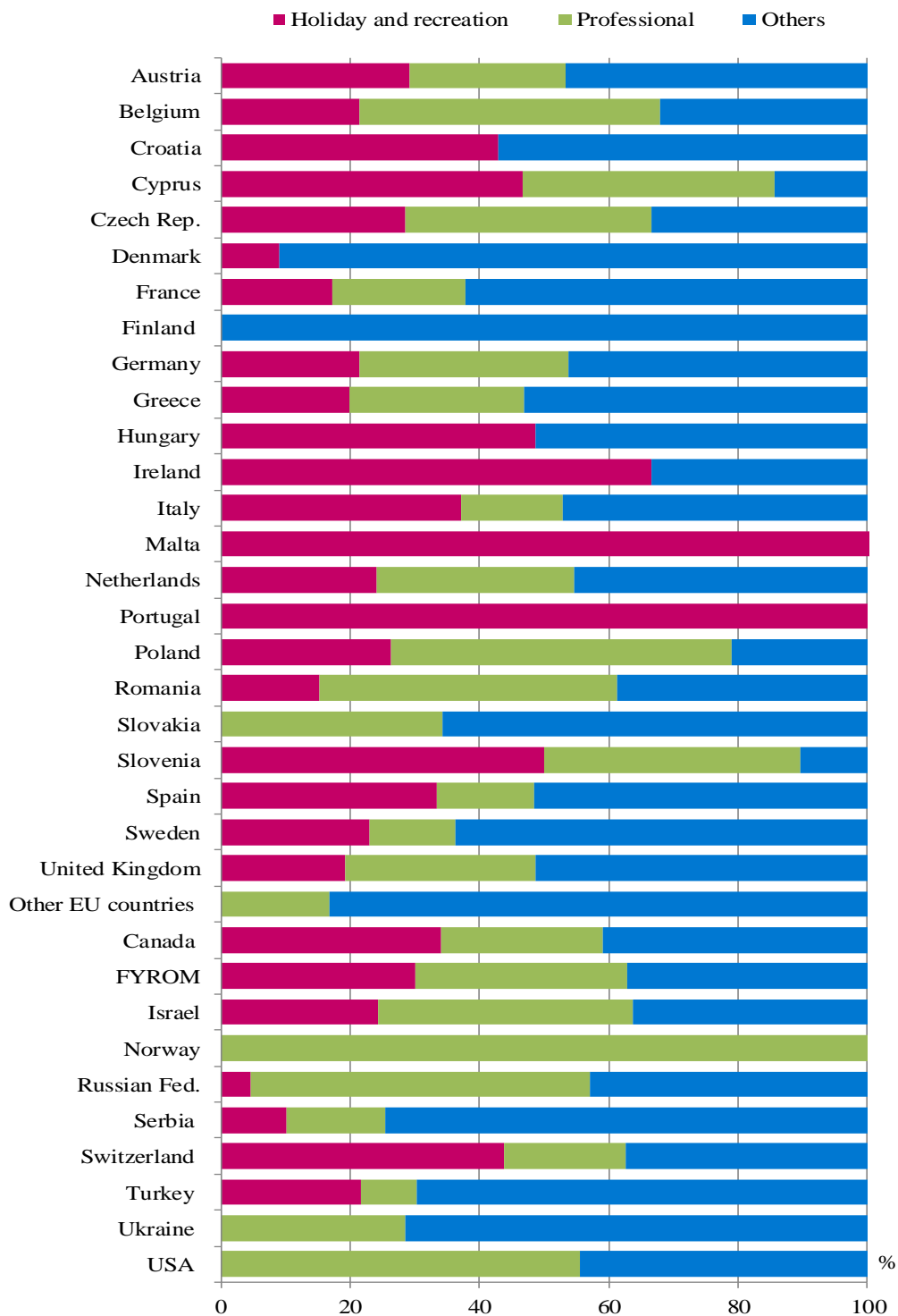


The trips with other purposes (as a guest, education and visit the cultural and sport events) in December 2016 composed the greatest share of the total number of trips of Bulgarian residents abroad - 53.4%, followed by the trips with professional purpose - 24.2%, and with holiday and recreation purpose - 22.4%. In comparison with December 2015 an increase was registered in the trips with all observed purposes: with other purposes - by 43.6%, with holiday and recreation purpose - by 24.6%, and with professional purpose - by 6.9%.

In December 2016, the trips with other purposes formed 74.6% of all trips to Serbia. The trips with professional purpose to Rumania were 45.9%, as these to Slovenia and Switzerland with holiday and recreation purpose were 50.0% and 43.7% respectively of all trips of Bulgarian residents to these countries (Figure 2).



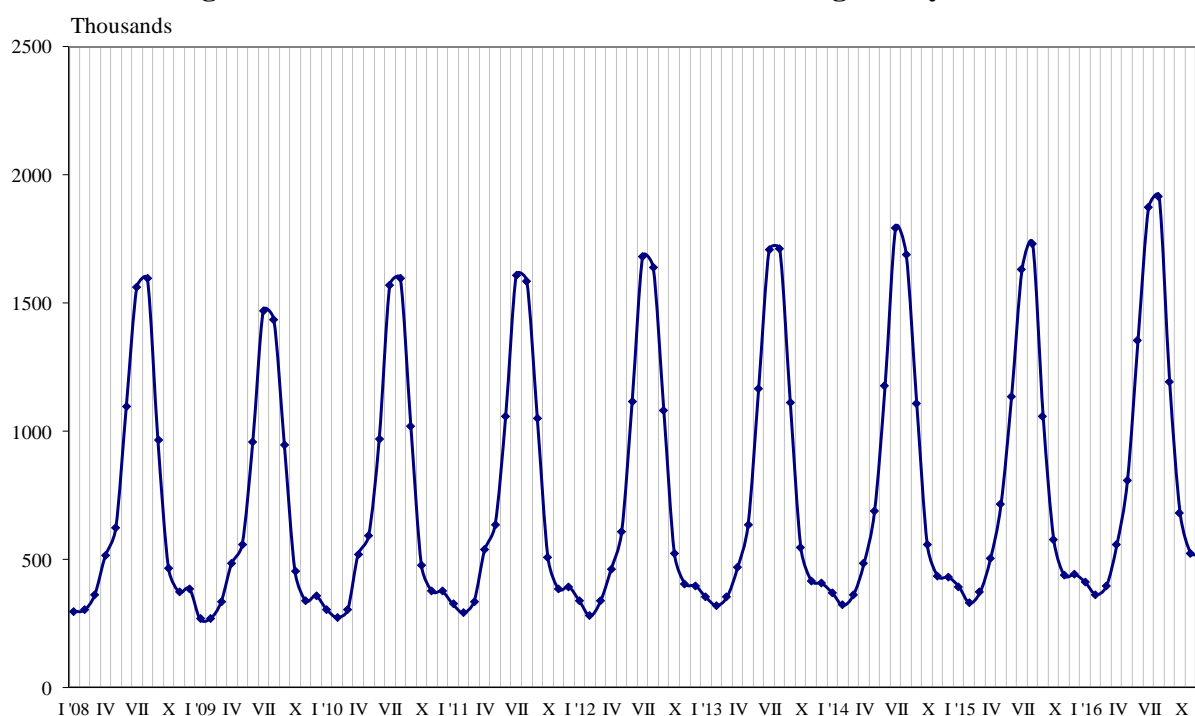
Figure 2. Structure of the trips of Bulgarian residents abroad by purpose of visit and country of destination in December 2016





In December 2016, **the number of arrivals of visitors from abroad to Bulgaria** was 531.1 thousand (Annex, Table 2) or by 20.4% more in comparison with December 2015 (Figure 3). An increase was registered in the trips by all observed purposes: with professional purpose - by 34.0%, with holiday and recreation purpose - by 19.9%, and with other purposes - by 15.8%.

Figure 3. Arrivals of visitors from abroad to Bulgaria by months



The share of visits of EU citizens was 55.4% of the total number of foreigners' visits to Bulgaria in December 2016 or by 30.1% more in comparison with the same month of the previous year. An increase was registered in the visits of citizens from: Czech Republic - by 51.2%, Austria - by 44.7%, France - by 37.8%, the United Kingdom - by 35.5%, Germany - by 33.1%, Greece - by 30.3%, Romania - by 28.1%, Poland - by 26.1%, Italy - by 16.6%, and etc. At the same time decreased the visits from Croatia - by 10.4%, Hungary - by 1.7%, and etc.

The visits of foreigners in the group 'Other European countries'¹ increased by 8.3%, as the highest growth was observed in the visits of citizens of Turkey - by 9.5%.

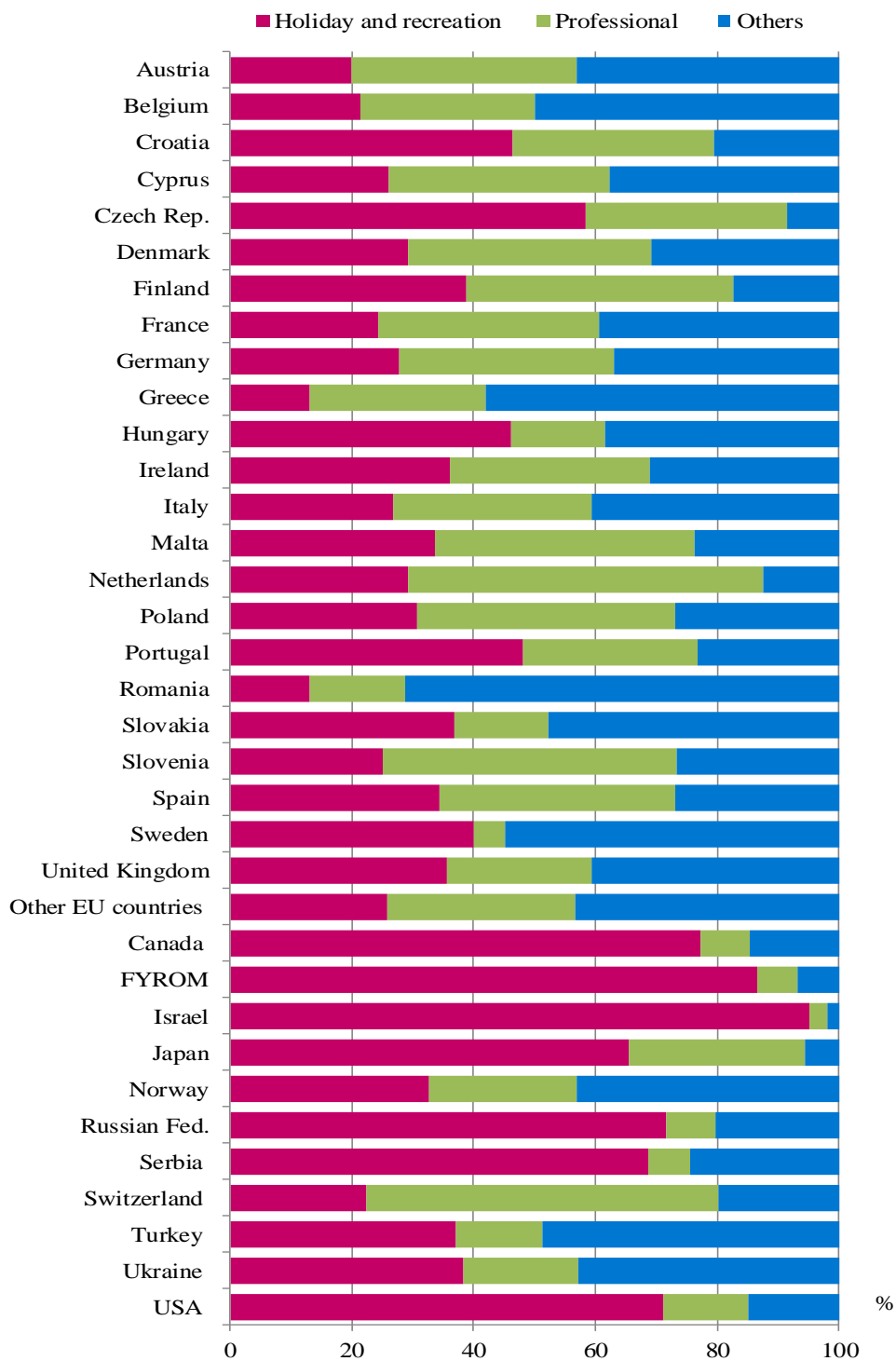
In December 2016, the predominant share of the visits with other purposes (including as guest and passing transit) was 46.0%, followed by trips with holiday and recreation purpose - 35.1%, and with professional purpose - 18.9%.

The visits with holiday and recreation purpose formed 86.7% of the arrivals from the Former Yugoslav Republic of Macedonia and 68.7% - from Serbia. The visits with professional purpose were 58.3% of the arrivals from the Netherlands and 42.3% - from Poland, as with other purposes were 71.3% of all arrivals from Romania and 58.1% - from Greece (Figure 4).

¹ Group 'Other European countries' includes countries in Europe outside EU.



Figure 4. Structure of the arrivals of visitors to Bulgaria from abroad by purpose of visit and country of origin in December 2016





Methodological notes

The definitions recommended by the World Tourist Organization and the Methodological manual for tourism by Eurostat are applied by the National Statistical Institute.

In accordance with these definitions **an international tourist** is any person who travels to a country other than his/her permanent residence for at least 24 hours but no more than one year and whose main purpose is not doing any activity for payment.

The purposes of visiting a country are the following:

- Excursion, holiday or entertainment (visits to cultural or historical landmarks, sport events and other);
- Visiting friends and relatives;
- Professional purposes (business trips, participation in conferences, congresses, concluding deals, and etc.);
- Other (education, medical treatment, and etc.) purposes.

Statistical data on the trips of Bulgarian citizens travelling abroad and visits by foreigners to Bulgaria are obtained on the basis of monthly information received from the Ministry of Interior and sample survey of the National Statistical Institute among Bulgarian and foreign citizens passing through border check points.

Data on the number of the trips of the citizens of the European Union are estimated on the basis of the information obtained from the Ministry of Interior and the airport authorities. Data on the number of citizens from 'third countries' are obtained directly from the Ministry of Interior.

Data on the purposes of the trips are obtained on the basis of the NSI's regular monthly sample survey of passing Bulgarian and foreign citizens through the border check points.



Annex

Table 1

**Trips of Bulgarian residents abroad by purposes of visit
and country of destination in December 2016**

(Number)

Country of destination	Total	Purpose of visit		
		Holiday and recreation	Professional	Others
Total	397267	89073	95968	212226
EU	233414	54982	66960	111472
Austria	13800	4044	3331	6425
Belgium	6751	1447	3134	2170
Croatia	2497	1070	-	1427
Cyprus	1015	474	396	145
Czech Republic	5345	1527	2036	1782
Denmark	2324	211	-	2113
Finland	453	-	-	453
France	5460	941	1130	3389
Germany	36076	7770	11655	16651
Greece	75545	15009	20512	40024
Hungary	4070	1982	-	2088
Ireland	1123	749	-	374
Italy	16121	6006	2529	7586
Malta	136	136	-	-
Netherlands	3690	893	1123	1674
Poland	3635	957	1913	765
Portugal	650	650	-	-
Romania	29079	4447	13342	11290
Slovakia	1533	-	524	1009
Slovenia	2168	1084	859	225
Spain	10528	3509	1595	5424
Sweden	2146	496	283	1367
United Kingdom	8214	1580	2422	4212
Other EU countries	1055	-	176	879
Other European countries	152015	31354	24495	96166
The Former Yugoslav Republic of Macedonia	27687	8306	9097	10284
Norway	507	-	507	-
Russian Federation	3631	173	1902	1556
Serbia	27943	2842	4262	20839
Switzerland	2549	1115	478	956
Turkey	87115	18918	7511	60686
Ukraine	2583	-	738	1845
Other countries	1395	212	617	566
Canada	217	74	54	89
Israel	569	138	225	206
USA	609	-	338	271
Rest of the world	10443	2525	3896	4022



Table 2

**Arrivals of visitors from abroad to Bulgaria
by purpose of visit and country of origin in December 2016**

(Number)

Country of origin	Total	Purpose of visit		
		Holiday and recreation	Professional	Others
Total	531081	186209	100638	244234
EU	294012	52816	72829	168367
Austria	8209	1642	3031	3536
Belgium	1882	403	538	941
Croatia	1493	691	496	306
Cyprus	1371	357	498	516
Czech Republic	5155	3007	1718	430
Denmark	970	283	388	299
Finland	240	93	105	42
France	5039	1222	1832	1985
Germany	17259	4780	6094	6385
Greece	94100	12223	27233	54644
Hungary	2371	1094	365	912
Ireland	562	203	185	174
Italy	7728	2066	2516	3146
Malta	459	154	196	109
Netherlands	3408	994	1988	426
Poland	5493	1690	2324	1479
Portugal	369	178	106	85
Romania	121037	15874	18850	86313
Slovakia	1350	497	210	643
Slovenia	732	183	354	195
Spain	3107	1073	1195	839
Sweden	1405	562	72	771
United Kingdom	9038	3228	2152	3658
Other EU countries	1235	319	383	533
Other European countries	190923	108118	21466	61339
The Former Yugoslav Republic of Macedonia	44440	38517	2914	3009
Norway	379	124	92	163
Russian Federation	9107	6529	736	1842
Serbia	38727	26613	2622	9492
Switzerland	1004	224	580	200
Turkey	83544	30870	11897	40777
Ukraine	13722	5241	2625	5856
Other countries	11294	9711	864	719
Canada	472	365	38	69
Israel	6962	6624	216	122
Japan	469	307	136	26
USA	3391	2415	474	502
Rest of the world	34852	15564	5479	13809