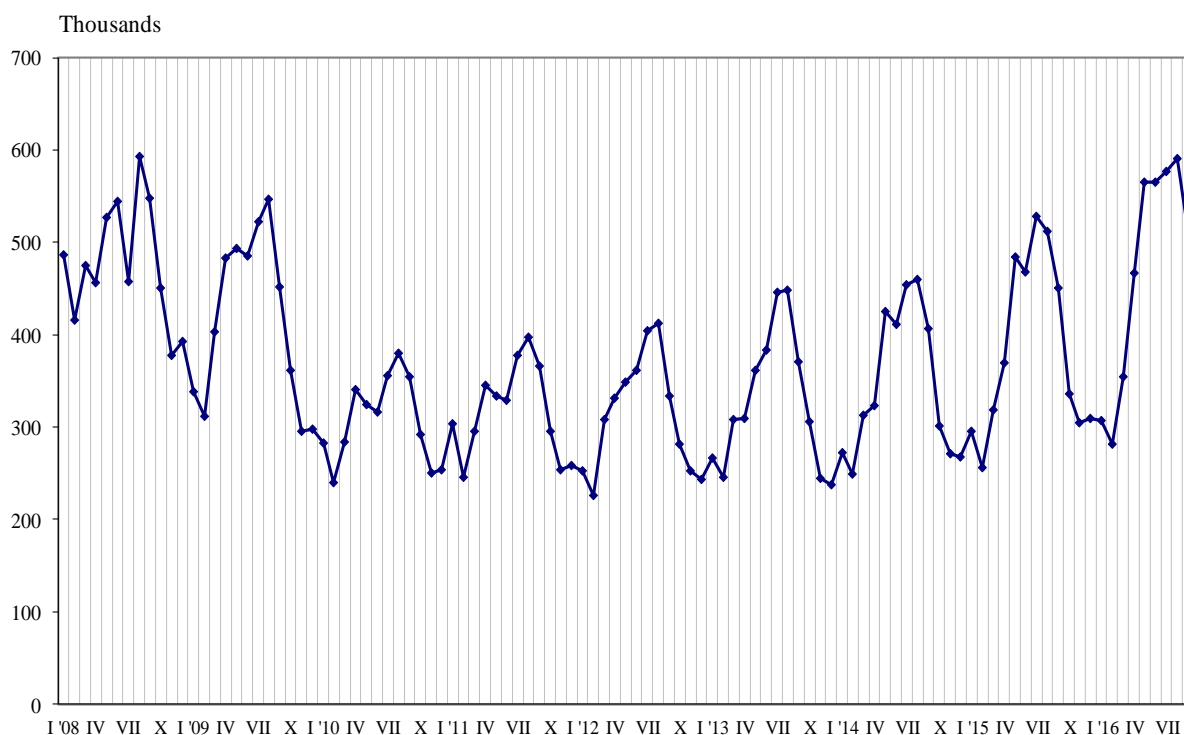




TRIPS OF BULGARIAN RESIDENTS ABROAD AND ARRIVALS OF VISITORS FROM ABROAD TO BULGARIA IN SEPTEMBER 2016

In September 2016, **the number of the trips of Bulgarian residents abroad** was 510.3 thousand (Annex, Table 1) or by 13.2% above the registered in September 2015 (Figure 1). In comparison with the same month of the previous year an increase was observed in the total number of the trips of Bulgarians to: Serbia - by 168.4%, Czech Republic - by 81.4%, Russian Federation - by 69.0%, Austria - by 55.9%, Italy - by 48.1%, Germany - by 19.6%, France - by 10.7%, and etc. At the same time decreased the number of the trips of Bulgarians to: the United Kingdom - by 6.4%, Spain - by 3.7%, the Former Yugoslav Republic of Macedonia - by 2.6%, Turkey - by 2.4%, and etc.

Figure 1. Trips of Bulgarian residents abroad by months

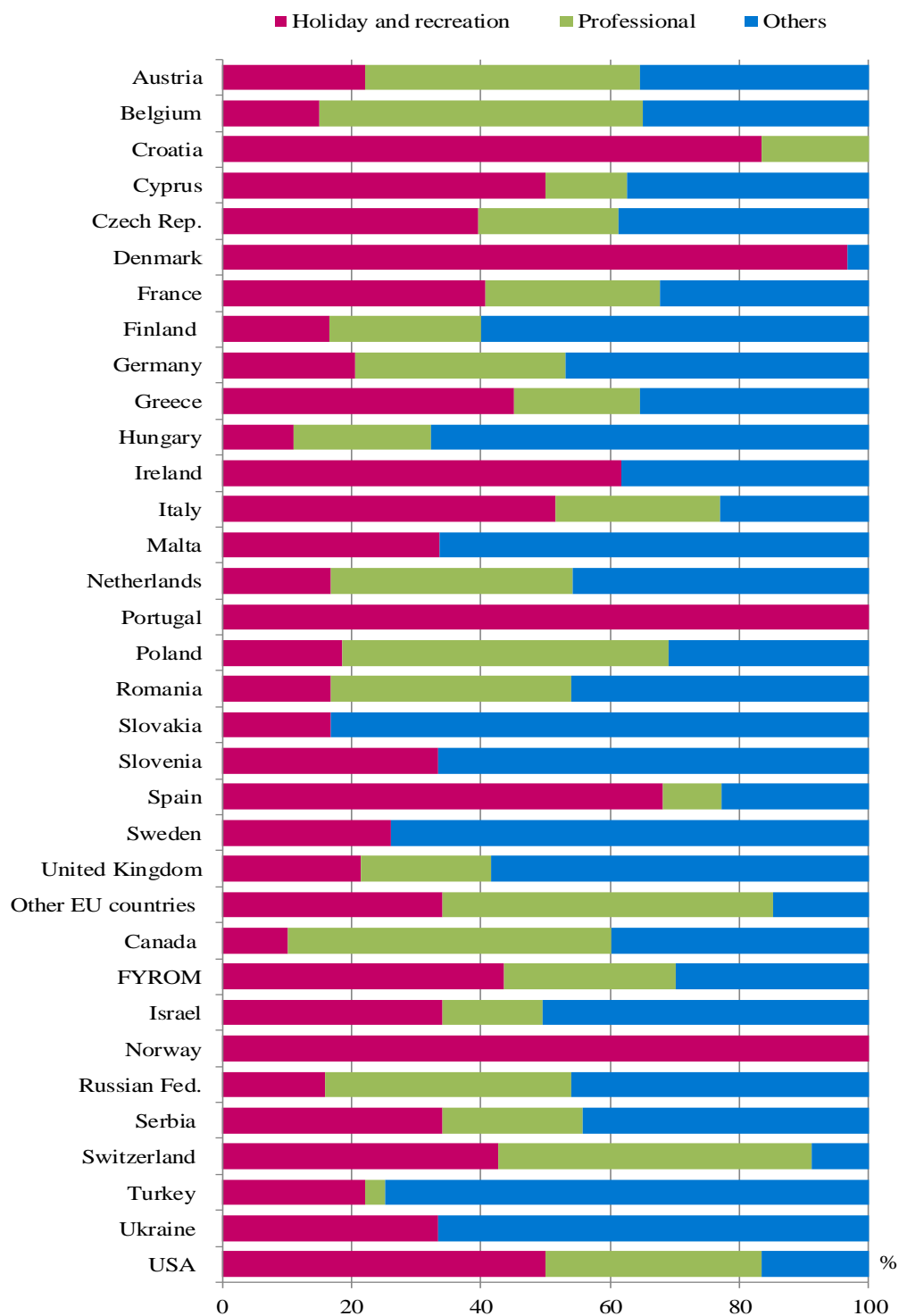


The trips with other purposes (as a guest, education and visit the cultural and sport events) in September 2016 composed the greatest share of the total number of trips of Bulgarian residents abroad - 46.8%, followed by the trips with holiday and recreation purpose - 33.0%, and with professional purpose - 20.2%. In comparison with September 2015 an increase was registered in the trips with other purposes - by 32.1%, and with professional purpose - by 3.4%, while the trips with holiday and recreation purpose decreased by 1.2%.

In September 2016, the trips with other purposes formed 74.8% of all trips to Turkey. The trips with professional purpose to Poland were 50.5%, as these to Spain and Italy with holiday and recreation purpose were 68.2% and 51.6% respectively of all trips of Bulgarian residents to these countries (Figure 2).



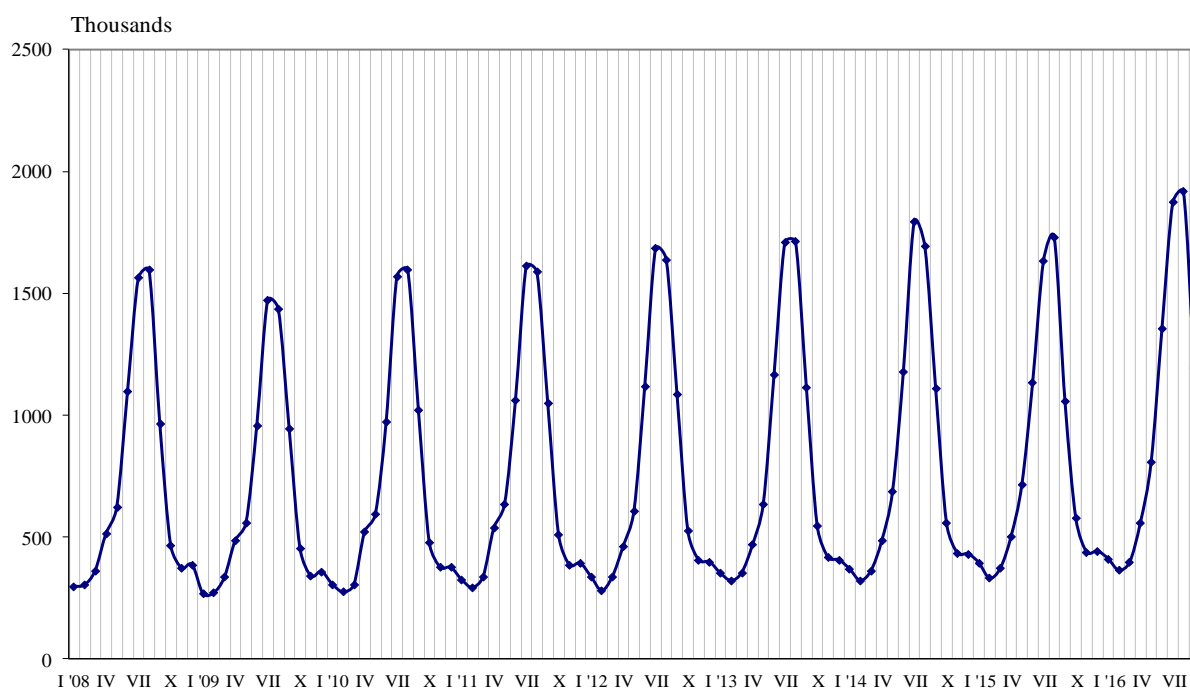
Figure 2. Structure of the trips of Bulgarian residents abroad by purpose of visit and country of destination in September 2016





In September 2016, **the number of arrivals of visitors from abroad to Bulgaria** was 1 192.3 thousand (Annex, Table 2) or by 12.9% more in comparison with September 2015 (Figure 3). An increase was registered in the trips by all observed purposes: with professional purpose - by 31.1%, with holiday and recreation purpose - by 15.5%, and with other purposes - by 3.7%.

Figure 3. Arrivals of visitors from abroad to Bulgaria by months



The share of visits of EU citizens was 64.8% of the total number of foreigners' visits to Bulgaria in September 2016 or by 15.0% more in comparison with the same month of the previous year. An increase was registered in the visits of citizens from Germany - by 28.2%, Belgium - by 26.2%, Czech Republic - by 22.4%, Greece - by 22.3%, Austria - by 18.0%, the Netherlands - by 14.7%, the United Kingdom - by 12.9%, Poland - by 12.1%, and etc. At the same time decreased the visits from Denmark - by 16.3%, Sweden - by 5.9%, Spain - by 3.5%, Italy - by 3.4%, and etc.

The visits of foreigners in the group 'Other European countries'¹ increased by 10.3%, as the highest growth was observed in the visits of citizens of Russian Federation - by 73.0%.

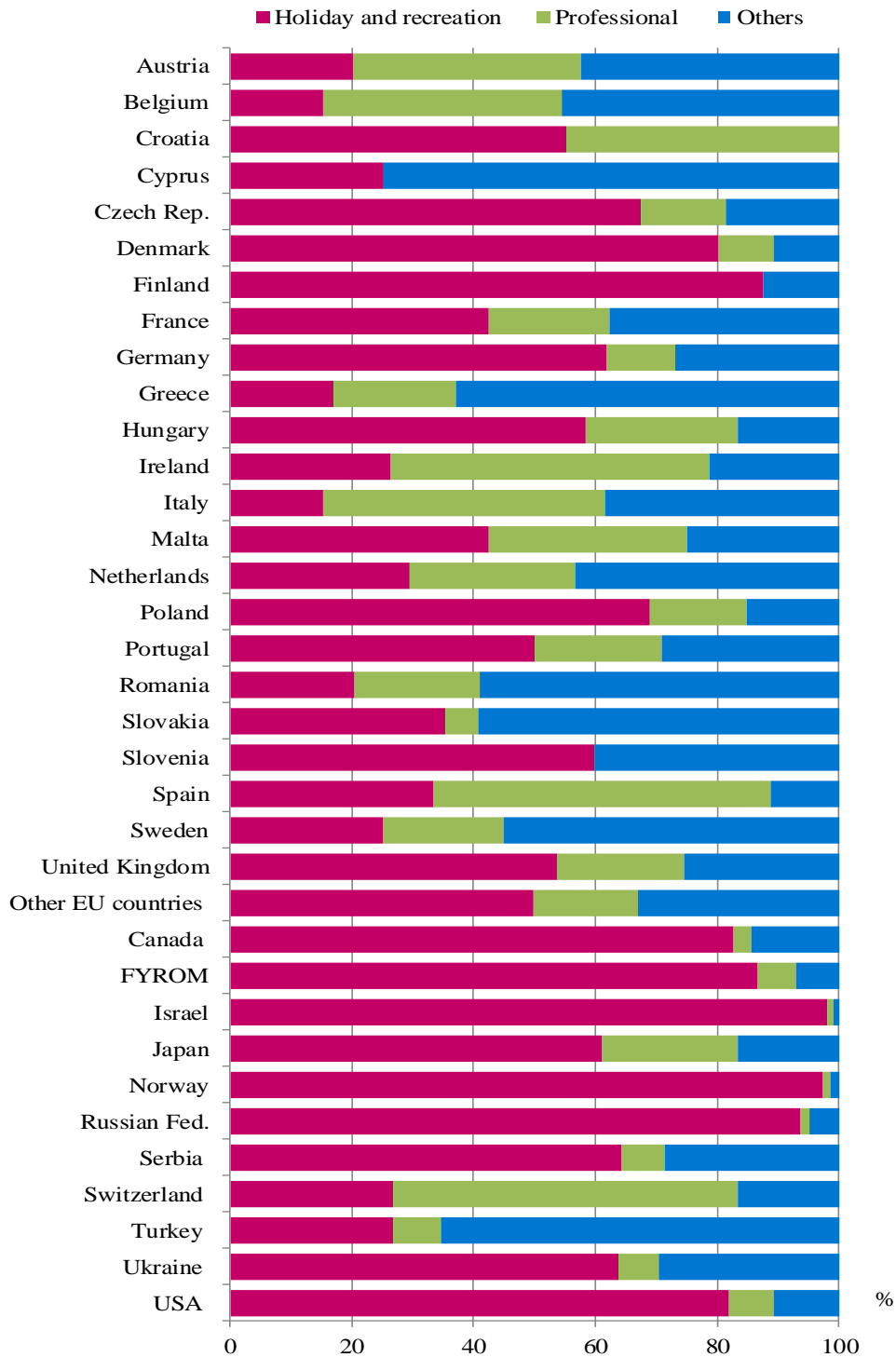
In September 2016, the predominant share of the visits with holiday and recreation purpose was 48.0%, followed by trips with other purposes (including as guest and passing transit) - 36.5%, and with professional purpose - 15.5%.

The visits with holiday and recreation purpose formed 98.2% of the arrivals from Israel and 93.8% - from Russian Federation. The visits with professional purpose were 56.7% of the arrivals from Switzerland and 55.6% - from Spain, as with other purposes were 65.3% of all arrivals from Turkey and 62.9% - from Greece (Figure 4).

¹ Group 'Other European countries' includes countries in Europe outside EU.



Figure 4. Structure of the arrivals of visitors to Bulgaria from abroad by purpose of visit and country of origin in September 2016





Methodological notes

The definitions recommended by the World Tourist Organization and the Methodological manual for tourism by Eurostat are applied by the National Statistical Institute.

In accordance with these definitions **an international tourist** is any person who travels to a country other than his/her permanent residence for at least 24 hours but no more than one year and whose main purpose is not doing any activity for payment.

The purposes of visiting a country are the following:

- Excursion, holiday or entertainment (visits to cultural or historical landmarks, sport events and other);
- Visiting friends and relatives;
- Professional purposes (business trips, participation in conferences, congresses, concluding deals, and etc.);
- Other (education, medical treatment, and etc.) purposes.

Statistical data on the trips of Bulgarian citizens travelling abroad and visits by foreigners to Bulgaria are obtained on the basis of monthly information received from the Ministry of Interior and sample survey of the National Statistical Institute among Bulgarian and foreign citizens passing through border check points.

Data on the number of the trips of the citizens of the European Union are estimated on the basis of the information obtained from the Ministry of Interior and the airport authorities. Data on the number of citizens from 'third countries' are obtained directly from the Ministry of Interior.

Data on the purposes of the trips are obtained on the basis of the NSI's regular monthly sample survey of passing Bulgarian and foreign citizens through the border check points.



Annex

Table 1

**Trips of Bulgarian residents abroad by purposes of visit
and country of destination in September 2016**

(Number)

Country of destination	Total	Purpose of visit		
		Holiday and recreation	Professional	Others
Total	510311	168379	103341	238591
EU	306002	110284	76592	119126
Austria	15512	3422	6615	5475
Belgium	3651	548	1825	1278
Croatia	1783	1486	297	-
Cyprus	622	311	78	233
Czech Republic	8761	3468	1905	3388
Denmark	1030	995	-	35
Finland	865	143	203	519
France	11244	4558	3039	3647
Germany	30484	6270	9945	14269
Greece	133922	60396	26259	47267
Hungary	5171	569	1108	3494
Ireland	444	274	-	170
Italy	12437	6414	3176	2847
Malta	134	45	-	89
Netherlands	4064	677	1524	1863
Poland	5868	1087	2962	1819
Portugal	1861	1861	-	-
Romania	36829	6207	13655	16967
Slovakia	3394	566	-	2828
Slovenia	2613	871	-	1742
Spain	9517	6489	865	2163
Sweden	2116	553	-	1563
United Kingdom	12479	2664	2524	7291
Other EU countries	1201	410	612	179
Other European countries	192679	54360	23561	114758
The Former Yugoslav Republic of Macedonia	31895	13911	8483	9501
Norway	251	251	-	-
Russian Federation	7065	1130	2685	3250
Serbia	39011	13299	8423	17289
Switzerland	1253	537	606	110
Turkey	111975	24822	3364	83789
Ukraine	1229	410	-	819
Other countries	3571	1318	1018	1235
Canada	569	58	284	227
Israel	1503	511	235	757
USA	1499	749	499	251
Rest of the world	8059	2417	2170	3472



Table 2

**Arrivals of visitors from abroad to Bulgaria
by purpose of visit and country of origin in September 2016**

(Number)

Country of origin	Total	Purpose of visit		
		Holiday and recreation	Professional	Others
Total	1192256	572625	184141	435490
EU	771993	317642	155814	298537
Austria	42516	8648	15853	18015
Belgium	21006	3183	8275	9548
Croatia	1984	1097	887	-
Cyprus	2601	650	-	1951
Czech Republic	37810	25500	5276	7034
Denmark	6614	5304	601	709
Finland	2670	2336	-	334
France	36215	15436	7124	13655
Germany	181303	112109	20687	48507
Greece	97151	16659	19430	61062
Hungary	16944	9884	4236	2824
Ireland	2191	579	1147	465
Italy	19134	2944	8831	7359
Malta	500	212	163	125
Netherlands	18308	5409	4993	7906
Poland	58841	40522	9437	8882
Portugal	1623	811	340	472
Romania	145836	29737	29940	86159
Slovakia	8061	2845	443	4773
Slovenia	2463	1478	-	985
Spain	12655	4218	7031	1406
Sweden	4611	1153	924	2534
United Kingdom	39753	21344	8271	10138
Other EU countries	11203	5584	1925	3694
Other European countries	315577	181143	20938	113496
The Former Yugoslav Republic of Macedonia	43152	37390	2779	2983
Norway	2343	2280	27	36
Russian Federation	60704	56937	837	2930
Serbia	41764	26851	2959	11954
Switzerland	3597	959	2038	600
Turkey	129789	34883	10077	84829
Ukraine	34228	21843	2221	10164
Other countries	33229	30390	1206	1633
Canada	2238	1850	64	324
Israel	21031	20655	208	168
Japan	1356	828	301	227
USA	8604	7057	633	914
Rest of the world	71457	43450	6183	21824