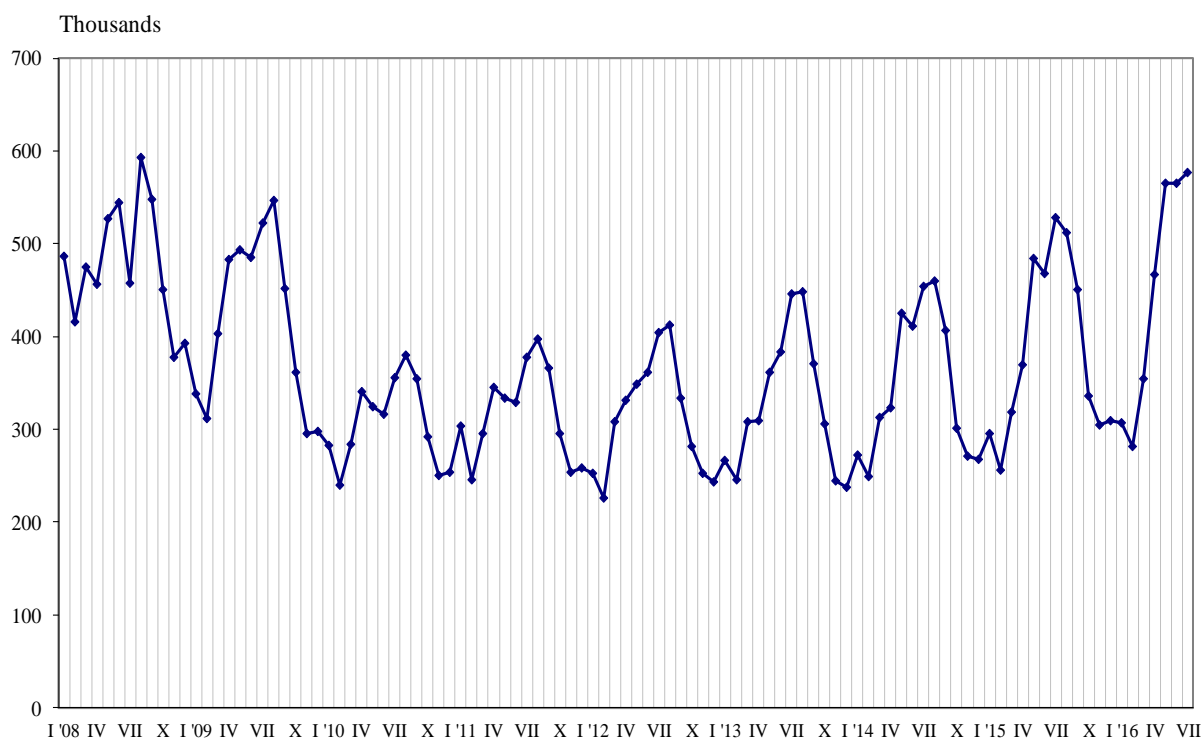




TRIPS OF BULGARIAN RESIDENTS ABROAD AND ARRIVALS OF VISITORS FROM ABROAD TO BULGARIA IN JULY 2016

In July 2016, **the number of the trips of Bulgarian residents abroad** was 577.2 thousand (Annex, Table 1) or by 9.2% above the registered in July 2015 (Figure 1). In comparison with the same month of the previous year an increase was observed in the total number of the trips of Bulgarians to: Czech Republic - by 132.9%, Romania - by 103.8%, Spain - by 40.7%, the United Kingdom - by 22.1%, Austria - by 17.8%, Italy - by 16.6%, Greece - by 13.0%, Serbia - by 12.6%, Germany - by 8.5%, and etc. At the same time decreased the number of the trips of Bulgarians to: Turkey - by 17.0%, Ukraine - by 16.3%, Russian Federation - by 9.1%, and etc.

Figure 1. Trips of Bulgarian residents abroad by months

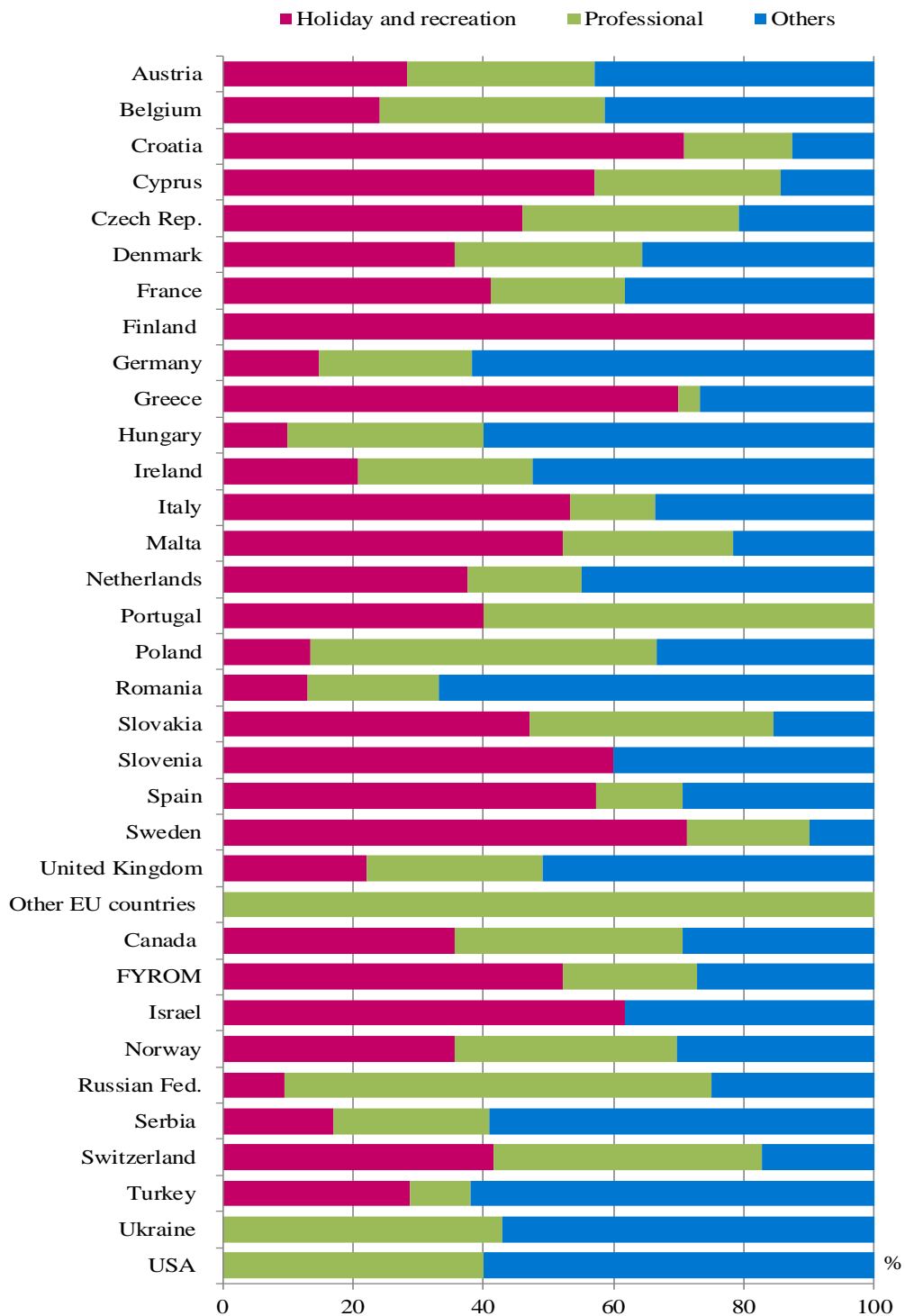


The trips with other purposes (as a guest, education and visit the cultural and sport events) in July 2016 composed the greatest share of the total number of trips of Bulgarian residents abroad - 46.6%, followed by the trips with holiday and recreation purpose - 37.0%, and with professional purpose - 16.4%. In comparison with July 2015 an increase was registered in the trips with other purposes - by 19.8% and with professional purpose - by 13.0%, while these with holiday and recreation purpose decreased by 3.1%.

In July 2016, the trips with other purposes formed 66.9% of all trips to Romania and 61.9% to Turkey. The trips with professional purpose to Russian Federation were 65.6%, as these to Greece and Spain with holiday and recreation purpose were 70.0% and 57.4% respectively of all trips of Bulgarian residents to these countries (Figure 2).



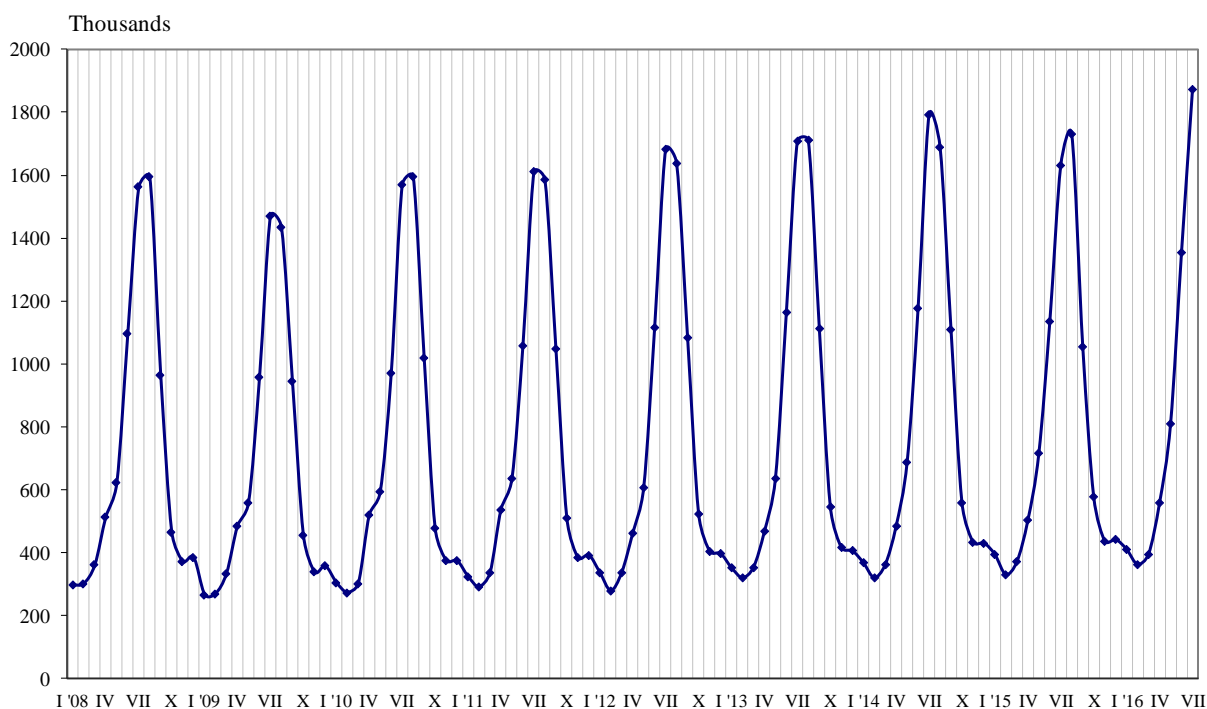
Figure 2. Structure of the trips of Bulgarian residents abroad by purpose of visit and country of destination in July 2016





In July 2016, **the number of arrivals of visitors from abroad to Bulgaria** was 1 872.4 thousand (Annex, Table 2) or by 14.7% more in comparison with July 2015 (Figure 3). An increase was registered in the trips by all observed purposes: with professional purpose - by 25.6%, with holiday and recreation purpose - by 20.6%, and with other purposes - by 4.6%.

Figure 3. Arrivals of visitors from abroad to Bulgaria by months



The share of visits of EU citizens was 61.3% of the total number of foreigners' visits to Bulgaria in July 2016 or by 20.2% more in comparison with the same month of the previous year. An increase was registered in the visits of citizens from Czech Republic - by 73.3%, Poland - by 36.0%, Hungary - by 34.6%, France - by 31.1%, and etc. At the same time decreased the visits from Portugal - by 13.0%, Slovenia - by 7.8%, Slovakia - by 0.8%, and etc.

The visits of foreigners in the group 'Other European countries'¹ increased by 9.6%, as the highest growth was observed in the visits of citizens of Norway - by 71.8%.

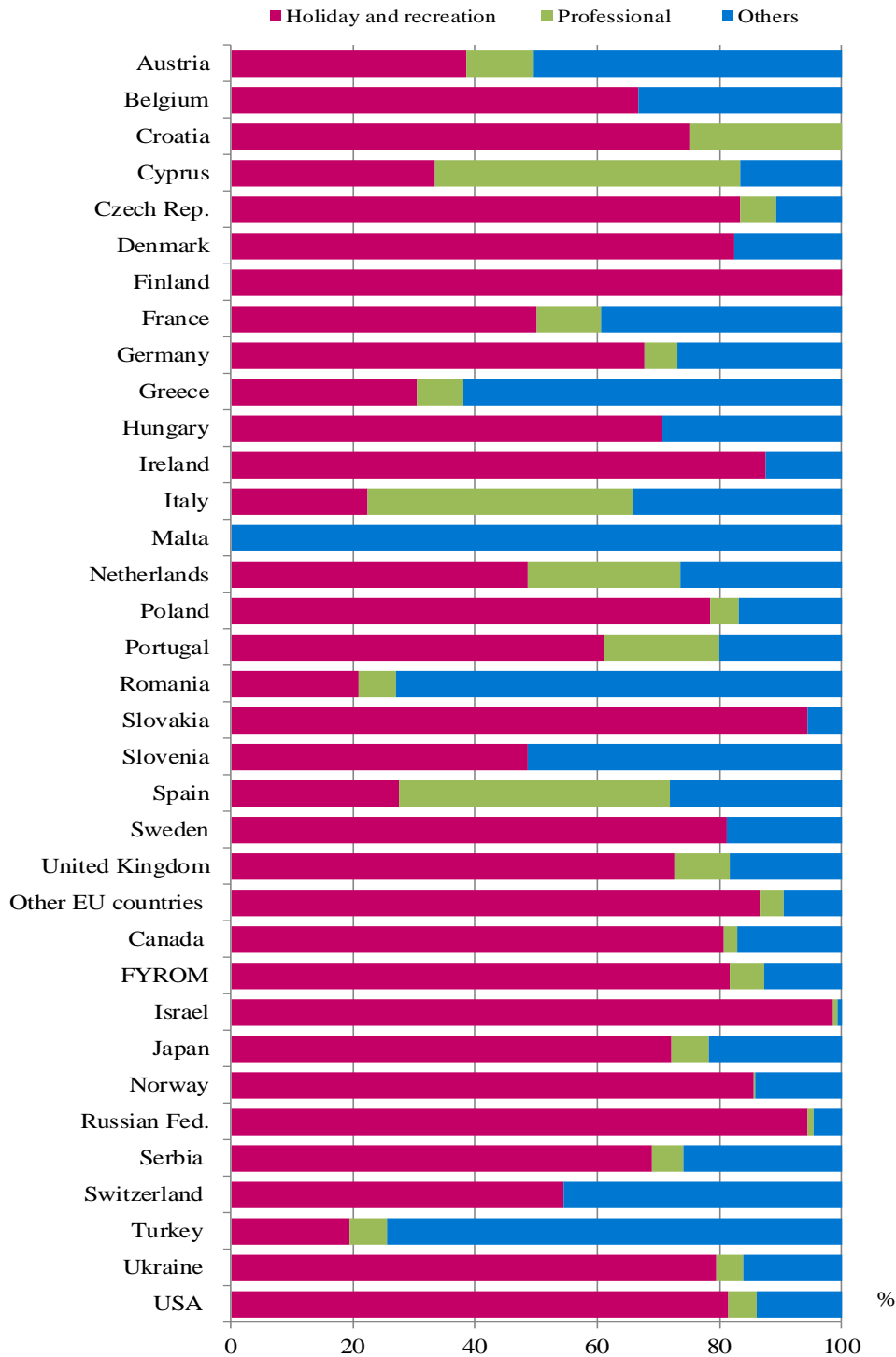
In July 2016, the predominant share of the visits with holiday and recreation purpose was 58.3%, followed by trips with other purposes (including as guest and passing transit) - 35.2%, and with professional purpose - 6.5%.

The visits with holiday and recreation purpose formed 98.7% of the arrivals from Israel and 94.4% - from Russian Federation. The visits with professional purpose were 44.2% of the arrivals from Spain and 43.3% - from Italy, as with other purposes were 74.5% of all arrivals from Turkey and 72.9% - from Romania (Figure 4).

¹Group 'Other European countries' includes countries in Europe outside EU.



Figure 4. Structure of the arrivals of visitors to Bulgaria from abroad by purpose of visit and country of origin in July 2016





Methodological notes

The definitions recommended by the World Tourist Organization and the Methodological manual for tourism by Eurostat are applied by the National Statistical Institute.

In accordance with these definitions **an international tourist** is any person who travels to a country other than his/her permanent residence for at least 24 hours but no more than one year and whose main purpose is not doing any activity for payment.

The purposes of visiting a country are the following:

- Excursion, holiday or entertainment (visits to cultural or historical landmarks, sport events and other);
- Visiting friends and relatives;
- Professional purposes (business trips, participation in conferences, congresses, concluding deals, and etc.);
- Other (education, medical treatment, and etc.) purposes.

Statistical data on the trips of Bulgarian citizens travelling abroad and visits by foreigners to Bulgaria are obtained on the basis of monthly information received from the Ministry of Interior and sample survey of the National Statistical Institute among Bulgarian and foreign citizens passing through border check points.

Data on the number of the trips of the citizens of the European Union are estimated on the basis of the information obtained from the Ministry of Interior and the airport authorities. Data on the number of citizens from 'third countries' are obtained directly from the Ministry of Interior.

Data on the purposes of the trips are obtained on the basis of the NSI's regular monthly sample survey of passing Bulgarian and foreign citizens through the border check points.



Annex

Table 1

**Trips of Bulgarian residents abroad by purposes of visit
and country of destination in July 2016**

(Number)

Country of destination	Total	Purpose of visit		
		Holiday and recreation	Professional	Others
Total	577190	213675	94850	268665
EU	347768	146057	57521	144190
Austria	15452	4361	4469	6622
Belgium	2274	549	784	941
Croatia	3222	2281	538	403
Cyprus	683	390	195	98
Czech Republic	12362	5666	4121	2575
Denmark	1775	634	507	634
Finland	553	553	-	-
France	8927	3675	1838	3414
Germany	60803	8942	14306	37555
Greece	117413	82188	3914	31311
Hungary	3984	398	1195	2391
Ireland	1353	282	361	710
Italy	18532	9874	2430	6228
Malta	1483	774	387	322
Netherlands	5904	2214	1038	2652
Poland	2764	369	1474	921
Portugal	4033	1613	2420	-
Romania	51376	6718	10275	34383
Slovakia	2052	967	767	318
Slovenia	1380	826	-	554
Spain	13346	7658	1750	3938
Sweden	2330	1663	437	230
United Kingdom	15713	3462	4261	7990
Other EU countries	54	-	54	-
Other European countries	216988	62815	34393	119780
The Former Yugoslav Republic of Macedonia	27627	14414	5706	7507
Norway	1394	498	472	424
Russian Federation	7962	746	5225	1991
Serbia	34320	5850	8190	20280
Switzerland	1182	491	486	205
Turkey	142160	40816	13310	88034
Ukraine	2343	-	1004	1339
Other countries	2983	1044	619	1320
Canada	564	201	197	166
Israel	1363	843	-	520
USA	1056	-	422	634
Rest of the world	9451	3759	2317	3375



Table 2

**Arrivals of visitors from abroad to Bulgaria
by purpose of visit and country of origin in July 2016**

(Number)

Country of origin	Total	Purpose of visit		
		Holiday and recreation	Professional	Others
Total	1872429	1091130	121024	660275
EU	1147127	612500	91845	442782
Austria	36756	14137	4039	18580
Belgium	30518	20345	-	10173
Croatia	3128	2346	782	-
Cyprus	5790	1930	2895	965
Czech Republic	54951	45794	3259	5898
Denmark	29621	24394	-	5227
Finland	8631	8631	-	-
France	54423	27212	5772	21439
Germany	211793	143308	11414	57071
Greece	117253	35734	8934	72585
Hungary	28152	19870	-	8282
Ireland	7723	6758	-	965
Italy	22639	5068	9799	7772
Malta	559	-	-	559
Netherlands	57085	27727	14302	15056
Poland	102272	80412	4684	17176
Portugal	4134	2527	780	827
Romania	247050	51606	15372	180072
Slovakia	29791	28136	-	1655
Slovenia	4613	2241	-	2372
Spain	11753	3246	5194	3313
Sweden	17056	13858	-	3198
United Kingdom	42313	30668	3882	7763
Other EU countries	19123	16552	737	1834
Other European countries	547795	341249	21801	184745
The Former Yugoslav Republic of Macedonia	50216	40955	2920	6341
Norway	17074	14601	74	2399
Russian Federation	160811	151874	1631	7306
Serbia	54298	37399	2799	14100
Switzerland	8712	4752	-	3960
Turkey	187160	36345	11346	139469
Ukraine	69524	55323	3031	11170
Other countries	53877	49972	1029	2876
Canada	3104	2508	68	528
Israel	36380	35909	269	202
Japan	1699	1225	104	370
USA	12694	10330	588	1776
Rest of the world	123630	87409	6349	29872