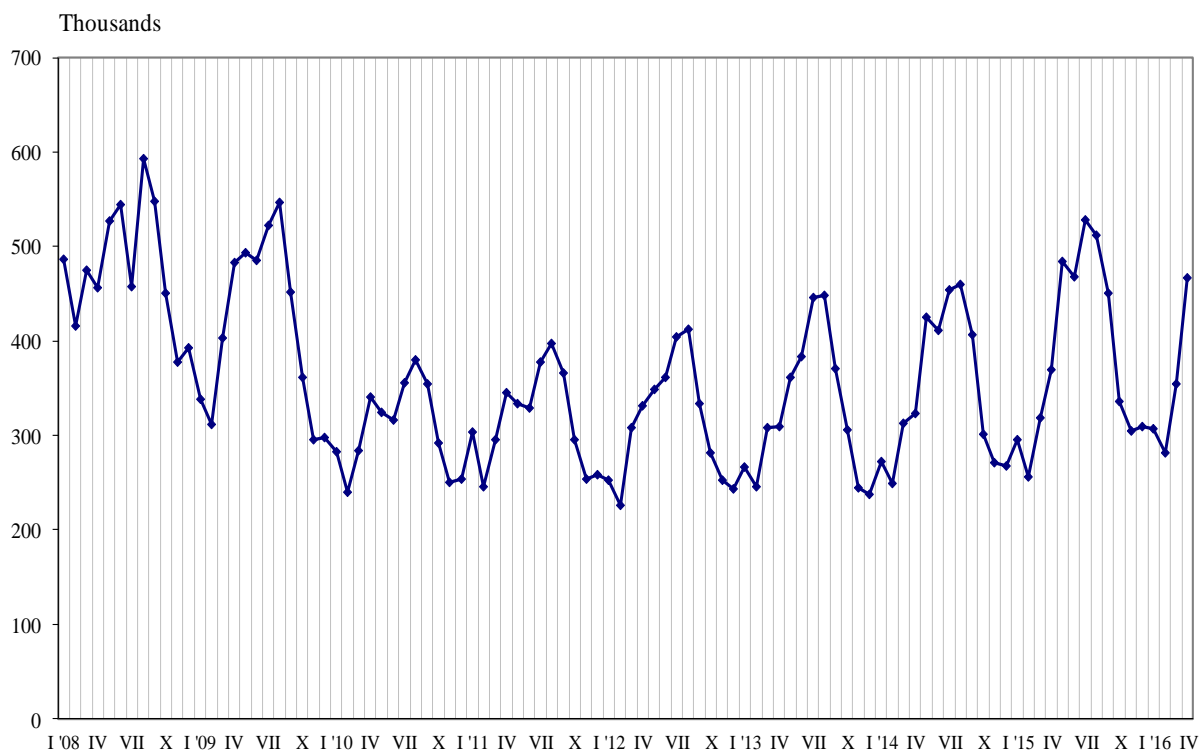




TRIPS OF BULGARIAN RESIDENTS ABROAD AND ARRIVALS OF VISITORS FROM ABROAD TO BULGARIA IN APRIL 2016

In April 2016, **the number of the trips of Bulgarian residents abroad** was 466.3 thousand (Annex, Table 1) or by 26.2% above the registered in April 2015 (Figure 1). In comparison with the same month of the previous year an increase was observed in the total number of the trips of Bulgarians to: Germany - by 60.8%, Greece - by 58.3%, Austria - by 38.0%, Spain - by 27.8%, Italy - by 27.7%, Romania - by 24.2%, and etc. At the same time decreased the number of the trips of Bulgarians to: Poland - by 2.5%, the United Kingdom - by 2.1%, and etc.

Figure 1. Trips of Bulgarian residents abroad by months

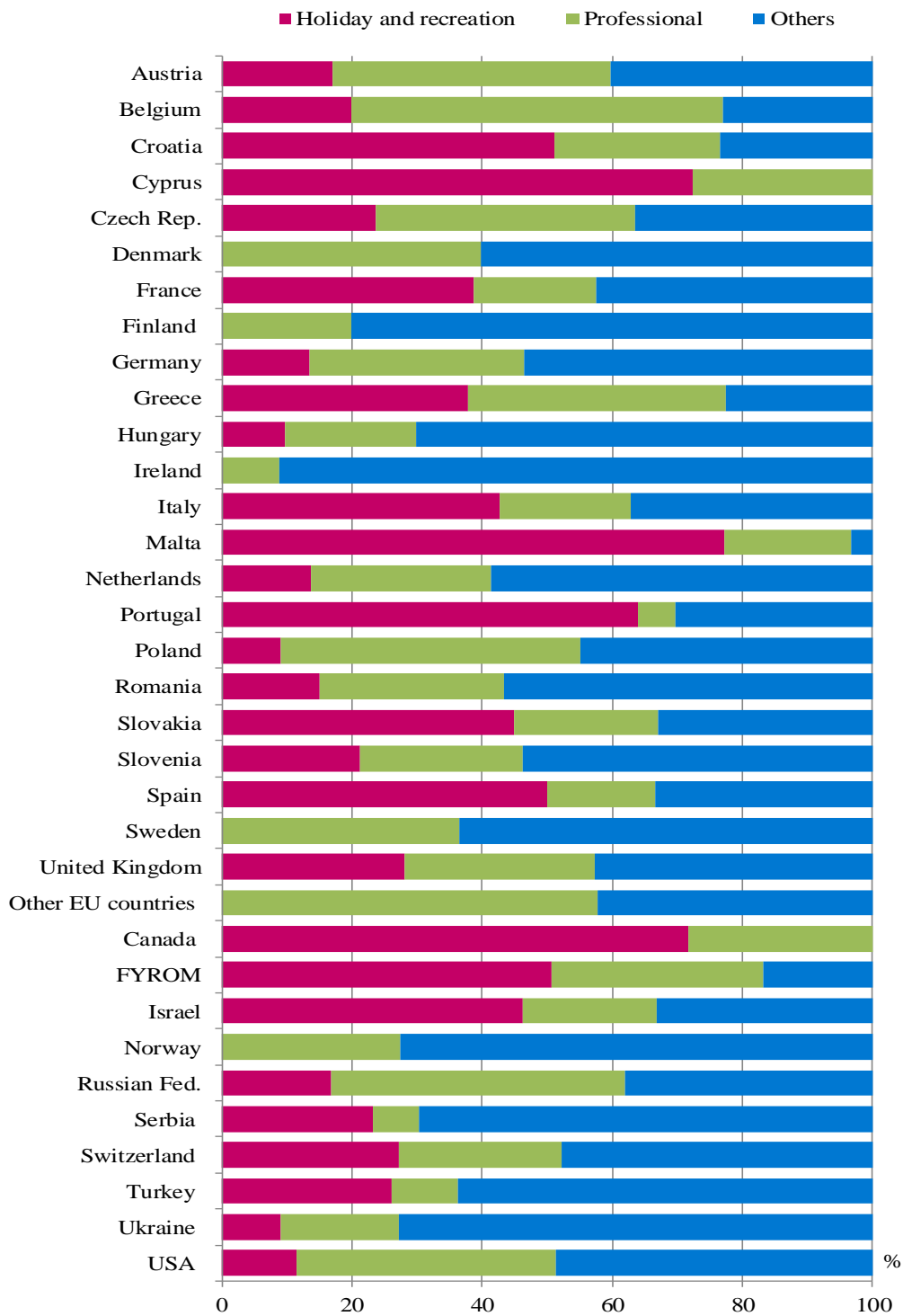


The trips with other purposes (as a guest, education and visit the cultural and sport events) in April 2016 composed the greatest share of the total number of trips of Bulgarian residents abroad - 46.0%, followed by the trips with holiday and recreation purpose - 29.4%, and with professional purpose - 24.6%. In comparison with April 2015 an increase was registered in the trips by all observed purposes: with other purposes - by 38.7%, with holiday and recreation purpose - by 22.5% and with professional purpose - by 11.3%.

In April 2016, the trips with other purposes formed 70.2% of all trips to Hungary and 69.8% to Serbia. The trips with professional purpose to Belgium were 57.2%, as these to Portugal and Croatia with holiday and recreation purpose were 64.0% and 51.0% respectively of all trips of Bulgarian residents to these countries (Figure 2).



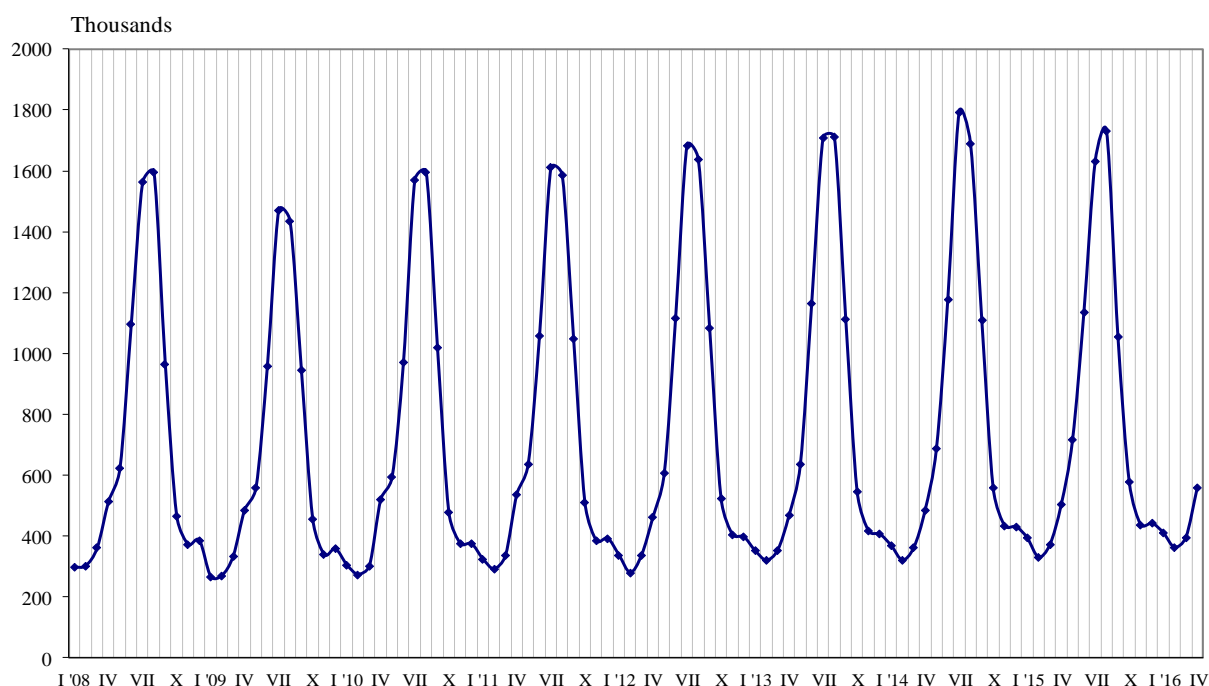
Figure 2. Structure of the trips of Bulgarian residents abroad by purpose of visit and country of destination in April 2016





In April 2016, **the number of arrivals of visitors from abroad to Bulgaria** was 558.1 thousand (Annex, Table 2) or by 11.1% above the level of April 2015 (Figure 3). An increase was registered in the trips with holiday and recreation purpose - by 41.5%, and with professional purpose - by 29.7%, while the trips with other purposes decreased by 16.1%.

Figure 3. Arrivals of visitors from abroad to Bulgaria by months



The share of visits of EU citizens was 55.7% of the total number of foreigners' visits to Bulgaria in April 2016 or by 13.8% more in comparison with the same month of the previous year. An increase was registered in the visits of the citizens of Greece - by 41.8%, Spain - by 22.8%, France - 15.9%, the Netherland - by 15.9%, the United Kingdom - by 6.8%, Romania - by 4.4%, and etc. At the same time decreased the visits from Hungary - by 8.2%, Belgium - by 7.3%, Germany - by 1.4%, Italy - by 0.4%, and etc.

The visits of foreigners in the group 'Other European countries'¹ increased by 9.2%, as the highest growth was observed in the visits of citizens of Ukraine - by 21.5%.

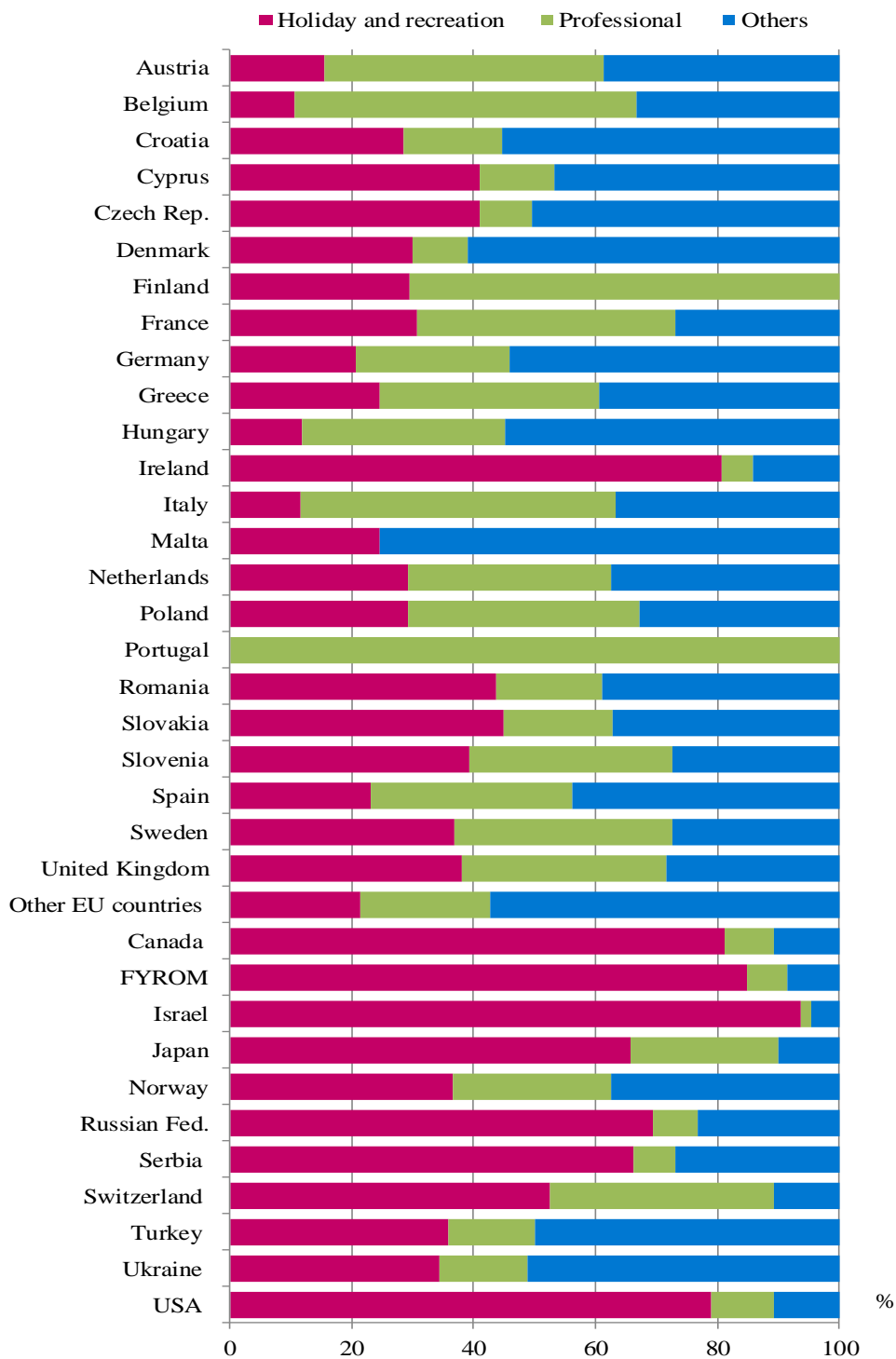
In April 2016, the predominant share of the visits with holiday and recreation purpose was 42.7%, followed by trips with other purposes (including as guest and passing transit) - 37.2% and with professional purpose - 20.1%.

The visits with holiday and recreation purpose formed 93.7% of the arrivals from Israel and 84.8% - from the Former Yugoslav Republic of Macedonia. The visits with professional purpose were 51.9% of the arrivals from Italy and 45.8% - from Austria, as with other purposes were 54.2% of all arrivals from Germany and 49.9% - from Turkey (Figure 4).

¹Group 'Other European countries' includes countries in Europe outside EU.



Figure 4. Structure of the arrivals of visitors to Bulgaria from abroad by purpose of visit and country of origin in April 2016





Methodological notes

The definitions recommended by the World Tourist Organization and the Methodological manual for tourism by Eurostat are applied by the National Statistical Institute.

In accordance with these definitions **an international tourist** is any person who travels to a country other than his/her permanent residence for at least 24 hours but no more than one year and whose main purpose is not doing any activity for payment.

The purposes of visiting a country are the following:

- Excursion, holiday or entertainment (visits to cultural or historical landmarks, sport events and other);
- Visiting friends and relatives;
- Professional purposes (business trips, participation in conferences, congresses, concluding deals, etc.);
- Other (education, medical treatment, etc.) purposes.

Statistical data on the trips of Bulgarian citizens travelling abroad and visits by foreigners to Bulgaria are obtained on the basis of monthly information received from the Ministry of Interior and sample survey of the National Statistical Institute among Bulgarian and foreign citizens passing through border check points.

Data on the number of the trips of the citizens of the European Union are estimated on the basis of the information obtained from the Ministry of Interior and the airport authorities. Data on the number of citizens from 'third countries' are obtained directly from the Ministry of Interior.

Data on the purposes of the trips are obtained on the basis of the NSI's regular monthly sample survey of passing Bulgarian and foreign citizens through the border check points.



Annex

Table 1

**Trips of Bulgarian residents abroad by purposes of visit
and country of destination in April 2016**

(Number)

Country of destination	Total	Purpose of visit		
		Holiday and recreation	Professional	Others
Total	466331	137152	114665	214514
EU	260185	76290	84707	99188
Austria	13622	2335	5803	5484
Belgium	7014	1391	4008	1615
Croatia	3936	2006	1003	927
Cyprus	956	691	265	-
Czech Republic	6332	1491	2533	2308
Denmark	1277	-	508	769
Finland	1022	-	204	818
France	9991	3877	1873	4241
Germany	29737	3982	9824	15931
Greece	82159	31084	32603	18472
Hungary	5909	577	1182	4150
Ireland	503	-	45	458
Italy	19346	8237	3908	7201
Malta	1149	887	224	38
Netherlands	3836	529	1058	2249
Poland	5556	505	2553	2498
Portugal	4293	2749	244	1300
Romania	31219	4683	8845	17691
Slovakia	1441	645	321	475
Slovenia	3719	788	930	2001
Spain	12710	6355	2118	4237
Sweden	765	-	280	485
United Kingdom	12381	3478	3617	5286
Other EU countries	1312	-	758	554
Other European countries	194639	55819	26623	112197
The Former Yugoslav Republic of Macedonia	28844	14595	9383	4866
Norway	307	-	84	223
Russian Federation	3940	659	1780	1501
Serbia	42312	9840	2952	29520
Switzerland	765	208	191	366
Turkey	115589	30255	11709	73625
Ukraine	2882	262	524	2096
Other countries	2646	961	746	939
Canada	254	182	72	-
Israel	1450	672	298	480
USA	942	107	376	459
Rest of the world	8861	4082	2589	2190



Table 2

**Arrivals of visitors from abroad to Bulgaria
by purpose of visit and country of origin in April 2016**

Country of origin	Total	Purpose of visit		
		Holiday and recreation	Professional	Others
Total	558116	238645	112010	207461
EU	310928	103198	84800	122930
Austria	9669	1500	4430	3739
Belgium	1996	211	1120	665
Croatia	1710	489	273	948
Cyprus	2453	1006	299	1148
Czech Republic	3069	1257	268	1544
Denmark	1093	328	100	665
Finland	862	255	607	-
France	6145	1891	2600	1654
Germany	19812	4077	4983	10752
Greece	75436	18458	27285	29693
Hungary	3965	471	1322	2172
Ireland	895	723	45	127
Italy	10688	1233	5549	3906
Malta	476	117	-	359
Netherlands	3674	1072	1225	1377
Poland	8463	2480	3210	2773
Portugal	757	-	757	-
Romania	137395	59925	23897	53573
Slovakia	2679	1204	477	998
Slovenia	1612	635	537	440
Spain	4103	947	1364	1792
Sweden	1121	413	401	307
United Kingdom	10554	4015	3556	2983
Other EU countries	2301	491	495	1315
Other European countries	191979	106082	20999	64898
The Former Yugoslav Republic of Macedonia	45385	38466	3024	3895
Norway	747	273	194	280
Russian Federation	10710	7442	774	2494
Serbia	37169	24622	2567	9980
Switzerland	2248	1183	828	237
Turkey	81076	29074	11486	40516
Ukraine	14644	5022	2126	7496
Other countries	17169	14820	1099	1250
Canada	1058	859	86	113
Israel	9270	8685	170	415
Japan	920	605	224	91
USA	5921	4671	619	631
Rest of the world	38040	14545	5112	18383