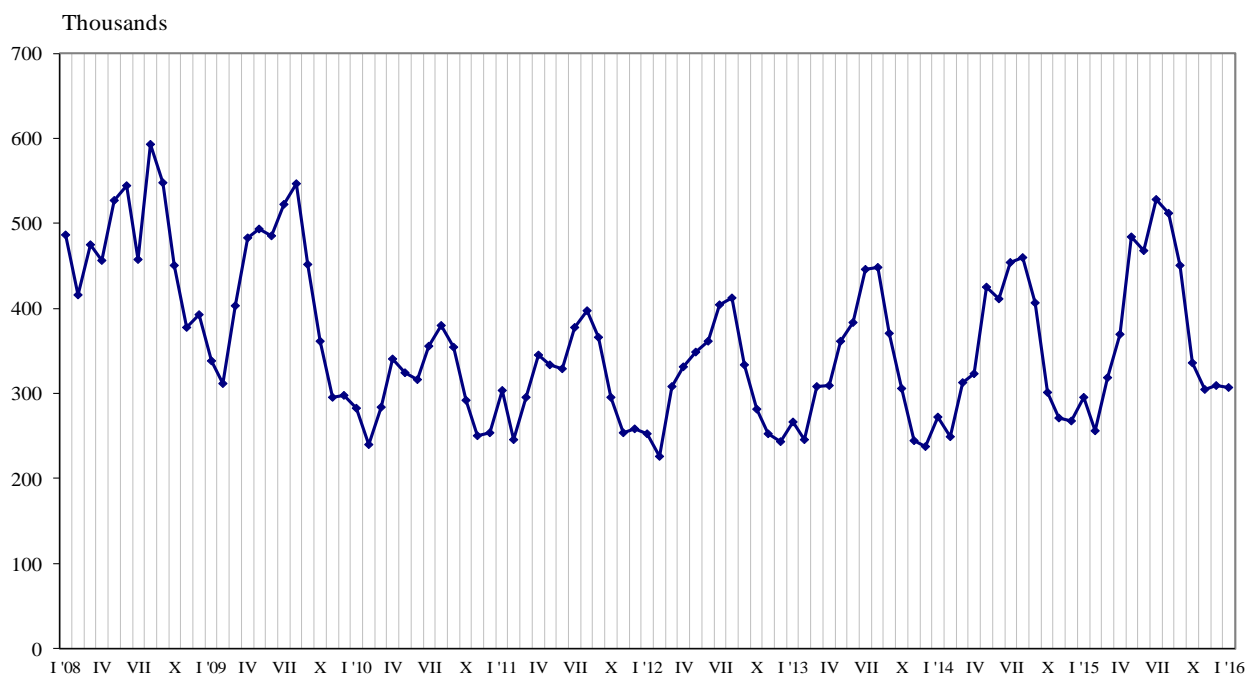




TRIPS OF BULGARIAN RESIDENTS ABROAD AND ARRIVALS OF VISITORS FROM ABROAD TO BULGARIA IN JANUARY 2016

In January 2016, **the number of the trips of Bulgarian residents abroad** was 306.9 thousand (Annex, Table 1) or by 4.0% above the registered in January 2015 (Figure 1). In comparison with the same month of the previous year an increase was observed in the total number of the trips of Bulgarians to: Spain - by 48.8%, the Former Yugoslav Republic of Macedonia - by 44.9%, Serbia - by 33.4%, Austria - by 26.8%, Italy - by 21.7%, Germany - by 6.15%, and etc. At the same time a decrease was observed in the total number of the trips of Bulgarians to: Hungary - by 21.3%, Czech Republic - by 19.8%, Russian Federation - by 14.6%, Turkey - by 8.8%, Romania - by 5.6%, the United Kingdom - by 2.9%, Greece - by 1.0%, and etc.

Figure 1. Trips of Bulgarian residents abroad by months

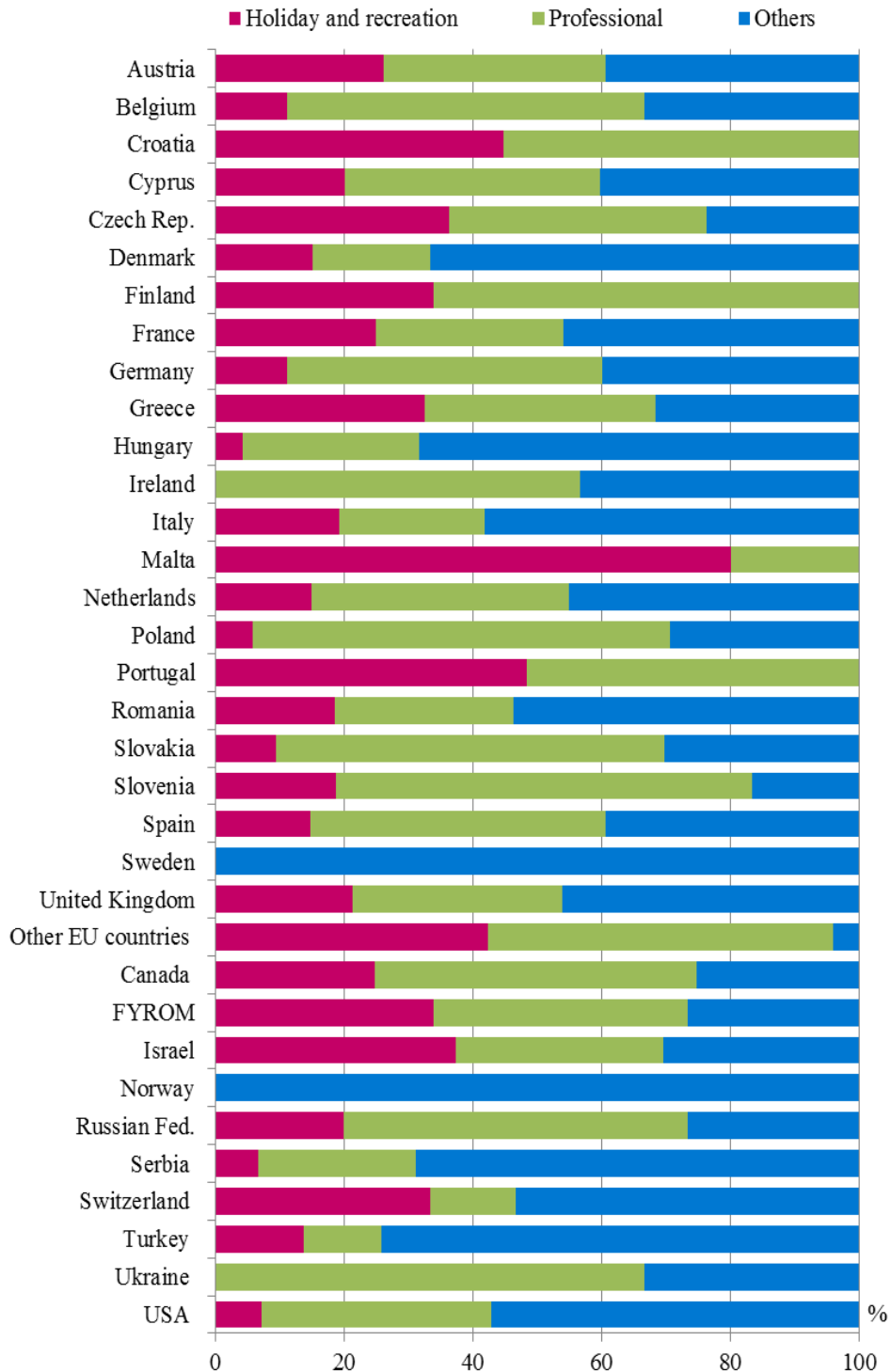


The trips with other purposes (as a guest, education and visit the cultural and sport events) in January 2016 composed the greatest share of the total number of trips of Bulgarian residents abroad - 46.9%, followed by the trips with professional purpose - 31.1%, and with holiday and recreation purposes - 22.0%. In comparison with January 2015 an increase was registered in the trips with holiday and recreation purposes - by 7.7%, and with other purposes - by 5.6%, while the trips with professional purpose decreased by 0.7%.

In January 2016, the trips with other purposes formed 74.1% of all trips to Turkey and 68.9% to Serbia. The trips with professional purpose to Slovenia were 64.6%, as these to the Former Yugoslav Republic of Macedonia with holiday and recreation purpose were 33.9% of all trips of Bulgarian residents to these countries (Figure 2).



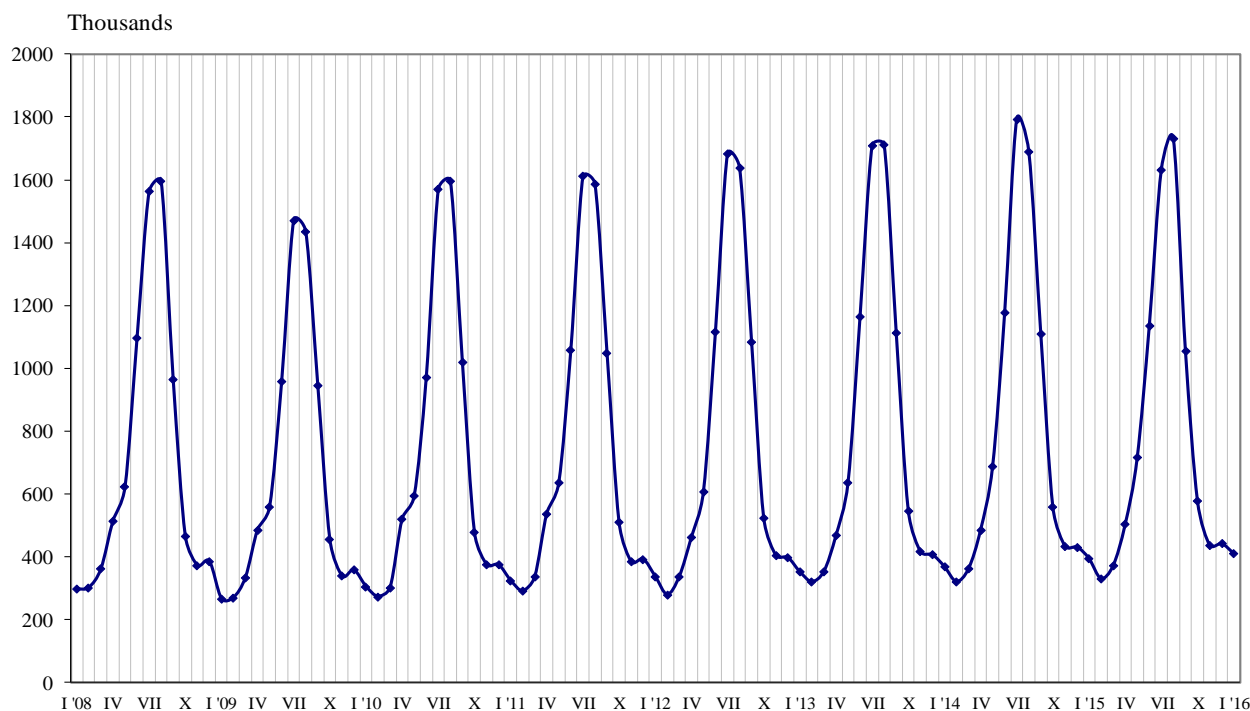
Figure 2. Structure of the trips of Bulgarian residents abroad by purpose of visit and country of destination in January 2016





In January 2016, the number of arrivals of visitors from abroad to Bulgaria was 410.1 thousand (Annex, Table 2) or by 4.2% above the level of January 2015 (Figure 3). An increase was registered in the trips with holiday and recreation purpose - by 18.3%, and with other purposes - by 4.1%, while the trips with professional purpose decreased by 24.0%.

Figure 3. Arrivals of visitors from abroad to Bulgaria by months



The share of visits of EU citizens was 42.3% of the total number of foreigners' visits to Bulgaria in January 2016 or by 1.4% more in comparison with the same month of the previous year. An increase was registered in the visits of the citizens of Italy - by 12.0%, Greece - by 6.9%, Austria - by 0.9%, and etc. At the same time decreased the visits from the United Kingdom - by 10.1%, Germany - by 7.4%, France - by 6.5%, Romania - by 3.6%, and etc.

The visits of foreigners in the group 'Other European countries'¹ increased by 6.3%, as the highest growth was observed in the visits of citizens of the Former Yugoslav Republic of Macedonia - by 17.9%.

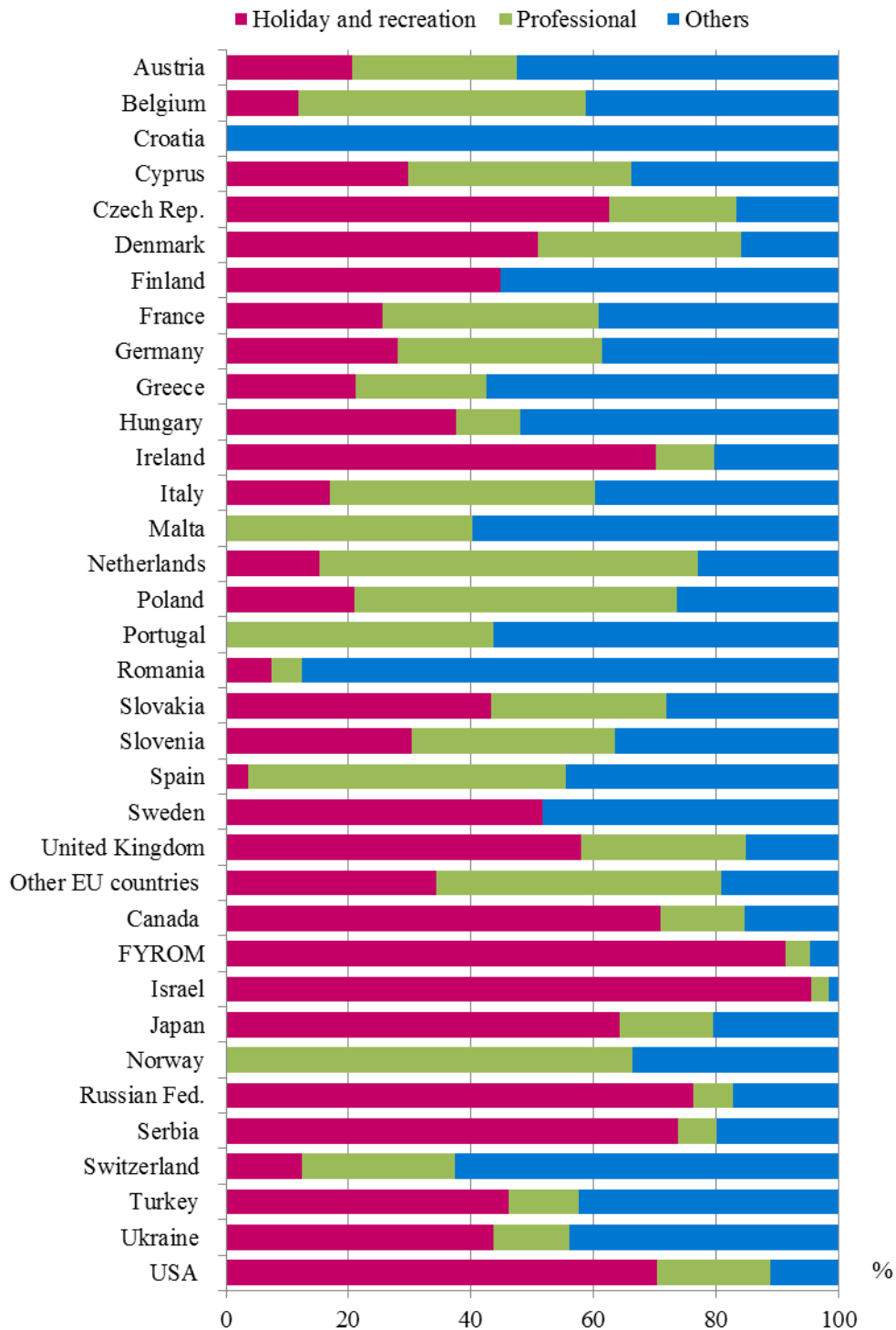
In January 2016, the predominant share of the visits with holiday and recreation purpose was 46.7%, followed by trips with other purposes (including as guest and passing transit) - 38.5% and with professional purpose - 14.8%.

The visits with holiday and recreation purpose formed 95.5% of the arrivals from Israel and 91.5% - from the Former Yugoslav Republic of Macedonia. The visits with professional purpose were 52.6% of the arrivals from Poland and 43.3% - from Italy, as with other purposes were 87.7% of all arrivals from Romania and 57.5% - from Greece (Figure 4).

¹Group 'Other European countries' includes countries in Europe outside EU.



Figure 4. Structure of the arrivals of visitors to Bulgaria from abroad by purpose of visit and country of origin in January 2016





Methodological notes

The definitions recommended by the World Tourist Organization and the Methodological manual for tourism by Eurostat are applied by the National Statistical Institute.

In accordance with these definitions **an international tourist** is any person who travels to a country other than his/her permanent residence for at least 24 hours but no more than one year and whose main purpose is not doing any activity for payment.

The purposes of visiting a country are the following:

- Excursion, holiday or entertainment (visits to cultural or historical landmarks, sport events and other);
- Visiting friends and relatives;
- Professional purposes (business trips, participation in conferences, congresses, concluding deals, etc.);
- Other (education, medical treatment, etc.) purposes.

Statistical data on the trips of Bulgarian citizens travelling abroad and visits by foreigners to Bulgaria are obtained on the basis of monthly information received from the Ministry of Interior and sample survey of the National Statistical Institute among Bulgarian and foreign citizens passing through border check points.

Data on the number of the trips of the citizens of the European Union are estimated on the basis of the information obtained from the Ministry of Interior and the airport authorities. Data on the number of citizens from 'third countries' are obtained directly from the Ministry of Interior.

Data on the purposes of the trips are obtained on the basis of the NSI's regular monthly sample survey of passing Bulgarian and foreign citizens through the border check points.



Annex

Table 1

**Trips of Bulgarian residents abroad by purposes of visit
and country of destination in January 2016**

(Number)

Country of destination	Total	Purpose of visit		
		Holiday and recreation	Professional	Others
Total	306856	67460	95451	143945
EU	174846	44618	64864	65364
Austria	8747	2294	3011	3442
Belgium	3751	417	2084	1250
Croatia	340	152	188	-
Cyprus	254	51	101	102
Czech Republic	2908	1055	1163	690
Denmark	1158	176	210	772
Finland	268	91	177	-
France	8937	2234	2607	4096
Germany	14524	1630	7114	5780
Greece	82204	26744	29498	25962
Hungary	2391	102	654	1635
Ireland	682	-	387	295
Italy	6241	1208	1409	3624
Malta	481	385	96	-
Netherlands	1285	193	514	578
Poland	1790	105	1158	527
Portugal	2063	997	1066	-
Romania	15193	2818	4227	8148
Slovakia	788	75	475	238
Slovenia	2077	389	1342	346
Spain	9078	1339	4170	3569
Sweden	344	-	-	344
United Kingdom	8537	1822	2781	3934
Other EU countries	805	341	432	32
Other European countries	123292	20027	26731	76534
The Former Yugoslav Republic of Macedonia	24575	8321	9708	6546
Norway	203	-	-	203
Russian Federation	2235	447	1192	596
Serbia	30725	2048	7511	21166
Switzerland	1398	466	186	746
Turkey	63529	8745	7716	47068
Ukraine	627	-	418	209
Other countries	2855	554	1079	1222
Canada	615	153	307	155
Israel	797	298	257	242
USA	1443	103	515	825
Rest of the world	5863	2261	2777	825



Table 2

Arrivals of visitors from abroad to Bulgaria
by purpose of visit and country of origin in January 2016

Country of origin	Total	Purpose of visit		
		Holiday and recreation	Professional	Others
Total	410085	191497	60760	157828
EU	173642	39238	40348	94056
Austria	6619	1369	1778	3472
Belgium	2279	268	1073	938
Croatia	887	-	-	887
Cyprus	564	168	205	191
Czech Republic	2921	1826	608	487
Denmark	412	210	137	65
Finland	210	94	-	116
France	4228	1078	1492	1658
Germany	11392	3193	3797	4402
Greece	87297	18409	18707	50181
Hungary	1345	505	141	699
Ireland	104	73	10	21
Italy	8031	1362	3480	3189
Malta	249	-	100	149
Netherlands	1353	207	836	310
Poland	3903	822	2054	1027
Portugal	64	-	28	36
Romania	26056	1929	1286	22841
Slovakia	907	392	261	254
Slovenia	492	149	164	179
Spain	1819	67	944	808
Sweden	740	383	-	357
United Kingdom	11346	6588	3050	1708
Other EU countries	424	146	197	81
Other European countries	198060	131006	16049	51005
The Former Yugoslav Republic of Macedonia	63339	57928	2450	2961
Norway	125	-	83	42
Russian Federation	10023	7657	636	1730
Serbia	30999	22864	1948	6187
Switzerland	1041	130	260	651
Turkey	81391	37551	9297	34543
Ukraine	11142	4876	1375	4891
Other countries	9736	8423	781	532
Canada	510	362	70	78
Israel	6312	6030	181	101
Japan	313	201	48	64
USA	2601	1830	482	289
Rest of the world	28647	12830	3582	12235