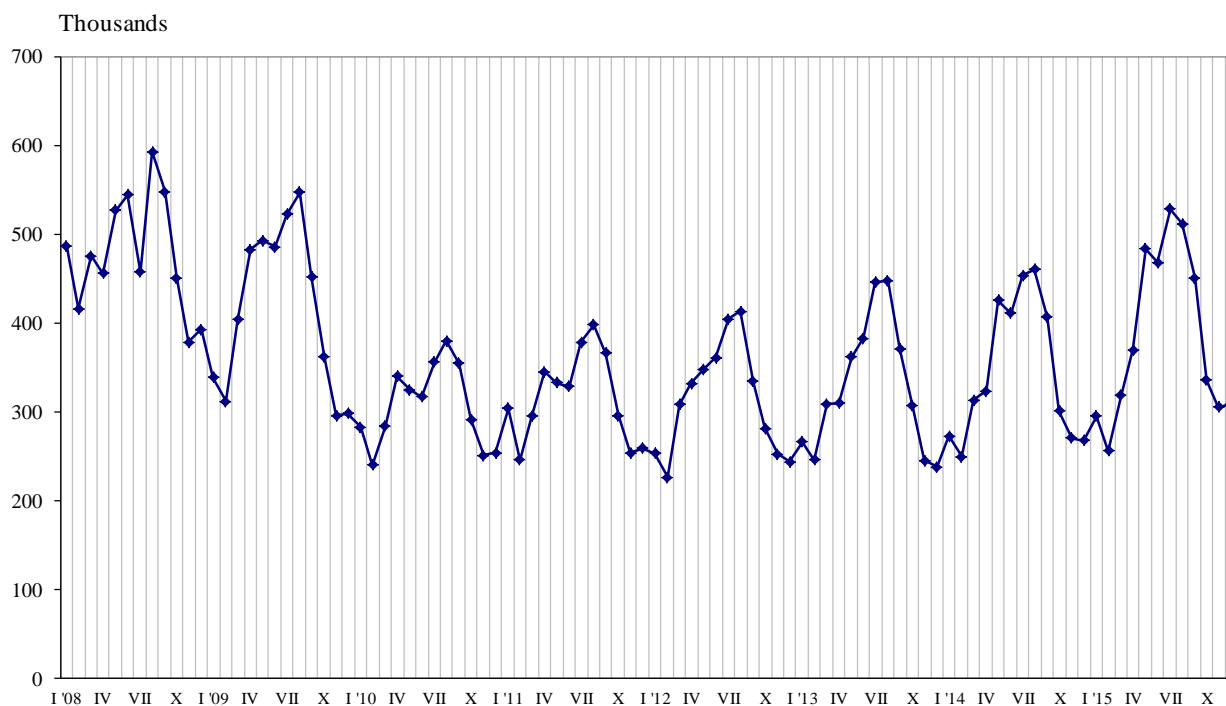




TRIPS OF BULGARIAN RESIDENTS ABROAD AND ARRIVALS OF VISITORS FROM ABROAD TO BULGARIA IN DECEMBER 2015

In December 2015, the number of the trips of Bulgarian residents abroad was 309.0 thousand (Annex, Table 1) or by 15.4% above the registered in December 2014 (Figure 1). In comparison with the same month of the previous year an increase was observed in the total number of the trips of Bulgarians to: Italy - by 79.5%, the Former Yugoslav Republic of Macedonia - by 69.0%, Spain - by 32.9%, Romania - by 30.8%, Austria - by 25.7%, Germany - by 12.5%, Turkey - by 11.3%, Greece - by 10.5%, Serbia - by 3.8%, and etc. At the same time a decrease was observed in the total number of the trips of Bulgarians to: Russian Federation - by 15.6%, France - by 9.5%, the United Kingdom - by 8.7%, Poland - by 1.3%, and etc.

Figure 1. Trips of Bulgarian residents abroad by months

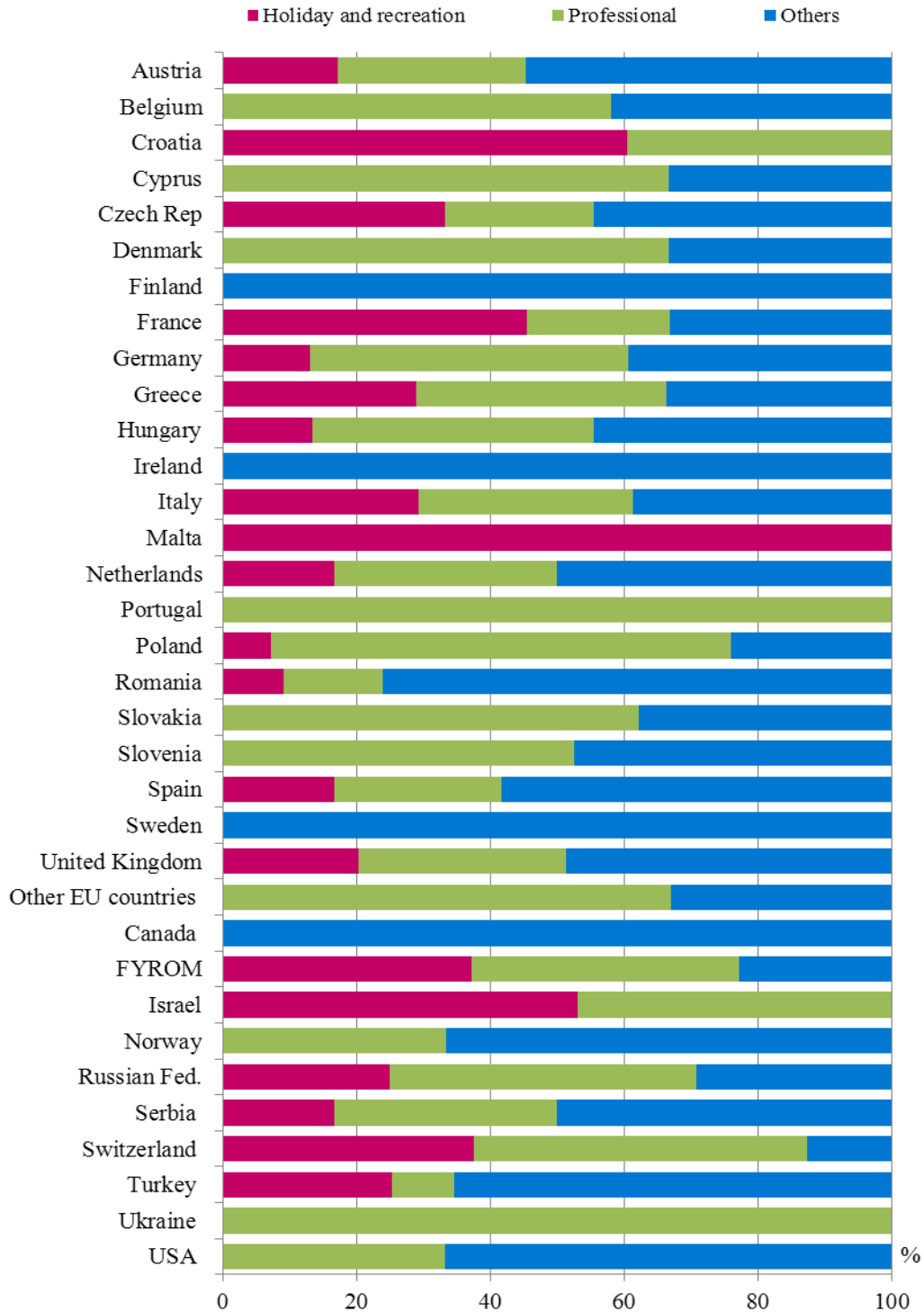


The trips with other purposes (as a guest, education and visit the cultural and sport events) in December 2015 composed the greatest share of the total number of trips of Bulgarian residents abroad - 47.8%, followed by the trips with professional purpose - 29.1%, and with holiday and recreation purposes - 23.1%. In comparison with December 2014 an increase was registered in the trips by all observed purposes: with professional purpose - 26.9%, with holiday and recreation purposes - by 20.4% and with other purposes - by 7.4%.

In December 2015, the trips with other purposes formed 76.1% of all trips to Romania and 65.3% to Turkey. The trips with professional purpose to Poland were 68.7%, as these to the Former Yugoslav Republic of Macedonia with holiday and recreation purpose were 37.1% of all trips of Bulgarian residents to these countries (Figure 2).



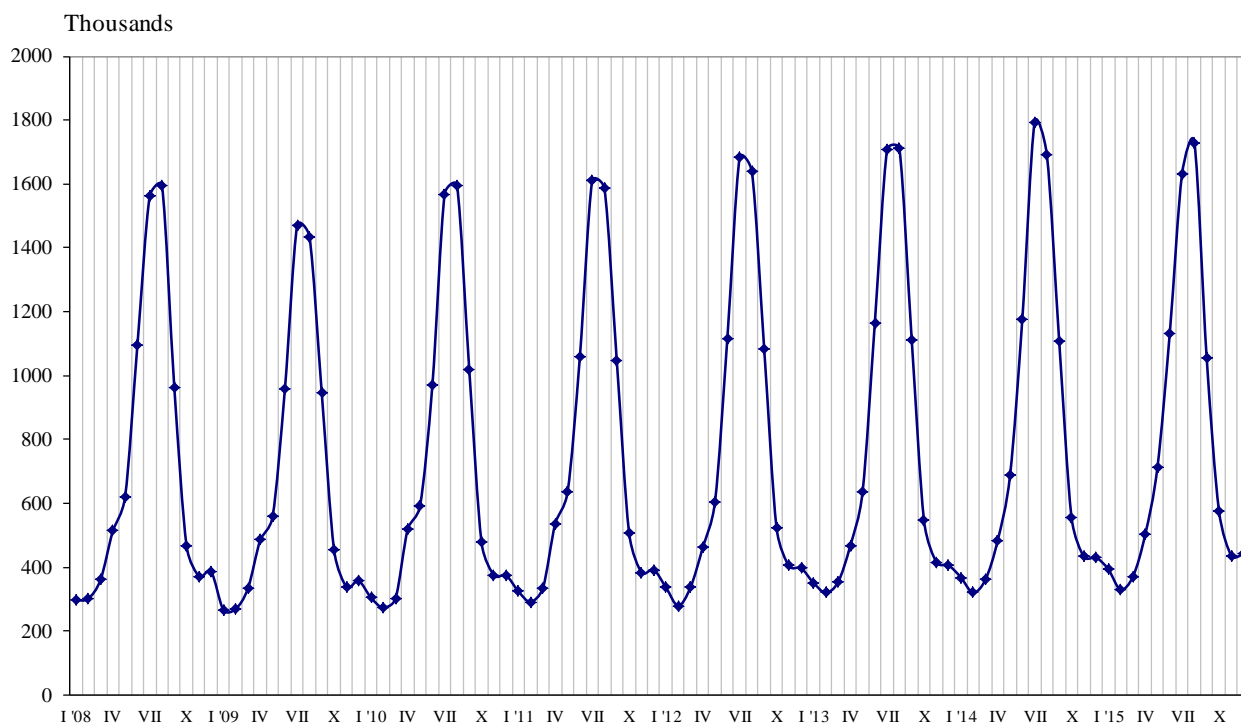
Figure 2. Structure of the trips of Bulgarian residents abroad by purpose of visit and country of destination in December 2015





In December 2015, **the number of arrivals of visitors from abroad to Bulgaria** was 441.3 thousand (Annex, Table 2) or by 2.6% above the level of December 2014 (Figure 3). An increase was registered in the trips with holiday and recreation purpose - by 25.8%, and with professional purpose - by 12.0%, while the trips with other purposes decreased by 12.0%.

Figure 3. Arrivals of visitors from abroad to Bulgaria by months



The share of visits of EU citizens was 51.2% of the total number of foreigners' visits to Bulgaria in December 2015 or by 2.3% less in comparison with the same month of the previous year. A decrease was registered in the visits of the citizens of France - by 16.8%, Poland - by 16.4%, the United Kingdom - by 10.8%, Germany - by 6.8%, Czech Republic - by 2.2%, and etc. At the same time increased the visits from Austria - by 3.3%, Hungary - by 2.0%, Italy - by 1.8%, the Netherlands - by 1.8%, and etc.

The visits of foreigners in the group 'Other European countries'¹ increased by 9.5%, as the highest growth was observed in the visits of citizens of the Former Yugoslav Republic of Macedonia - by 13.5%.

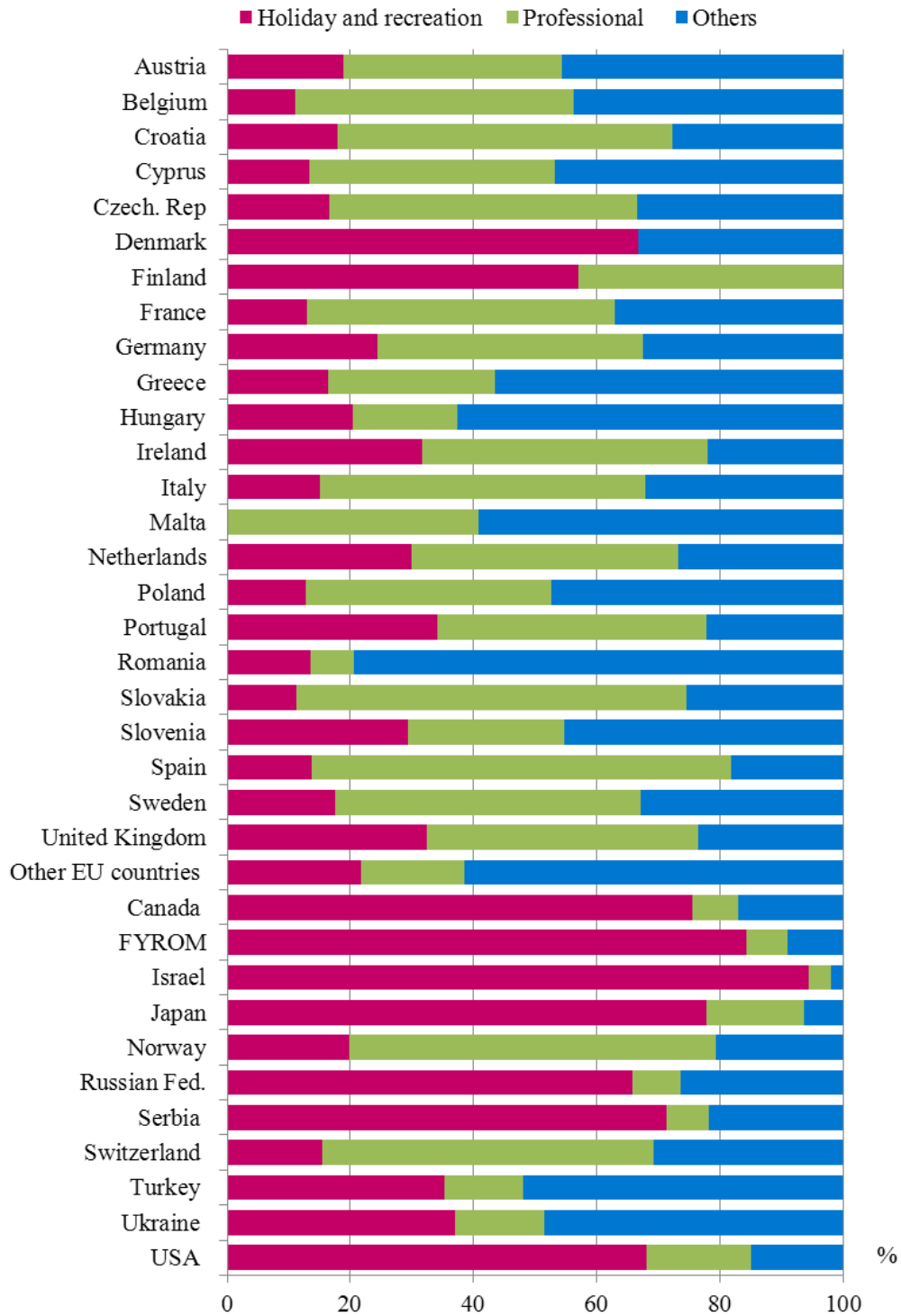
In December 2015, the predominant share of the visits with other purposes (including as guest and passing transit) was 47.8%, followed by trips with holiday and recreation purpose - 35.2% and with professional purpose - 17.0%.

The visits with holiday and recreation purpose formed 94.5% of the arrivals from Israel and 84.4% - from the Former Yugoslav Republic of Macedonia. The visits with professional purpose were 68.2% of the arrivals from Spain and 52.8% - from Italy, as with other purposes were 79.3% of all arrivals from Romania (Figure 4).

¹Group 'Other European countries' includes countries in Europe outside EU.



Figure 4. Structure of the arrivals of visitors to Bulgaria from abroad by purpose of visit and country of origin in December 2015





Methodological notes

The definitions recommended by the World Tourist Organization and the Methodological manual for tourism by Eurostat are applied by the National Statistical Institute.

In accordance with these definitions **an international tourist** is any person who travels to a country other than his/her permanent residence for at least 24 hours but no more than one year and whose main purpose is not doing any activity for payment.

The purposes of visiting a country are the following:

- Excursion, holiday or entertainment (visits to cultural or historical landmarks, sport events and other);
- Visiting friends and relatives;
- Professional purposes (business trips, participation in conferences, congresses, concluding deals, etc.);
- Other (education, medical treatment, etc.) purposes.

Statistical data on the trips of Bulgarian citizens travelling abroad and visits by foreigners to Bulgaria are obtained on the basis of monthly information received from the Ministry of Interior and sample survey of the National Statistical Institute among Bulgarian and foreign citizens passing through border check points.

Data on the number of the trips of the citizens of the European Union are estimated on the basis of the information obtained from the Ministry of Interior and the airport authorities. Data on the number of citizens from 'third countries' are obtained directly from the Ministry of Interior.

Data on the purposes of the trips are obtained on the basis of the NSI's regular monthly sample survey of passing Bulgarian and foreign citizens through the border check points.



Annex

Table 1

**Trips of Bulgarian residents abroad by purposes of visit
and country of destination in December 2015**

(Number)

Country of destination	Total	Purpose of visit		
		Holiday and recreation	Professional	Others
Total	309010	71496	89774	147740
EU	168686	34990	61687	72009
Austria	6637	1141	1867	3629
Belgium	2428	-	1408	1020
Croatia	510	308	202	-
Cyprus	524	-	349	175
Czech Republic	4153	1384	923	1846
Denmark	616	-	411	205
Finland	235	-	-	235
France	2940	1335	630	975
Germany	28720	3771	13635	11314
Greece	61186	17746	22883	20557
Hungary	4588	614	1935	2039
Ireland	31	-	-	31
Italy	13300	3901	4255	5144
Malta	254	254	-	-
Netherlands	1371	228	457	686
Poland	3962	289	2723	950
Portugal	817	-	817	-
Romania	17697	1609	2614	13474
Slovakia	1858	-	1157	701
Slovenia	3256	-	1711	1545
Spain	6364	1061	1591	3712
Sweden	508	-	-	508
United Kingdom	6655	1349	2068	3238
Other EU countries	76	-	51	25
Other European countries	134951	34711	26175	74065
The Former Yugoslav Republic of Macedonia	22001	8172	8800	5029
Norway	342	-	114	228
Russian Federation	1867	467	856	544
Serbia	21510	3585	7170	10755
Switzerland	461	173	230	58
Turkey	87947	22314	8182	57451
Ukraine	823	-	823	-
Other countries	1602	324	540	738
Canada	229	-	-	229
Israel	610	324	286	-
USA	763	-	254	509
Rest of the world	3771	1471	1372	928



Table 2

Arrivals of visitors from abroad to Bulgaria
by purpose of visit and country of origin in December 2015

Country of origin	Total	Purpose of visit		
		Holiday and recreation	Professional	Others
Total	441261	155291	75099	210871
EU	226011	36998	52443	136570
Austria	5673	1070	2016	2587
Belgium	1219	135	551	533
Croatia	1667	300	904	463
Cyprus	854	114	341	399
Czech Republic	3410	568	1705	1137
Denmark	361	241	-	120
Finland	240	137	103	-
France	3656	473	1828	1355
Germany	12965	3154	5606	4205
Greece	72238	11846	19546	40846
Hungary	2411	494	406	1511
Ireland	41	13	19	9
Italy	6630	1001	3503	2126
Malta	44	-	18	26
Netherlands	2960	888	1283	789
Poland	4357	555	1742	2060
Portugal	167	57	73	37
Romania	94478	12776	6764	74938
Slovakia	1271	143	806	322
Slovenia	906	267	229	410
Spain	2314	316	1578	420
Sweden	702	123	348	231
United Kingdom	6668	2158	2943	1567
Other EU countries	779	169	131	479
Other European countries	176313	98603	17988	59722
The Former Yugoslav Republic of Macedonia	41717	35219	2733	3765
Norway	121	24	72	25
Russian Federation	8342	5494	647	2201
Serbia	36994	26407	2529	8058
Switzerland	682	105	367	210
Turkey	76311	26863	9876	39572
Ukraine	12146	4491	1764	5891
Other countries	9011	7541	799	671
Canada	517	391	38	88
Israel	5033	4755	178	100
Japan	376	293	59	24
USA	3085	2102	524	459
Rest of the world	29926	12149	3869	13908