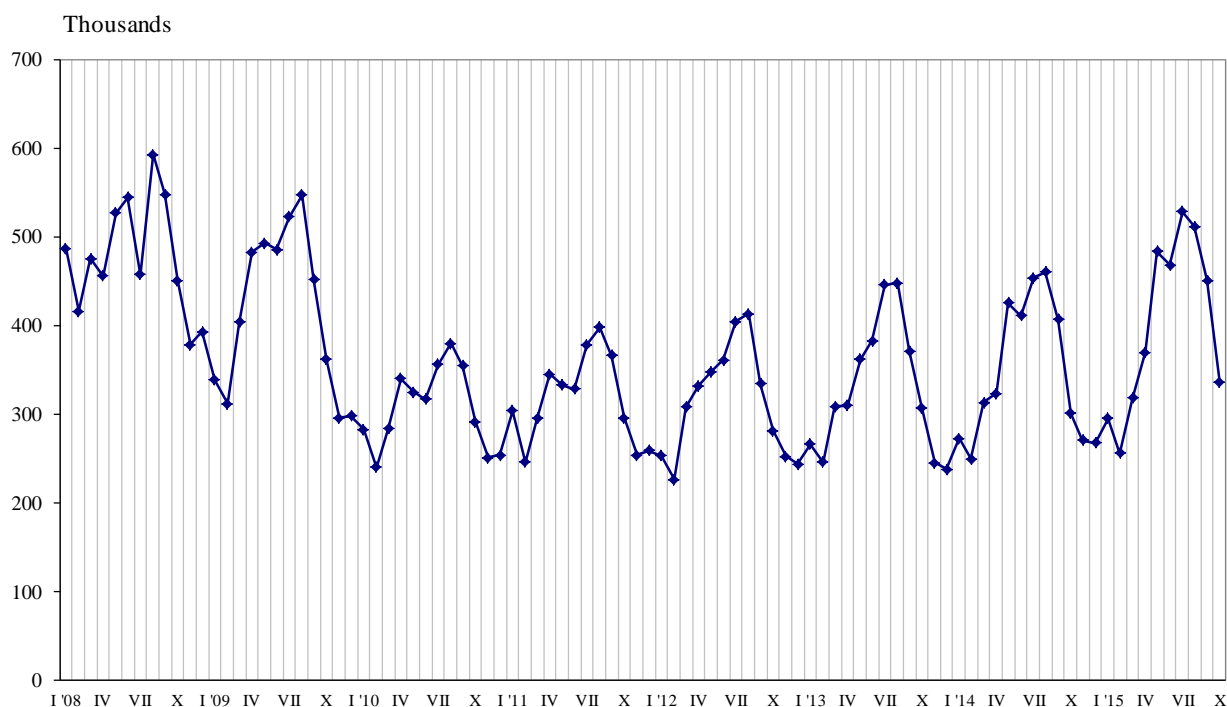




TRIPS OF BULGARIAN RESIDENTS ABROAD AND ARRIVALS OF VISITORS FROM ABROAD TO BULGARIA IN OCTOBER 2015

In October 2015, **the number of the trips of Bulgarian residents abroad** was 335.5 thousand (Annex, Table 1) or by 11.5% above the registered in October 2014 (Figure 1). In comparison with the same month of the previous year an increase was observed in the total number of the trips of Bulgarians to: Romania - by 26.2%, the United Kingdom - by 23.2%, Greece - by 19.7%, Germany - by 16.8%, Spain - by 14.2%, Turkey - by 11.9%, Austria - by 9.9%, Italy - by 6.4%, France - by 6.2%, and etc. At the same time a decrease was observed in the total number of the trips of Bulgarians to: Russian Federation - by 30.3%, the Former Yugoslav Republic of Macedonia - by 22.0%, Serbia - by 3.6%, and etc.

Figure 1. Trips of Bulgarian residents abroad by months

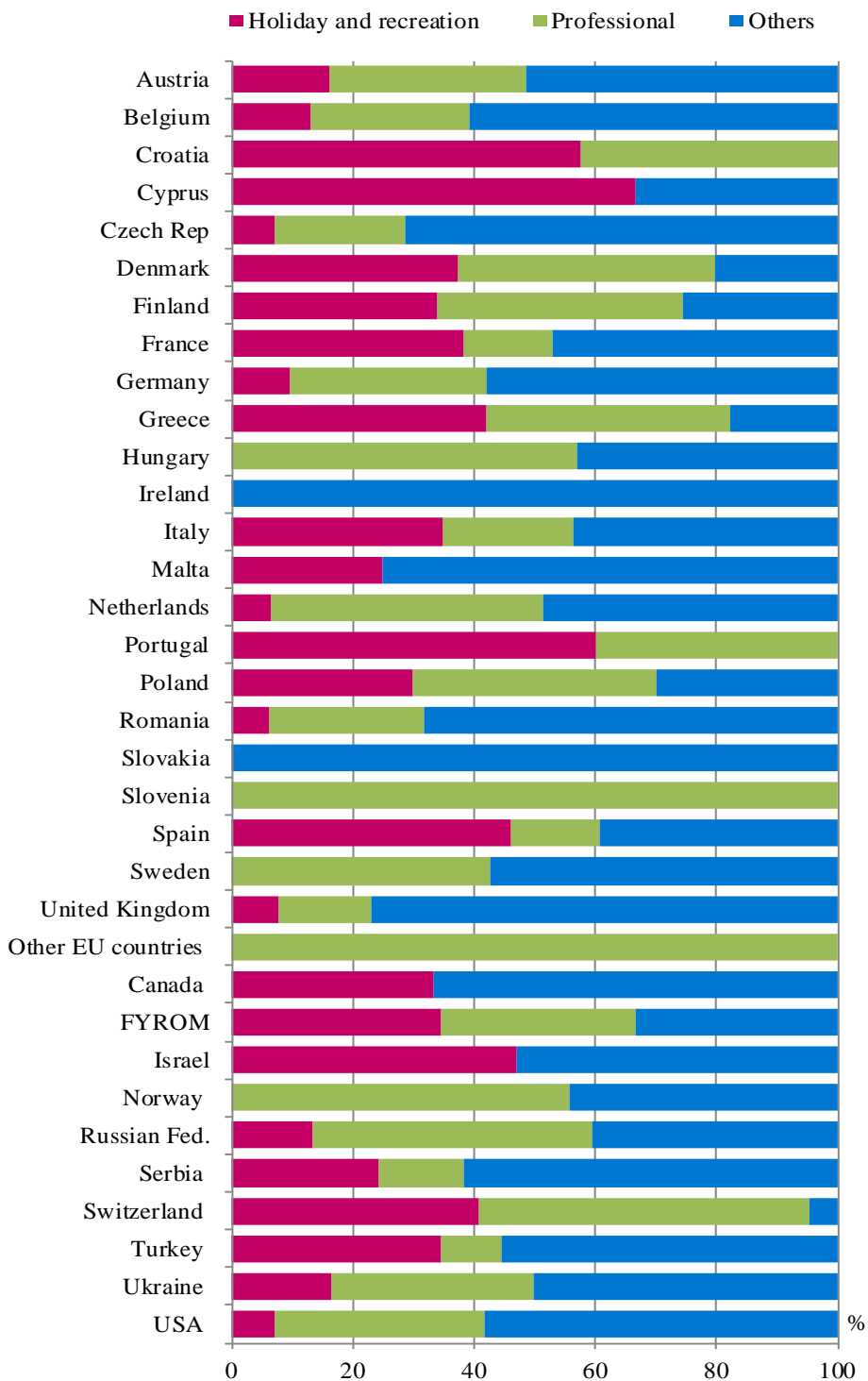


The trips with other purposes (as a guest, education and visit the cultural and sport events) in October 2015 composed the greatest share of the total number of trips of Bulgarian residents abroad - 43.3%, followed by the trips with holiday and recreation purposes - 30.1%, and with professional purpose - 26.6%. In comparison with October 2014 an increase was registered in the trips with other purposes - by 17.6%, and with professional purpose - by 16.3%, while these with holiday and recreation purposes remained approximately on the same level.

In October 2015, the trips with other purposes formed 76.9% of all trips to the United Kingdom and 68.1% to Romania. The trips with professional purpose to Hungary were 57.1%, as these to Spain and Greece with holiday and recreation purpose were 46.2% and 42.2% respectively of all trips of Bulgarian residents to these countries (Figure 2).



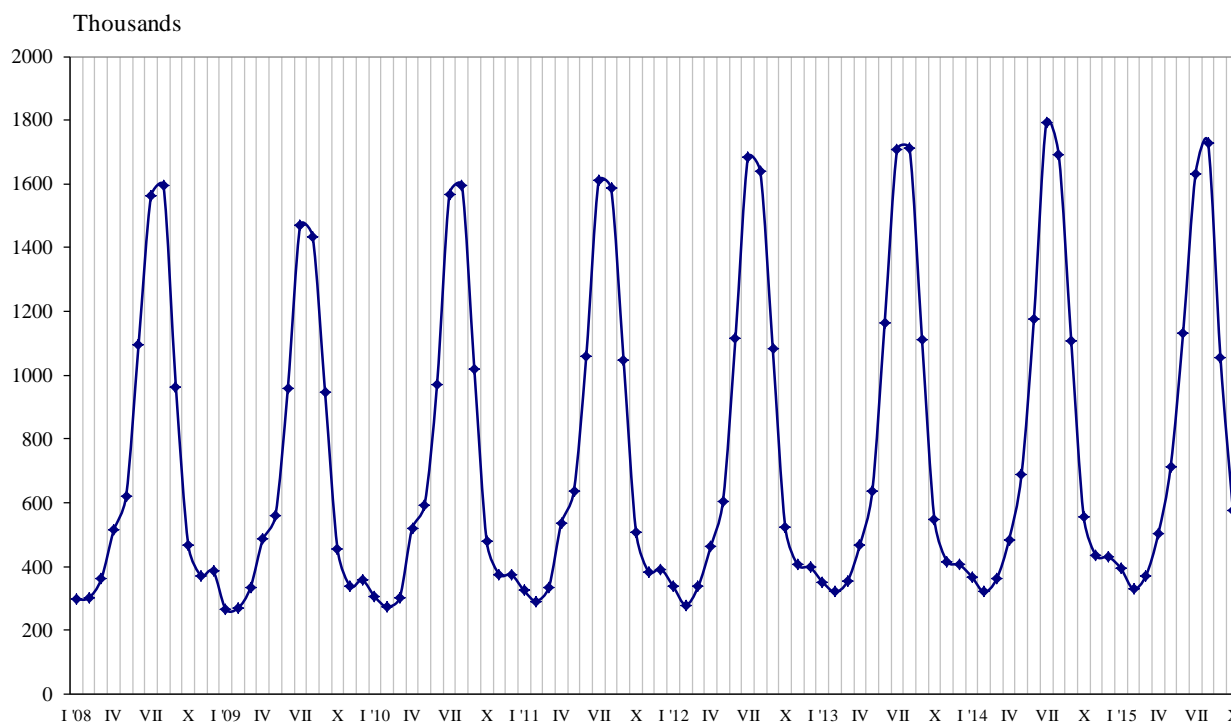
Figure 2. Structure of the trips of Bulgarian residents abroad by purpose of visit and country of destination in October 2015





In October 2015, the number of arrivals of visitors from abroad to Bulgaria was 577.0 thousand (Annex, Table 2) or by 3.6% above the level of October 2014 (Figure 3). An increase was registered in the trips with holiday and recreation purpose - by 17.2%, and with professional purpose - by 14.7%, while the trips with other purposes decreased by 7.5%.

Figure 3. Arrivals of visitors from abroad to Bulgaria by months



The share of visits of EU citizens was 53.8% of the total number of foreigners' visits to Bulgaria in October 2015 or by 2.8% more in comparison with the same month of the previous year. An increase was registered in the visits of the citizens of Poland - by 18.7%, Germany - by 7.9%, the United Kingdom - by 7.4%, Austria - by 6.7%, Romania - by 5.9%, and etc. At the same time decreased the visits from France - by 14.6%, Spain - by 14.0%, the Netherlands - by 13.6%, Croatia - by 9.7%, Greece - by 3.1%, and etc.

The visits of foreigners in the group 'Other European countries'¹ increased by 7.6%, as the highest growth was observed in the visits of citizens of the Former Yugoslav Republic of Macedonia - by 31.6%.

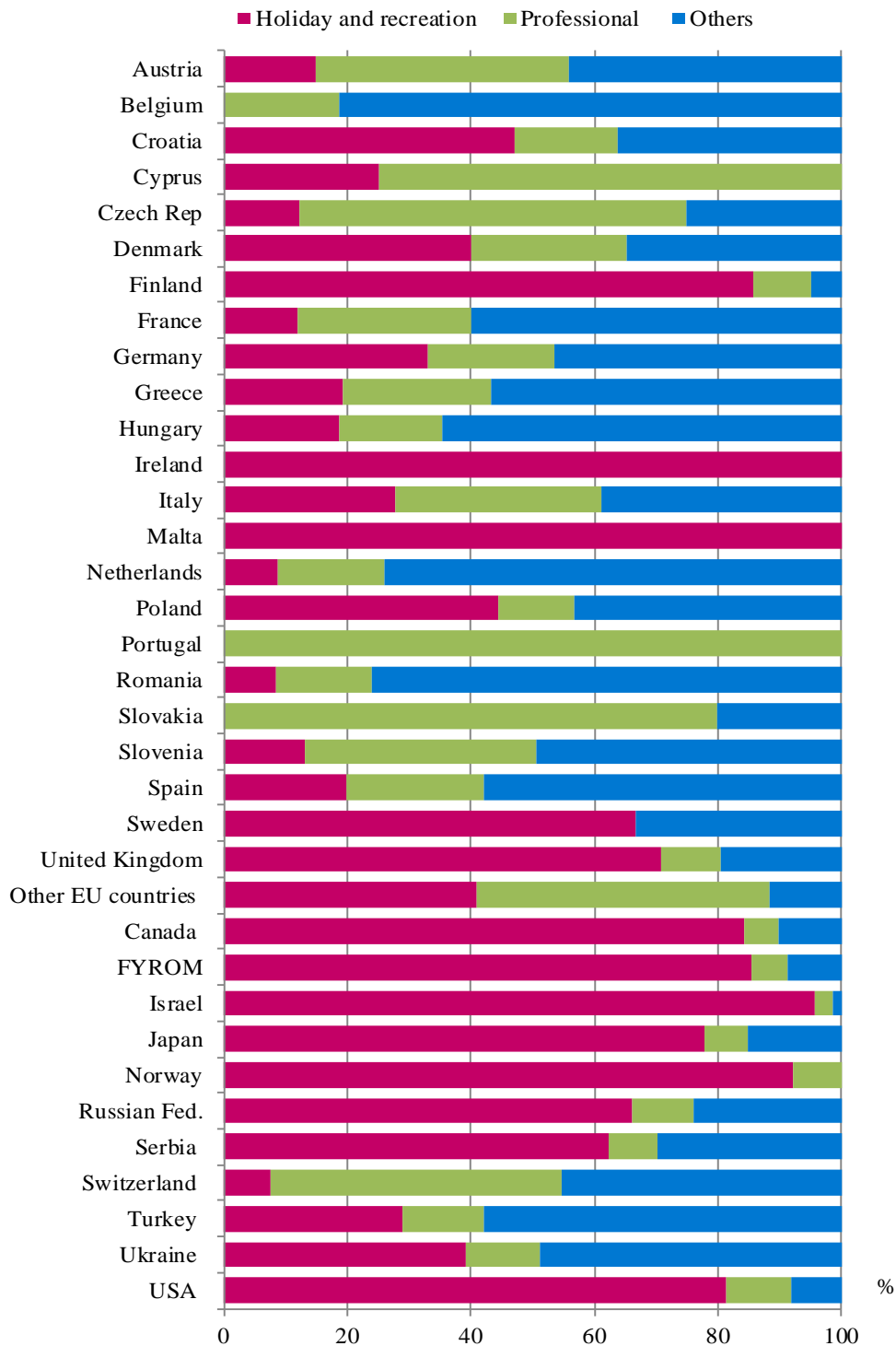
In October 2015, the predominant share of the visits with other purposes (including as guest and passing transit) was 47.9%, followed by trips with holiday and recreation purpose - 35.4% and with professional purpose - 16.7%.

The visits with holiday and recreation purpose formed 95.8% of the arrivals from Israel and 85.3% - from the Former Yugoslav Republic of Macedonia. The visits with professional purpose were 62.5% of the arrivals from Czech Republic, as with other purposes were 76.2% of all arrivals from Romania and 58.0% - from Turkey (Figure 4).

¹Group 'Other European countries' includes countries in Europe outside EU.



Figure 4. Structure of the arrivals of visitors to Bulgaria from abroad by purpose of visit and country of origin in October 2015





Methodological notes

The definitions recommended by the World Tourist Organization and the Methodological manual for tourism by Eurostat are applied by the National Statistical Institute.

In accordance with these definitions **an international tourist** is any person who travels to a country other than his/her permanent residence for at least 24 hours but no more than one year and whose main purpose is not doing any activity for payment.

The purposes of visiting a country are the following:

- Excursion, holiday or entertainment (visits to cultural or historical landmarks, sport events and other);
- Visiting friends and relatives;
- Professional purposes (business trips, participation in conferences, congresses, concluding deals, etc.);
- Other (education, medical treatment, etc.) purposes.

Statistical data on the trips of Bulgarian citizens travelling abroad and visits by foreigners to Bulgaria are obtained on the basis of monthly information received from the Ministry of Interior and sample survey of the National Statistical Institute among Bulgarian and foreign citizens passing through border check points.

Data on the number of the trips of the citizens of the European Union are estimated on the basis of the information obtained from the Ministry of Interior and the airport authorities. Data on the number of citizens from 'third countries' are obtained directly from the Ministry of Interior.

Data on the purposes of the trips are obtained on the basis of the NSI's regular monthly sample survey of passing Bulgarian and foreign citizens through the border check points.



Annex

Table 1

**Trips of Bulgarian residents abroad by purposes of visit
and country of destination in October 2015**

(Number)

Country of destination	Total	Purpose of visit		
		Holiday and recreation	Professional	Others
Total	335513	100935	89192	145386
EU	207930	59566	68366	79998
Austria	9391	1519	3038	4834
Belgium	2790	364	728	1698
Croatia	486	280	206	-
Cyprus	1073	715	-	358
Czech Republic	4565	326	978	3261
Denmark	944	354	400	190
Finland	141	48	57	36
France	8690	3323	1278	4089
Germany	18468	1782	5994	10692
Greece	97269	41025	39040	17204
Hungary	2961	-	1692	1269
Ireland	153	-	-	153
Italy	8460	2942	1839	3679
Malta	373	93	-	280
Netherlands	2942	196	1317	1429
Poland	2302	691	921	690
Portugal	395	237	158	-
Romania	26283	1678	6710	17895
Slovakia	1537	-	-	1537
Slovenia	1041	-	1041	-
Spain	6989	3226	1026	2737
Sweden	516	-	221	295
United Kingdom	9973	767	1534	7672
Other EU countries	188	-	188	-
Other European countries	118984	38821	17344	62819
The Former Yugoslav Republic of Macedonia	17487	6030	5627	5830
Norway	86	-	48	38
Russian Federation	1266	171	581	514
Serbia	20141	4918	2810	12413
Switzerland	667	272	364	31
Turkey	78843	27348	7749	43746
Ukraine	494	82	165	247
Other countries	3807	1045	621	2141
Canada	198	66	-	132
Israel	1806	849	-	957
USA	1803	130	621	1052
Rest of the world	4792	1503	2861	428



Table 2

Arrivals of visitors from abroad to Bulgaria
by purpose of visit and country of origin in October 2015

Country of origin	Total	Purpose of visit		
		Holiday and recreation	Professional	Others
Total	577043	204248	96494	276301
EU	310290	63331	67710	179249
Austria	10233	1512	4198	4523
Belgium	5431	-	1018	4413
Croatia	3204	1508	534	1162
Cyprus	599	150	449	-
Czech Republic	5601	687	3501	1413
Denmark	1547	621	387	539
Finland	1061	909	101	51
France	5533	664	1549	3320
Germany	32642	10767	6665	15210
Greece	83210	16002	20003	47205
Hungary	3429	637	573	2219
Ireland	300	300	-	-
Italy	14241	3956	4747	5538
Malta	50	50	-	-
Netherlands	3551	309	618	2624
Poland	13798	6118	1725	5955
Portugal	562	-	562	-
Romania	104149	8961	15854	79334
Slovakia	3253	-	2602	651
Slovenia	1134	150	425	559
Spain	3062	611	679	1772
Sweden	1023	682	-	341
United Kingdom	11930	8431	1166	2333
Other EU countries	747	306	354	87
Other European countries	210284	109295	22618	78371
The Former Yugoslav Republic of Macedonia	55364	47242	3297	4825
Norway	1114	1028	86	-
Russian Federation	8341	5508	835	1998
Serbia	38279	23837	3059	11383
Switzerland	4058	312	1905	1841
Turkey	87493	25231	11548	50714
Ukraine	15635	6137	1888	7610
Other countries	17588	15492	1089	1007
Canada	1333	1123	75	135
Israel	8312	7959	232	121
Japan	1413	1099	99	215
USA	6530	5311	683	536
Rest of the world	38881	16130	5077	17674