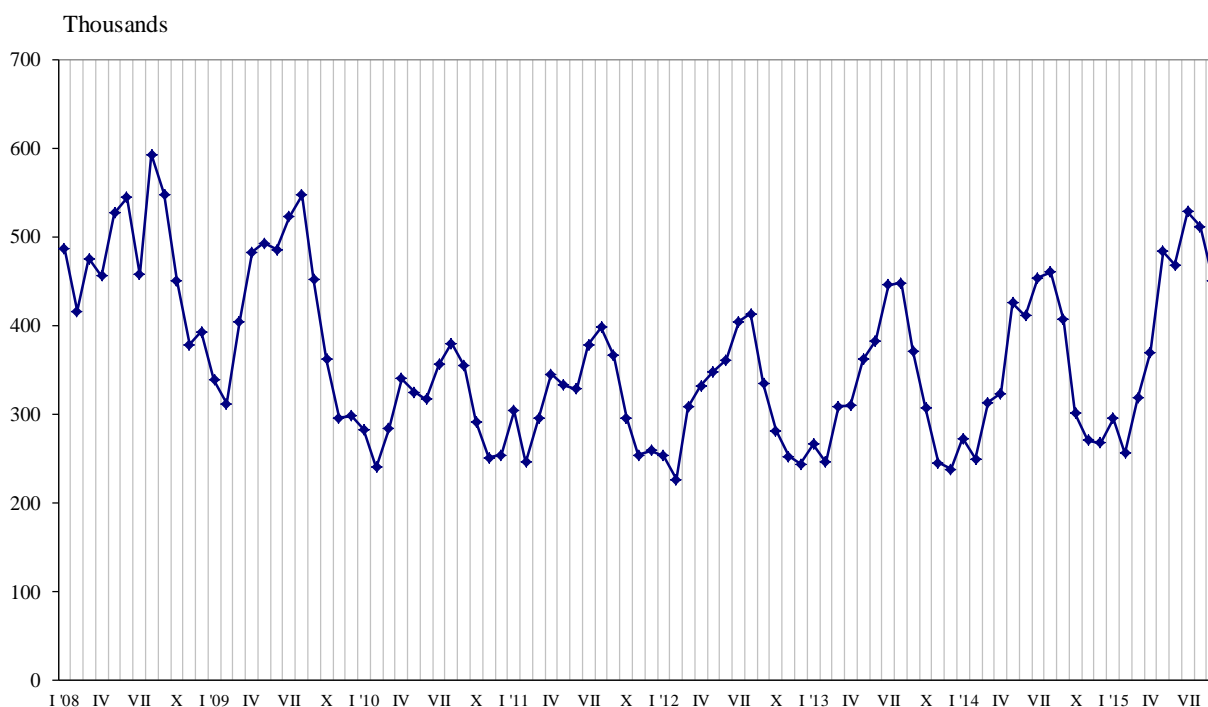




TRIPS OF BULGARIAN RESIDENTS ABROAD AND ARRIVALS OF VISITORS FROM ABROAD TO BULGARIA IN SEPTEMBER 2015

In September 2015, **the number of the trips of Bulgarian residents abroad** was 450.9 thousand (Annex, Table 1) or by 10.8% above the registered in September 2014 (Figure 1). In comparison with the same month of the previous year an increase was observed in the total number of the trips of Bulgarians to: the United Kingdom - by 38.1%, France - by 29.3%, Greece - by 28.2%, Italy - by 15.2%, Spain - by 11.6%, Austria - by 8.1%, Germany - by 7.7%, Turkey - by 4.0%, and etc. At the same time a decrease was observed in the total number of the trips of Bulgarians to: Israel - by 20.9%, Russian Federation - by 18.3%, Serbia - by 10.2%, Romania - by 9.4%, The former Yugoslav Republic of Macedonia - by 9.3%, and etc.

Figure 1. Trips of Bulgarian residents abroad by months

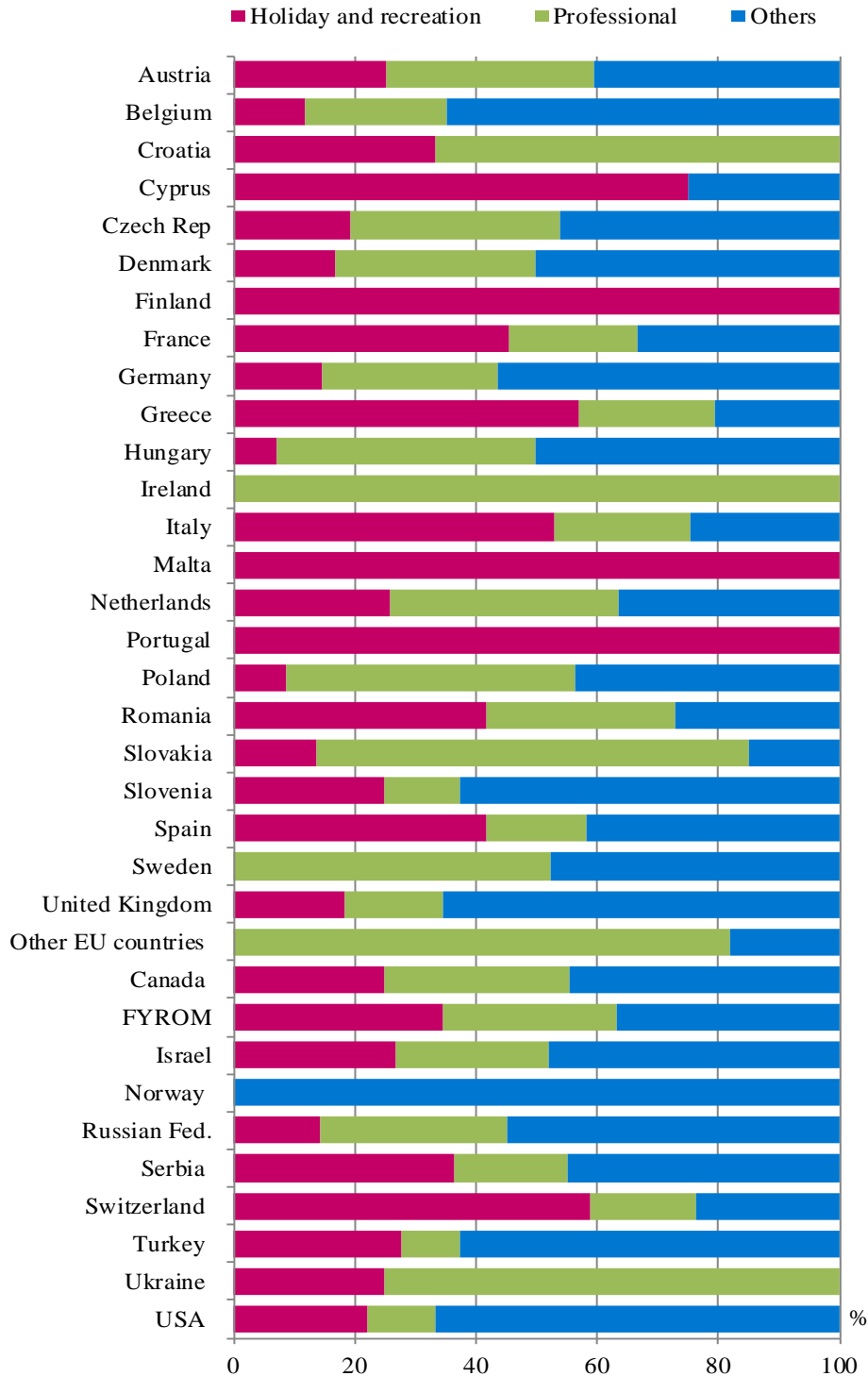


The trips with other purposes (as a guest, education and visit the cultural and sport events) in September 2015 composed the greatest share of the total number of trips of Bulgarian residents abroad - 40.1%, followed by the trips with holiday and recreation purposes - 37.8%, and with professional purpose - 22.1%. In comparison with September 2014 an increase was registered in the trips with holiday and recreation purposes - by 24.2%, and with other purposes - by 6.8%, while the trips with professional purpose decreased by 0.8%.

In September 2015, the trips with other purposes formed 65.3% of all trips to the United Kingdom and 62.6% to Turkey. The trips with professional purpose to Poland were 47.8%, as these to Greece and Italy with holiday and recreation purpose were 57.0% and 53.0% respectively of all trips of Bulgarian residents to these countries (Figure 2).



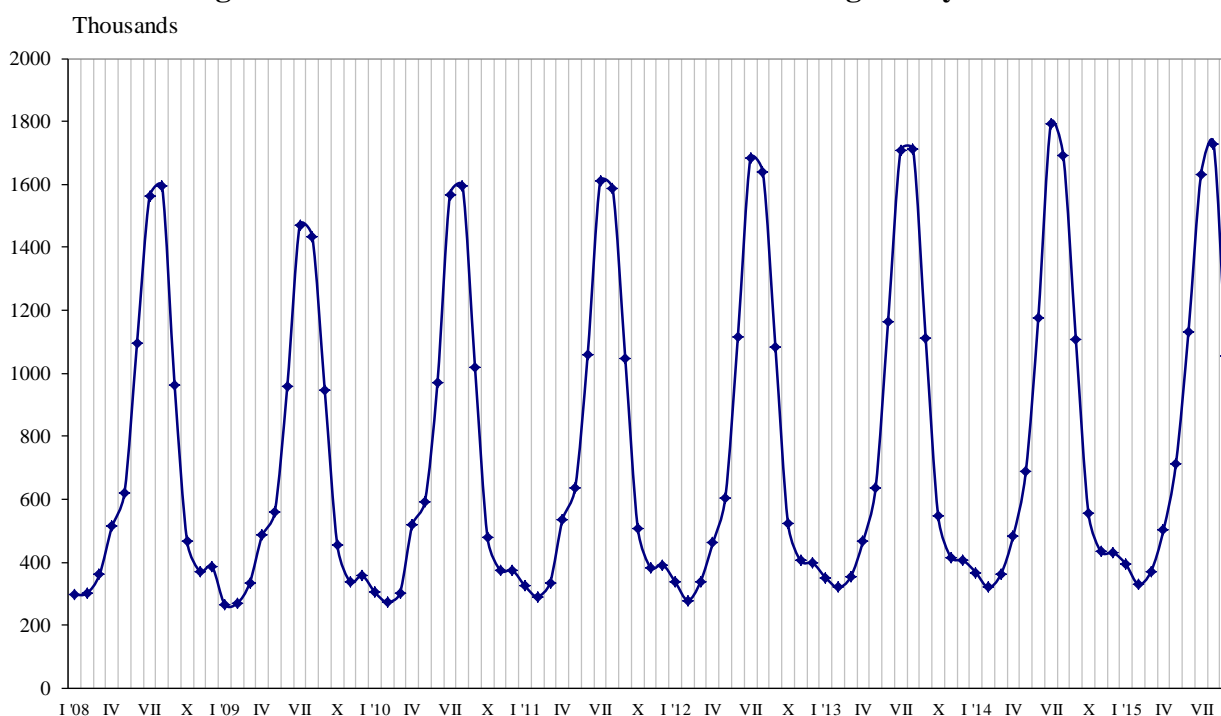
Figure 2. Structure of the trips of Bulgarian residents abroad by purpose of visit and country of destination in September 2015





In September 2015, **the number of arrivals of visitors from abroad to Bulgaria** was 1 055.9 thousand (Annex, Table 2) or by 4.7% under the level of September 2014 (Figure 3). A decrease was registered in the trips by all observed purposes: with professional purpose - by 17.7%, with holiday and recreation purpose - by 4.1% and with other purposes - by 0.2%.

Figure 3. Arrivals of visitors from abroad to Bulgaria by months



The share of visits of EU citizens was 63.6% of the total number of foreigners' visits to Bulgaria in September 2015 or by 5.4% less in comparison with the same month of the previous year. A decrease was registered in the visits of the citizens of Greece - by 24.7%, the Netherlands - by 12.7%, Germany - by 11.1%, the United Kingdom - by 3.5%, Hungary - by 0.8%, and etc. At the same time increased the visits from Belgium - by 9.1%, France - by 7.8%, Italy - by 5.9%, Poland - by 5.3%, Spain - by 5.2%, Austria - by 3.1%, and etc.

The visits of foreigners in the group 'Other European countries'¹ decreased by 4.5%, as the highest drop was observed in the visits of citizens of Russian Federation - by 29.2%.

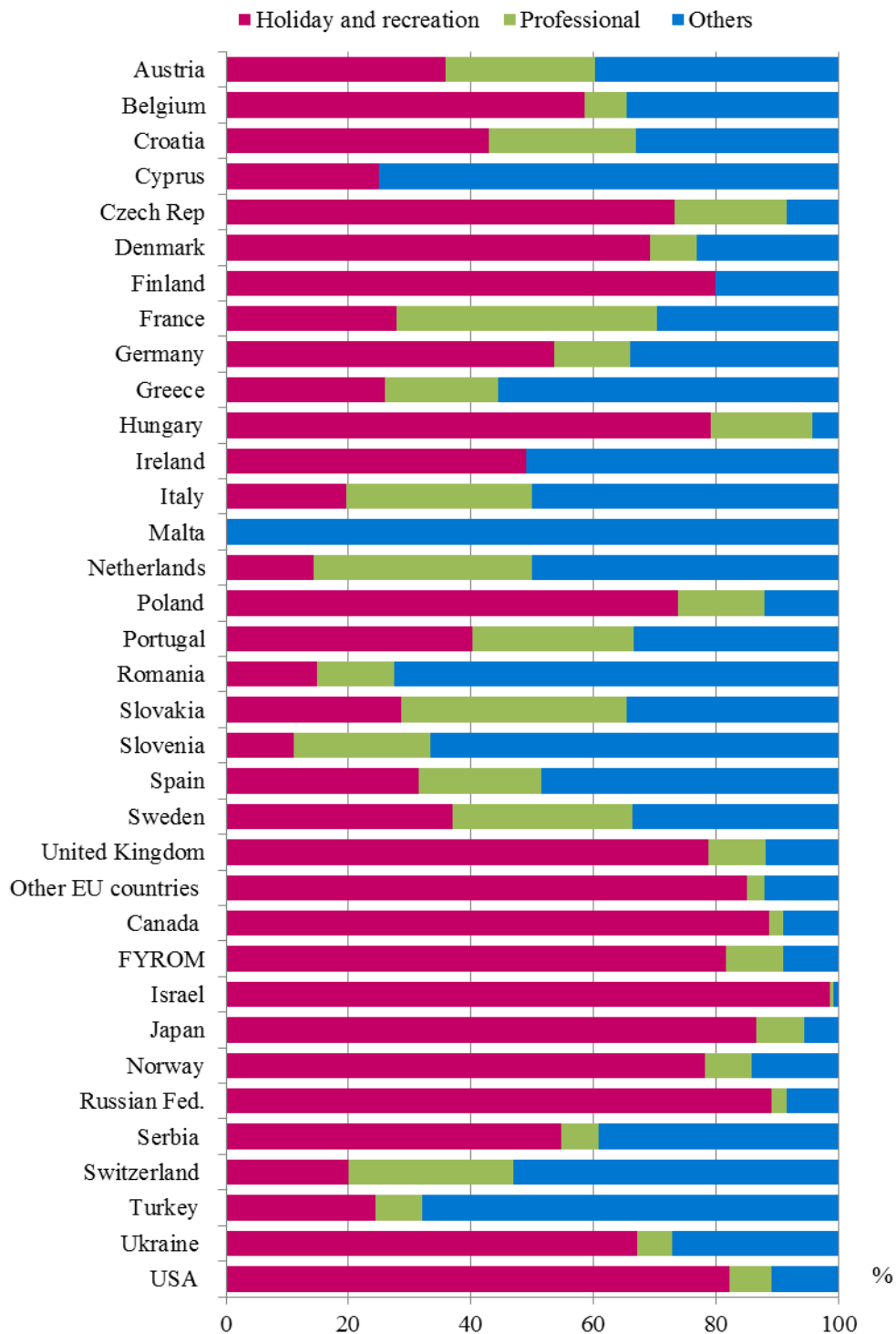
In September 2015, the predominant share of the visits with holiday and recreation purpose was 46.9%, followed by trips with other purposes (including as guest and passing transit) - 39.8% and with professional purpose - 13.3%.

The visits with holiday and recreation purpose formed 98.6% of the arrivals from Israel and 89.1% - from Russian Federation. The visits with professional purpose were 42.6% of the arrivals from France, as with other purposes were 72.4% of all arrivals from Romania and 68.0% - from Turkey (Figure 4).

¹Group 'Other European countries' includes countries in Europe outside EU.



Figure 4. Structure of the arrivals of visitors to Bulgaria from abroad by purpose of visit and country of origin in September 2015





Methodological notes

The definitions recommended by the World Tourist Organization and the Methodological manual for tourism by Eurostat are applied by the National Statistical Institute.

In accordance with these definitions **an international tourist** is any person who travels to a country other than his/her permanent residence for at least 24 hours but no more than one year and whose main purpose is not doing any activity for payment.

The purposes of visiting a country are the following:

- Excursion, holiday or entertainment (visits to cultural or historical landmarks, sport events and other);
- Visiting friends and relatives;
- Professional purposes (business trips, participation in conferences, congresses, concluding deals, etc.);
- Other (education, medical treatment, etc.) purposes.

Statistical data on the trips of Bulgarian citizens travelling abroad and visits by foreigners to Bulgaria are obtained on the basis of monthly information received from the Ministry of Interior and sample survey of the National Statistical Institute among Bulgarian and foreign citizens passing through border check points.

Data on the number of the trips of the citizens of the European Union are estimated on the basis of the information obtained from the Ministry of Interior and the airport authorities. Data on the number of citizens from 'third countries' are obtained directly from the Ministry of Interior.

Data on the purposes of the trips are obtained on the basis of the NSI's regular monthly sample survey of passing Bulgarian and foreign citizens through the border check points.



Annex

Table 1

**Trips of Bulgarian residents abroad by purposes of visit
and country of destination in September 2015**

(Number)

Country of destination	Total	Purpose of visit		
		Holiday and recreation	Professional	Others
Total	450922	170368	99907	180647
EU	270337	117323	69855	83159
Austria	9947	2518	3399	4030
Belgium	1986	234	467	1285
Croatia	824	275	549	-
Cyprus	1088	816	-	272
Czech Republic	4830	929	1672	2229
Denmark	1096	183	365	548
Finland	571	571	-	-
France	10157	4633	2138	3386
Germany	25493	3770	7360	14363
Greece	131024	74658	29585	26781
Hungary	3038	217	1302	1519
Ireland	214	-	214	-
Italy	8400	4456	1885	2059
Malta	273	273	-	-
Netherlands	2123	548	803	772
Poland	2746	239	1313	1194
Portugal	385	385	-	-
Romania	37017	15424	11568	10025
Slovakia	2021	277	1440	304
Slovenia	1395	349	174	872
Spain	9886	4118	1647	4121
Sweden	808	-	422	386
United Kingdom	13338	2450	2178	8710
Other EU countries	1677	-	1374	303
Other European countries	168842	50238	25252	93352
The former Yugoslav Republic of Macedonia	32761	11366	9360	12035
Norway	262	-	-	262
Russian Federation	4180	597	1294	2289
Serbia	14537	5279	2754	6504
Switzerland	1728	1016	305	407
Turkey	114747	31823	11069	71855
Ukraine	627	157	470	-
Other countries	4839	1209	1006	2624
Canada	643	161	195	287
Israel	2485	668	621	1196
USA	1711	380	190	1141
Rest of the world	6904	1598	3794	1512



Table 2

Arrivals of visitors from abroad to Bulgaria
by purpose of visit and country of origin in September 2015

Country of origin	Total	Purpose of visit		
		Holiday and recreation	Professional	Others
Total	1055863	495573	140452	419838
EU	671395	280518	114560	276317
Austria	36036	12936	8778	14322
Belgium	16649	9760	1148	5741
Croatia	2075	889	500	686
Cyprus	2748	687	-	2061
Czech Republic	30882	22647	5662	2573
Denmark	7899	5468	608	1823
Finland	2817	2254	-	563
France	34539	9626	14721	10192
Germany	141395	75840	17380	48175
Greece	79457	20600	14714	44143
Hungary	16255	12869	2709	677
Ireland	490	240	-	250
Italy	19813	3876	6030	9907
Malta	302	-	-	302
Netherlands	15968	2281	5703	7984
Poland	52476	38787	7415	6274
Portugal	1887	758	500	629
Romania	142341	21295	17933	103113
Slovakia	7331	2100	2699	2532
Slovenia	2547	283	566	1698
Spain	13111	4121	2622	6368
Sweden	4902	1817	1434	1651
United Kingdom	35208	27751	3314	4143
Other EU countries	4267	3633	124	510
Other European countries	286014	145807	20478	119729
The former Yugoslav Republic of Macedonia	38797	31712	3579	3506
Norway	7882	6170	600	1112
Russian Federation	35088	31269	844	2975
Serbia	44356	24312	2690	17354
Switzerland	6238	1255	1673	3310
Turkey	121992	29813	9269	82910
Ukraine	31661	21276	1823	8562
Other countries	35012	32722	886	1404
Canada	2384	2114	55	215
Israel	22834	22508	142	184
Japan	1225	1061	97	67
USA	8569	7039	592	938
Rest of the world	63442	36526	4528	22388