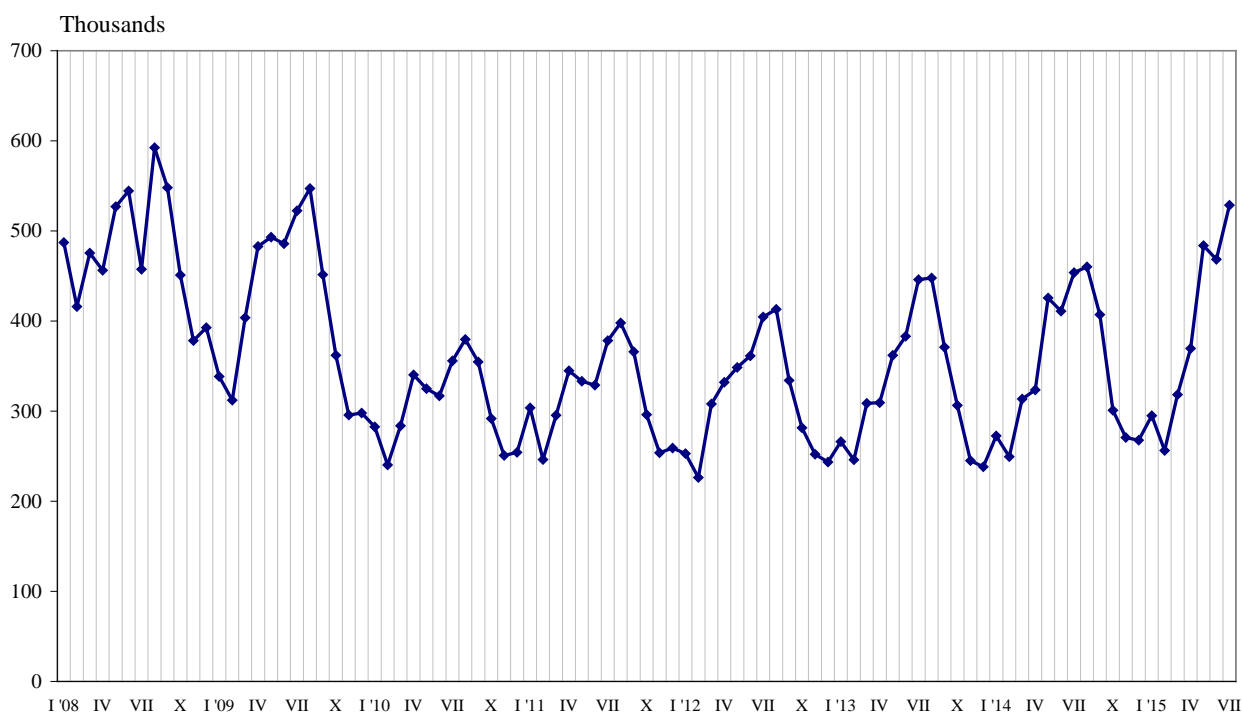




TRIPS OF BULGARIAN RESIDENTS ABROAD AND ARRIVALS OF VISITORS FROM ABROAD TO BULGARIA IN JULY 2015

In July 2015, the number of the trips of Bulgarian residents abroad was 528.6 thousand (Annex, Table 1) or by 16.5% above the registered in July 2014 (Figure 1). In comparison with the same month of the previous year an increase was observed in the total number of the trips of Bulgarians to: the United Kingdom - by 44.1%, Turkey - by 24.9%, Greece - by 24.4%, Germany - by 12.6%, France - by 9.9%, Serbia - by 9.6%, Spain - by 8.9%, Italy - by 6.8%, Austria - by 4.7%, and etc. At the same time a decrease was observed in the total number of the trips of Bulgarians to: Czech Republic - by 15.6%, Portugal - by 10.0%, Israel - by 7.5%, Romania - by 2.8%, and etc.

Figure 1. Trips of Bulgarian residents abroad by months

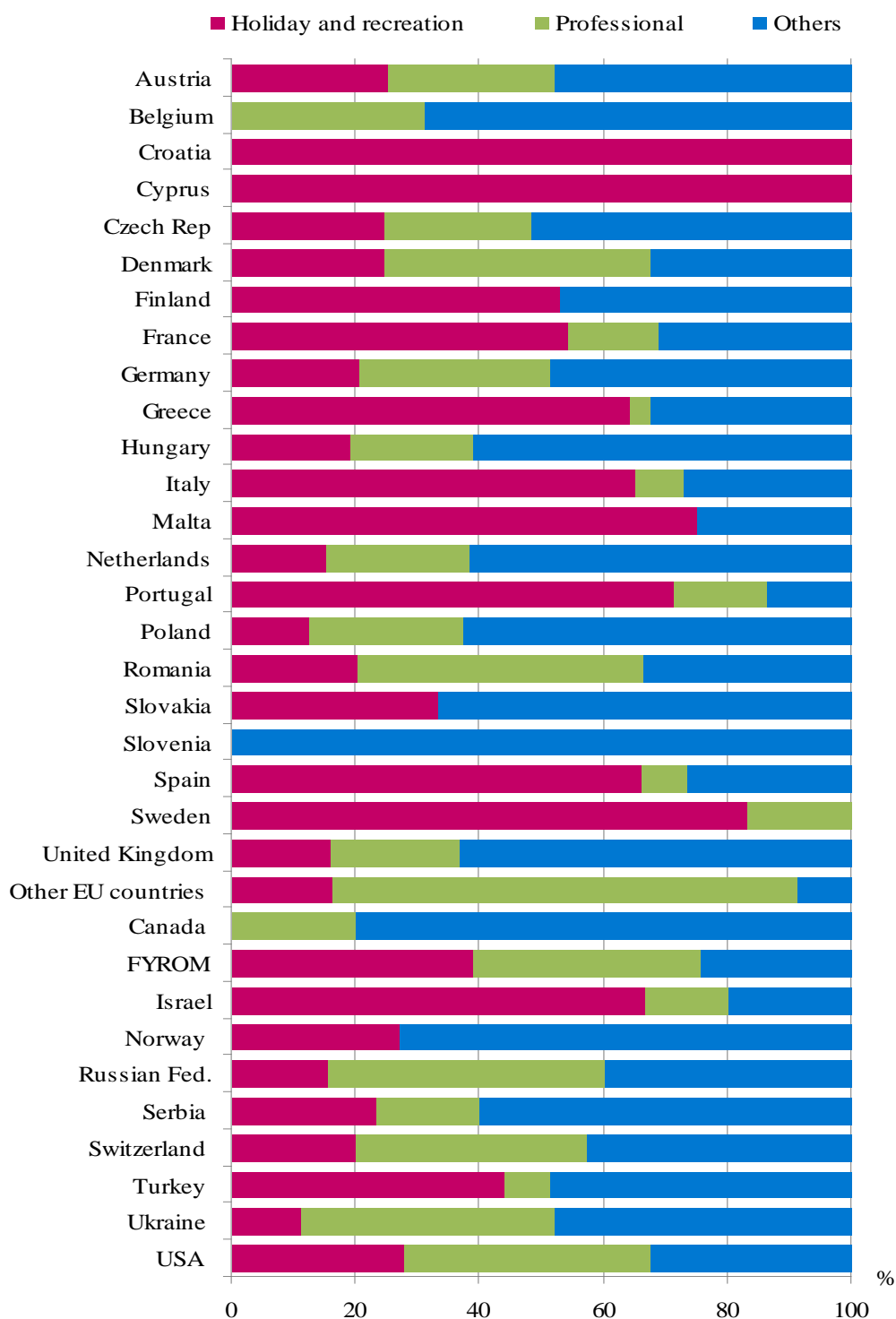


The trips with other purposes (as a guest, education and visit the cultural and sport events) in July 2015 composed the greatest share of the total number of trips of Bulgarian residents abroad - 42.4%, followed by the trips with holiday and recreation purposes - 41.7%, and with professional purpose - 15.9%. In comparison with July 2014 an increase was registered in the trips with holiday and recreation purposes - by 50.1%, and with other purposes - by 4.5%, while the trips with professional purpose decreased - by 9.1%.

In July 2015, the trips with other purposes formed 68.7% of all trips to Belgium and 63.2% to the United Kingdom. The trips with professional purpose to Romania were 45.9%, as these to Italy and Greece with holiday and recreation purposes were 65.2% and 64.3% respectively of all trips of Bulgarian residents to these countries (Figure 2).



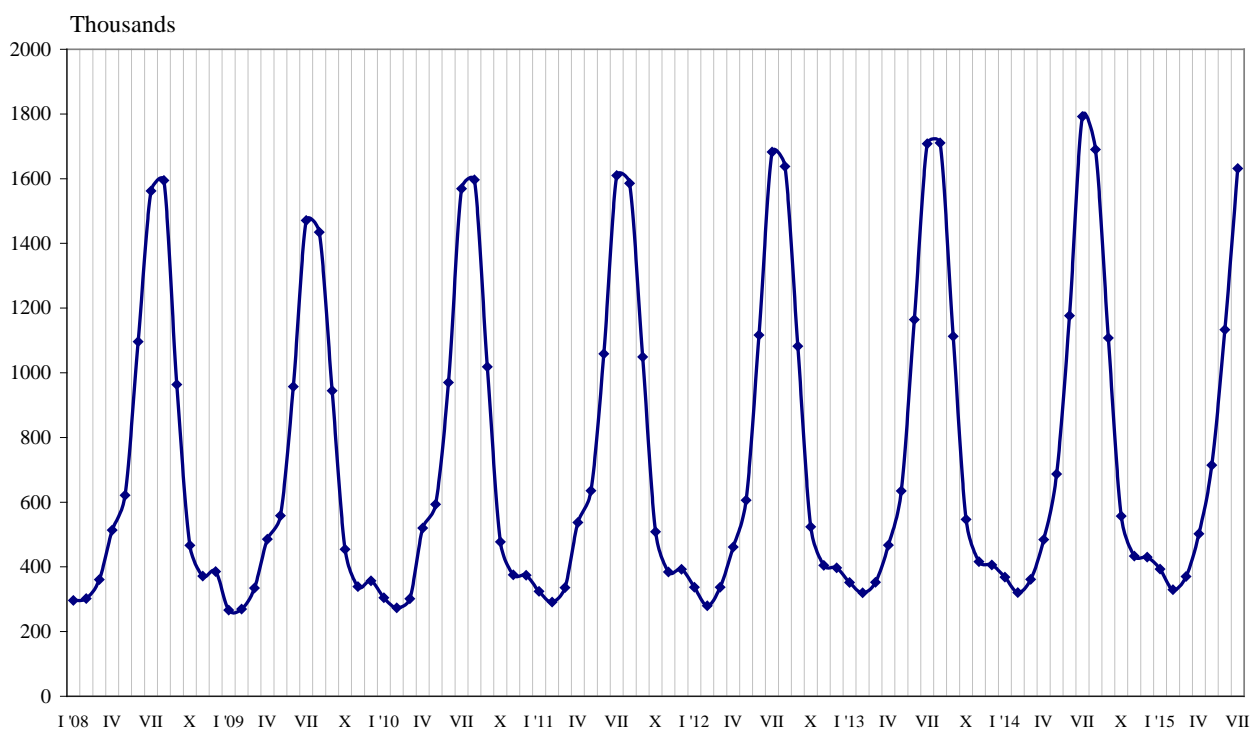
Figure 2. Structure of the trips of Bulgarian residents abroad by purpose of visit and country of destination in July 2015





In July 2015, the number of arrivals of visitors from abroad to Bulgaria was 1 631.9 thousand (Annex, Table 2) or by 9.0% below the level of July 2014 (Figure 3). A decrease was registered in the visits by all observed purposes: with professional purpose - by 50.1%, with other purposes - by 4.9% and with holiday and recreation purpose - by 3.4%.

Figure 3. Arrivals of visitors from abroad to Bulgaria by months



The share of visits of EU citizens was 58.5% of the total number of foreigners' visits to Bulgaria in July 2015 or by 13.6% less in comparison with the same month of the previous year. A decrease was registered in the visits of the citizens of Austria - by 34.9%, Germany - by 28.9%, Czech Republic - by 23.4%, Netherlands - by 20.6%, Greece - by 20.4%, and etc. At the same time increased the visits from France - by 12.6%, Slovakia - by 7.5%, Italy - by 7.0%, Denmark - by 6.7%, and etc.

The visits of foreigners in the group 'Other European countries'¹ decreased by 4.8%, as the highest decrease was observed in the visits of citizens of Russian Federation - by 19.2%.

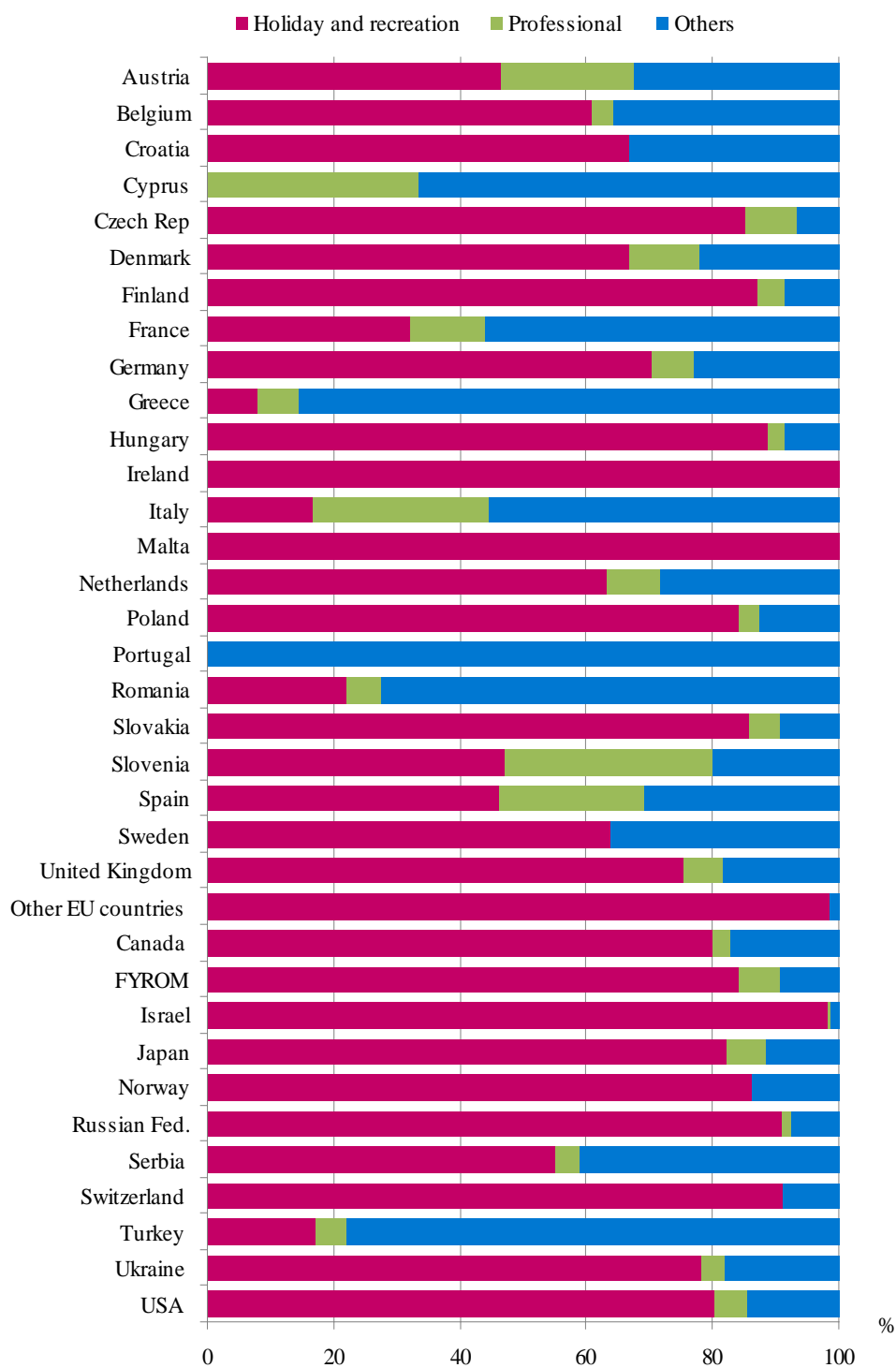
In July 2015, the predominant share of the visits with holiday and recreation purpose was 55.4%, followed by these with others purposes (including as guest and passing transit) - 38.7% and with professional purpose - 5.9%.

The visits with holiday and recreation purposes formed 98.0% of the arrivals from Israel and 90.9% - from Russian Federation. The visits with professional purpose were 27.8% of the arrivals from Italy, as with other purposes were 85.5% of all arrivals from Greece and 78.2% - from Turkey (Figure 4).

¹Group 'Other European countries' includes countries in Europe outside EU.



Figure 4. Structure of the arrivals of visitors to Bulgaria from abroad by purpose of visit and country of origin in July 2015





Methodological notes

The definitions recommended by the World Tourist Organization and the Methodological manual for tourism by Eurostat are applied by the National Statistical Institute.

In accordance with these definitions **an international tourist** is any person who travels to a country other than his/her permanent residence for at least 24 hours but no more than one year and whose main purpose is not doing any activity for payment.

The purposes of visiting a country are the following:

- Excursion, holiday or entertainment (visits to cultural or historical landmarks, sport events and other);
- Visiting friends and relatives;
- Professional purposes (business trips, participation in conferences, congresses, concluding deals, etc.);
- Other (education, medical treatment, etc.) purposes.

Statistical data on the trips of Bulgarian citizens travelling abroad and visits by foreigners to Bulgaria are obtained on the basis of monthly information received from the Ministry of Interior and sample survey of the National Statistical Institute among Bulgarian and foreign citizens passing through border check points.

Data on the number of the trips of the citizens of the European Union are estimated on the basis of the information obtained from the Ministry of Interior and the airport authorities. Data on the number of citizens from 'third countries' are obtained directly from the Ministry of Interior.

Data on the purposes of the trips are obtained on the basis of the NSI's regular monthly sample survey of passing Bulgarian and foreign citizens through the border check points.



Annex

Table 1

**Trips of Bulgarian residents abroad by purposes of visit
and country of destination in July 2015**

(Number)

Country of destination	Total	Purpose of visit		
		Holiday and recreation	Professional	Others
Total	528604	220444	83943	224217
EU	276360	122046	47714	106600
Austria	13114	3325	3509	6280
Belgium	2169	-	678	1491
Croatia	2497	2497	-	-
Cyprus	520	520	-	-
Czech Republic	5307	1300	1263	2744
Denmark	775	191	332	252
Finland	576	305	-	271
France	8421	4554	1242	2625
Germany	56046	11521	17282	27243
Greece	103905	66794	3597	33514
Hungary	3806	720	763	2323
Ireland	-	-	-	-
Italy	15895	10359	1250	4286
Malta	449	337	-	112
Netherlands	2180	335	497	1348
Poland	2441	305	610	1526
Portugal	3732	2666	559	507
Romania	25204	5109	11580	8515
Slovakia	2138	713	-	1425
Slovenia	1413	-	-	1413
Spain	9485	6262	716	2507
Sweden	2458	2048	410	-
United Kingdom	12871	2030	2707	8134
Other EU countries	958	155	719	84
Other European countries	243275	95325	33010	114940
The former Yugoslav Republic of Macedonia	26838	10437	9841	6560
Norway	1880	508	-	1372
Russian Federation	8761	1363	3894	3504
Serbia	30468	7109	5078	18281
Switzerland	1331	265	499	567
Turkey	171198	75332	12555	83311
Ukraine	2799	311	1143	1345
Other countries	3528	1363	867	1298
Canada	720	-	144	576
Israel	1501	1001	200	300
USA	1307	362	523	422
Rest of the world	5441	1710	2352	1379



Table 2

**Arrivals of visitors from abroad to Bulgaria
by purpose of visit and country of origin in July 2015**

(Number)

Country of origin	Total	Purpose of visit		
		Holiday and recreation	Professional	Others
Total	1631920	904458	96381	631081
EU	954723	478793	71745	404185
Austria	28895	13364	6140	9391
Belgium	28456	17277	1016	10163
Croatia	3174	2116	-	1058
Cyprus	3869	-	1290	2579
Czech Republic	31712	26973	2552	2187
Denmark	24297	16198	2700	5399
Finland	7776	6762	338	676
France	41509	13283	4981	23245
Germany	189750	132946	13295	43509
Greece	104618	8081	7081	89456
Hungary	20920	18529	598	1793
Ireland	3856	3856	-	-
Italy	21669	3611	6019	12039
Malta	312	312	-	-
Netherlands	44996	28467	3673	12856
Poland	75196	63164	2507	9525
Portugal	4752	-	-	4752
Romania	213915	47122	11374	155419
Slovakia	30028	25738	1430	2860
Slovenia	5002	2351	1651	1000
Spain	11622	5364	2682	3576
Sweden	15520	9903	-	5617
United Kingdom	38204	28774	2418	7012
Other EU countries	4675	4602	-	73
Other European countries	499840	290300	18141	191399
The former Yugoslav Republic of Macedonia	46570	39071	3109	4390
Norway	9936	8556	-	1380
Russian Federation	135374	122988	2094	10292
Serbia	60315	33120	2410	24785
Switzerland	6790	6190	-	600
Turkey	176976	30454	8210	138312
Ukraine	63879	49921	2318	11640
Other countries	46859	42690	1103	3066
Canada	3316	2654	84	578
Israel	28587	28017	212	358
Japan	1510	1240	93	177
USA	13446	10779	714	1953
Rest of the world	130498	92675	5392	32431