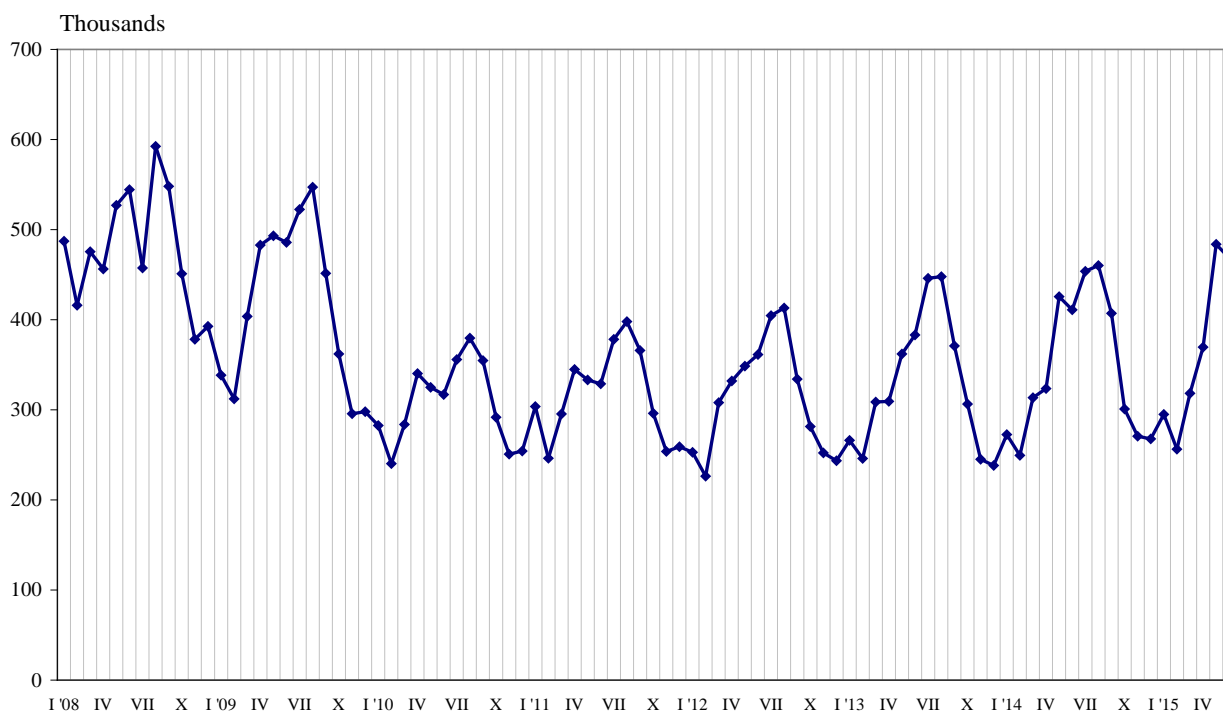




## TRIPS OF BULGARIAN RESIDENTS ABROAD AND ARRIVALS OF VISITORS FROM ABROAD TO BULGARIA IN JUNE 2015

In June 2015, **the number of the trips of Bulgarian residents abroad** was 468.3 thousand (Annex, Table 1) or by 13.9% above the registered in June 2014 (Figure 1). In comparison with the same month of the previous year an increase was observed in the total number of the trips of Bulgarians to: Turkey - by 34.1%, Greece - by 32.0%, Germany - by 14.1%, Spain - by 13.5%, the United Kingdom - by 13.2%, Serbia - by 11.3%, Italy - by 9.5%, France - 8.7%, Austria - by 1.1%, and etc. At the same time a decrease was observed in the total number of the trips of Bulgarians to: Ukraine - by 56.3%, Czech Republic - by 21.8%, the Former Yugoslav Republic of Macedonia - by 17.7%, Russian Federation - by 9.3%, Israel - by 7.4%, Romania - by 1.4%, and etc.

**Figure 1. Trips of Bulgarian residents abroad by months**

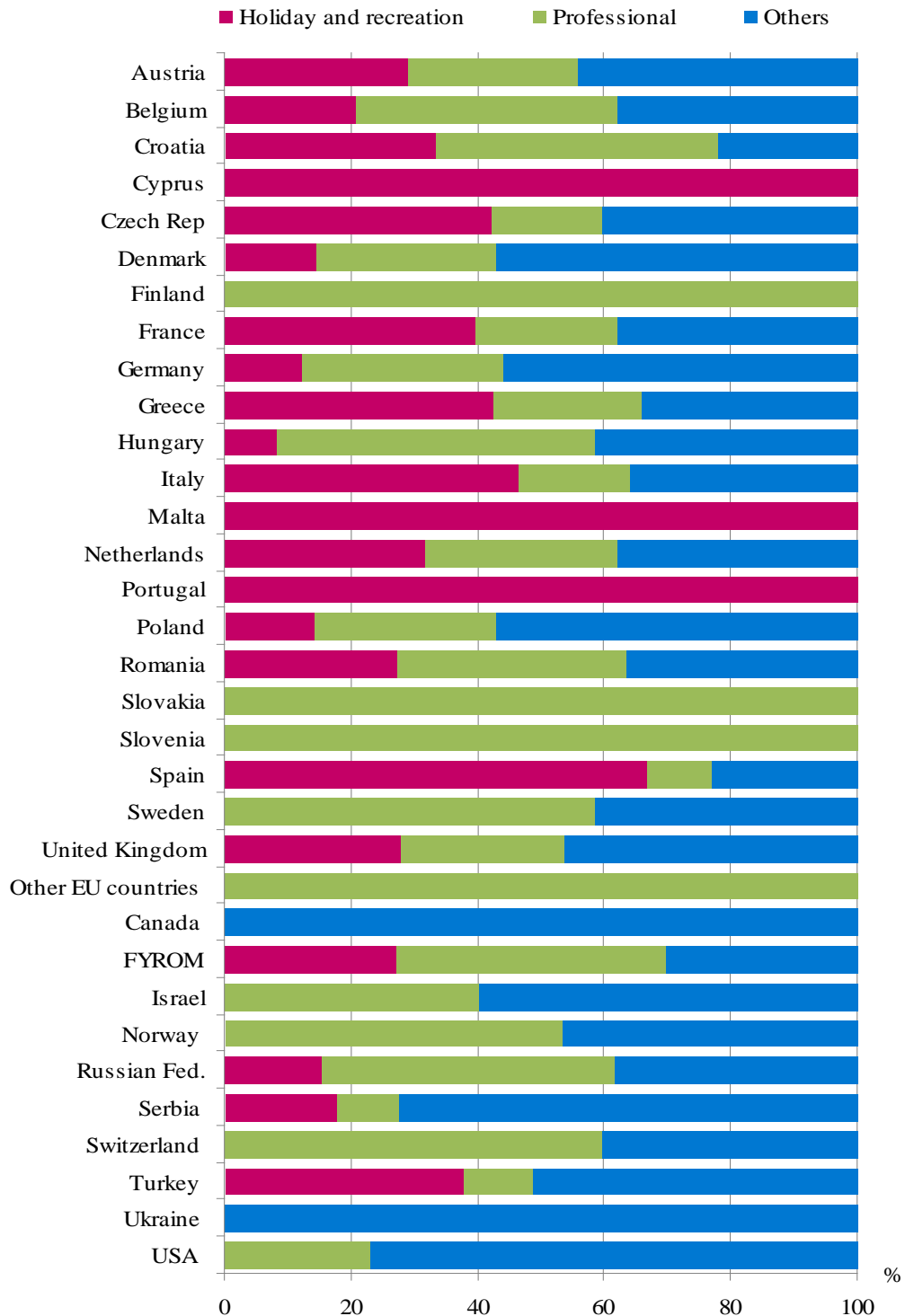


The trips with other purposes (as a guest, education and visit the cultural and sport events) in June 2015 composed the greatest share of the total number of trips of Bulgarian residents abroad - 44.1%, followed by the trips with holiday and recreation purposes - 33.3%, and with professional purpose - 22.6%. In comparison with June 2014 an increase was registered in the trips with holiday and recreation purposes - by 55.5%, with other purposes - by 2.9%, while the trips with professional purpose decreased - by 3.8%.

In June 2015, the trips with other purposes formed 72.6% of all trips to Serbia and 56.0% to Germany. The trips with professional purpose to Russian Federation were 46.2%, as these to Spain and Italy with holiday and recreation purpose were 66.7% and 46.4% respectively of all trips of Bulgarian residents to these countries (Figure 2).



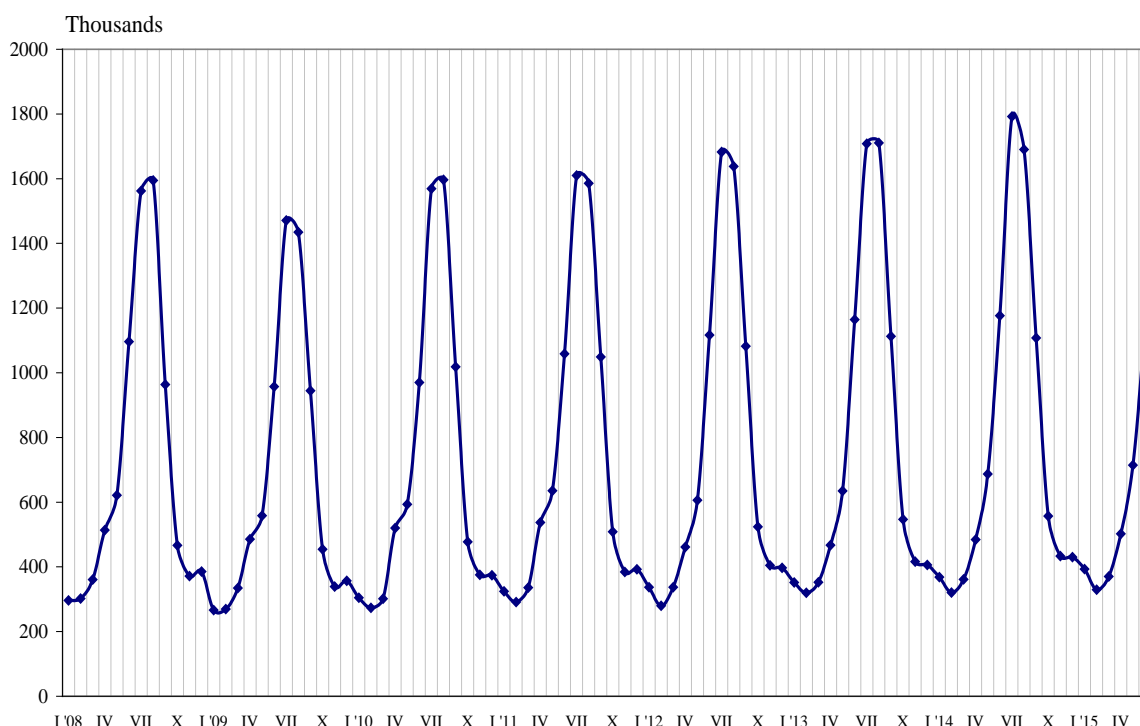
**Figure 2. Structure of the trips of Bulgarian residents abroad by purpose of visit and country of destination in June 2015**





In June 2015, **the number of arrivals of visitors from abroad to Bulgaria** was 1 133.5 thousand (Annex, Table 2) or by 3.7% below the level of June 2014 (Figure 3). A decrease was registered in the trips with holiday and recreation purpose by 23.9%, while the trips with other purposes and with professional purpose increased by 42.2% and 4.6% respectively.

**Figure 3. Arrivals of visitors from abroad to Bulgaria by months**



The share of visits of EU citizens was 57.6% of the total number of foreigners' visits to Bulgaria in June 2015 or by 0.5% more in comparison with the same month of the previous year. An increase was registered in the visits of the citizens of Greece - by 17.5%, Romania - by 10.5%, Germany - by 4.7%, Hungary - by 4.2%, and etc. At the same time decreased the visits from France - by 37.9%, Italy - by 26.0%, Poland - by 18.6%, the United Kingdom - by 16.1%, Czech Republic - by 9.8%, and etc.

The visits of foreigners in the group 'Other European countries'<sup>1</sup> decreased by 12.1%, as the highest decrease was observed in the visits of citizens of Russian Federation - by 33.2%.

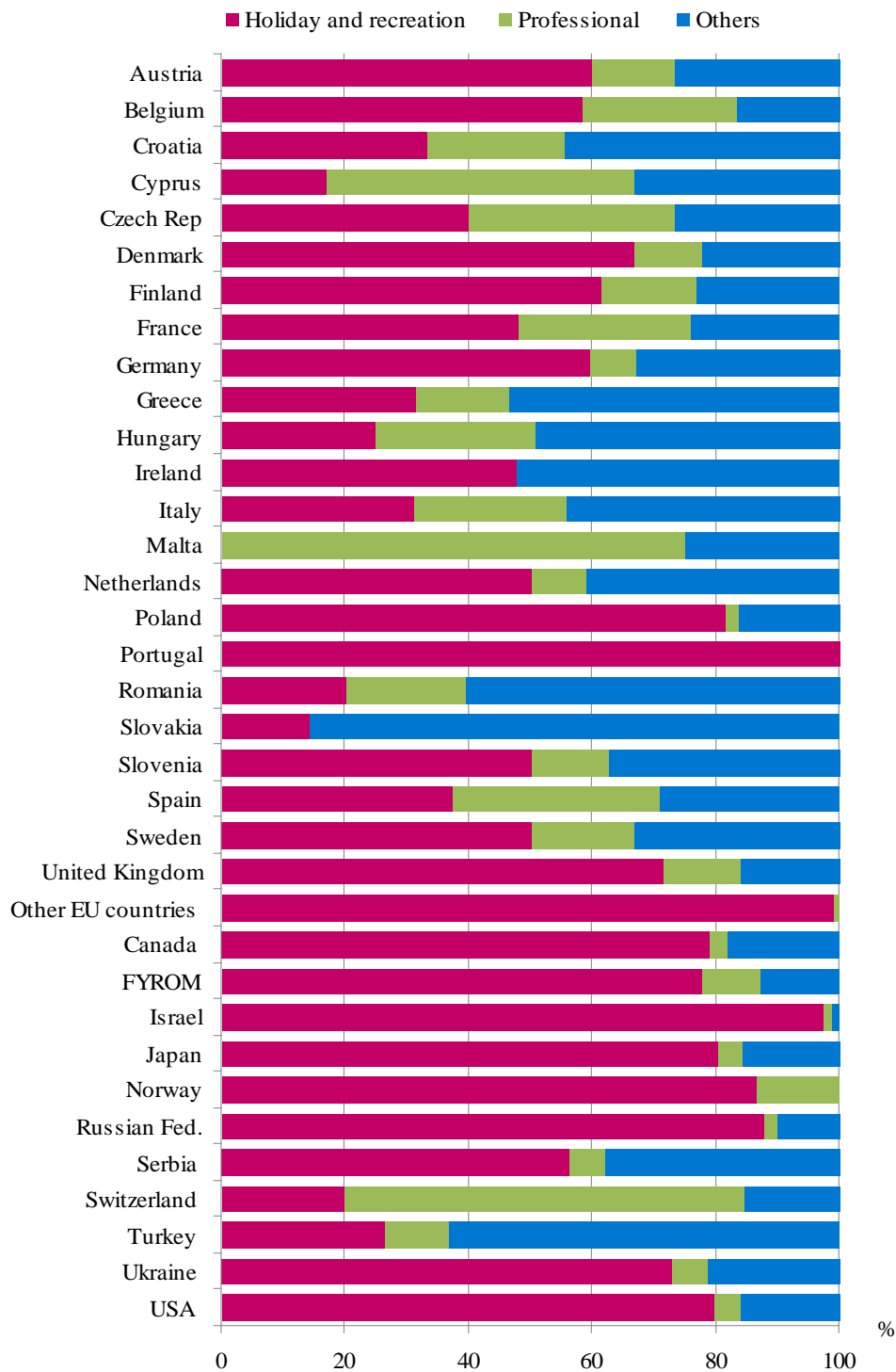
In June 2015, the predominant share of the visits with holiday and recreation purpose was 49.9%, followed by these with others purposes (including as guest and passing transit) - 38.4% and with professional purpose - 11.7%.

The visits with holiday and recreation purposes formed 97.3% of the arrivals from Israel and 87.9% - from Russian Federation. The visits with professional purpose were 64.7% of the arrivals from Switzerland, as with other purposes were 63.1% of all arrivals from Turkey and 60.4% - from Romania (Figure 4).

<sup>1</sup>Group 'Other European countries' includes countries in Europe outside EU.



**Figure 4. Structure of the arrivals of visitors to Bulgaria from abroad by purpose of visit and country of origin in June 2015**





## Methodological notes

The definitions recommended by the World Tourist Organization and the Methodological manual for tourism by Eurostat are applied by the National Statistical Institute.

In accordance with these definitions **an international tourist** is any person who travels to a country other than his/her permanent residence for at least 24 hours but no more than one year and whose main purpose is not doing any activity for payment.

**The purposes of visiting** a country are the following:

- Excursion, holiday or entertainment (visits to cultural or historical landmarks, sport events and other);
- Visiting friends and relatives;
- Professional purposes (business trips, participation in conferences, congresses, concluding deals, etc.);
- Other (education, medical treatment, etc.) purposes.

Statistical data on the trips of Bulgarian citizens travelling abroad and visits by foreigners to Bulgaria are obtained on the basis of monthly information received from the Ministry of Interior and sample survey of the National Statistical Institute among Bulgarian and foreign citizens passing through border check points.

Data on the number of the trips of the citizens of the European Union are estimated on the basis of the information obtained from the Ministry of Interior and the airport authorities. Data on the number of citizens from 'third countries' are obtained directly from the Ministry of Interior.

Data on the purposes of the trips are obtained on the basis of the NSI's regular monthly sample survey of passing Bulgarian and foreign citizens through the border check points.



Annex

Table 1

**Trips of Bulgarian residents abroad by purposes of visit  
and country of destination in June 2015**

(Number)

Country of destination	Total	Purpose of visit		
		Holiday and recreation	Professional	Others
<b>Total</b>	<b>468319</b>	<b>155894</b>	<b>105826</b>	<b>206599</b>
<b>EU</b>	<b>228667</b>	<b>81795</b>	<b>62036</b>	<b>84836</b>
Austria	8982	2601	2395	3986
Belgium	3789	784	1568	1437
Croatia	1253	418	557	278
Cyprus	108	108	-	-
Czech Republic	5989	2519	1057	2413
Denmark	600	86	171	343
Finland	214	-	214	-
France	13403	5315	3004	5084
Germany	21813	2617	6979	12217
Greece	81192	34387	19104	27701
Hungary	2234	186	1117	931
Ireland	-	-	-	-
Italy	17606	8168	3086	6352
Malta	45	45	-	-
Netherlands	2097	662	637	798
Poland	1414	202	404	808
Portugal	135	135	-	-
Romania	40122	10843	14660	14619
Slovakia	831	-	831	-
Slovenia	1132	-	1132	-
Spain	15514	10343	1591	3580
Sweden	788	-	460	328
United Kingdom	8537	2376	2200	3961
Other EU countries	869	-	869	-
<b>Other European countries</b>	<b>230199</b>	<b>73720</b>	<b>40357</b>	<b>116122</b>
The former Yugoslav Republic of Macedonia	45403	12338	19247	13818
Norway	424	-	226	198
Russian Federation	4207	647	1942	1618
Serbia	34567	6156	3315	25096
Switzerland	302	-	180	122
Turkey	144225	54579	15447	74199
Ukraine	1071	-	-	1071
<b>Other countries</b>	<b>6241</b>	<b>-</b>	<b>1640</b>	<b>4601</b>
Canada	721	-	-	721
Israel	2163	-	865	1298
USA	3357	-	775	2582
<b>Rest of the world</b>	<b>3212</b>	<b>379</b>	<b>1793</b>	<b>1040</b>



Table 2

Arrivals of visitors from abroad to Bulgaria  
by purpose of visit and country of origin in June 2015

Country of origin	Total	Purpose of visit		
		Holiday and recreation	Professional	Others
<b>Total</b>	<b>1133517</b>	<b>566149</b>	<b>132639</b>	<b>434729</b>
<b>EU</b>	<b>652536</b>	<b>248960</b>	<b>101303</b>	<b>302273</b>
Austria	4543	2726	606	1211
Belgium	6182	3606	1546	1030
Croatia	3255	1085	723	1447
Cyprus	322	54	161	107
Czech Republic	13360	5344	4454	3562
Denmark	3156	2103	351	702
Finland	4352	2678	669	1005
France	11513	5526	3224	2763
Germany	120064	71680	8960	39424
Greece	178468	55947	27218	95303
Hungary	12296	3063	3185	6048
Ireland	134	64	-	70
Italy	10757	3366	2634	4757
Malta	160	-	120	40
Netherlands	7508	3754	683	3071
Poland	16636	13580	340	2716
Portugal	804	804	-	-
Romania	208130	41937	40383	125810
Slovakia	6126	875	-	5251
Slovenia	2208	1104	276	828
Spain	3298	1237	1099	962
Sweden	2298	1149	383	766
United Kingdom	33820	24157	4263	5400
Other EU countries	3146	3121	25	-
<b>Other European countries</b>	<b>342880</b>	<b>216469</b>	<b>24317</b>	<b>102094</b>
The former Yugoslav Republic of Macedonia	32681	25370	3184	4127
Norway	1767	1531	236	-
Russian Federation	116287	102206	2520	11561
Serbia	48949	27631	2791	18527
Switzerland	5335	1055	3452	828
Turkey	90003	23764	9444	56795
Ukraine	47858	34912	2690	10256
<b>Other countries</b>	<b>32370</b>	<b>28568</b>	<b>873</b>	<b>2929</b>
Canada	2775	2190	83	502
Israel	15666	15248	211	207
Japan	2039	1641	80	318
USA	11890	9489	499	1902
<b>Rest of the world</b>	<b>105731</b>	<b>72152</b>	<b>6146</b>	<b>27433</b>