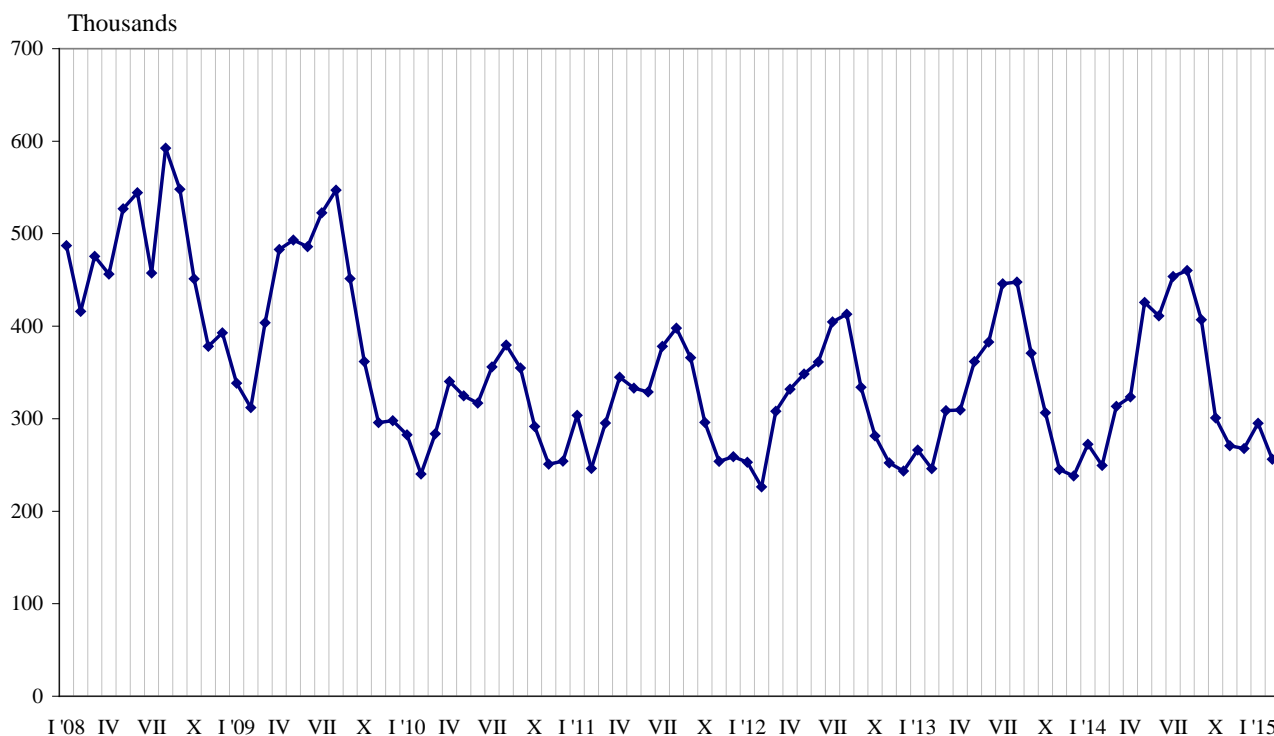


TRIPS OF BULGARIAN RESIDENTS ABROAD AND ARRIVALS OF VISITORS FROM ABROAD TO BULGARIA IN FEBRUARY 2015

In February 2015, **the number of the trips of Bulgarian residents abroad** was 256.2 thousand (Annex, Table 1) or by 2.7% above the registered in February 2014 (Figure 1). In comparison with the same month of the previous year an increase was observed in the total number of the trips of Bulgarians to: Germany - by 51.6%, Czech Republic - by 33.3%, Romania - by 17.7%, Austria - by 14.5%, Serbia - by 10.7%, Italy - by 7.7%, the United Kingdom - by 5.6%, France - by 4.6%, and etc. At the same time a decrease was observed in the total number of the trips of Bulgarians to: the Former Yugoslav Republic of Macedonia - by 15.2%, Russian Federation - by 6.6%, The Netherlands - by 6.1%, Greece - by 5.3%, Belgium - by 5.0%, Turkey - by 3.7%, and etc.

Figure 1. Trips of Bulgarian residents abroad by months

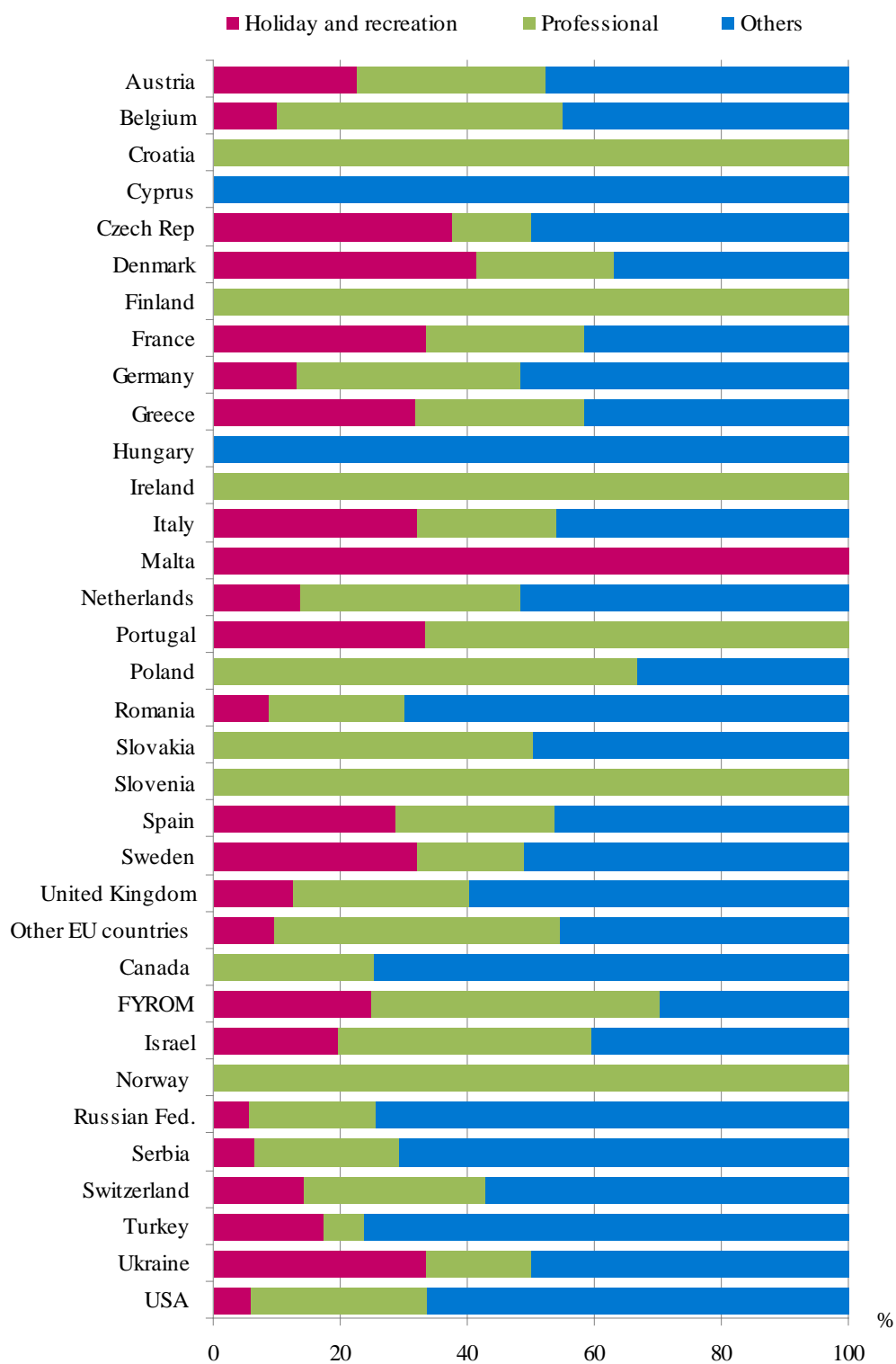


The trips with other purposes (as a guest, education and visit the cultural and sport events) in February 2015 composed the greatest share of the total number of trips of Bulgarian residents abroad - 55.0%, followed by the trips with professional purpose - 23.4%, and with holiday and recreation purposes - 21.6%. In comparison with February 2014 an increase was registered in the trips with holiday and recreation purposes by 14.8%, those with professional decreased by 0.9%, while these with other purposes remained approximately on the same level.

In February 2015, the trips with other purposes formed 76.5% of all trips to Turkey and 74.6% to Russian Federation. The trips to the Former Yugoslav Republic of Macedonia with professional purpose were 45.4%, as these to France and Italy with holiday and recreation purpose were 33.3 and 32.0% respectively of all trips of Bulgarian residents to these countries (Figure 2).

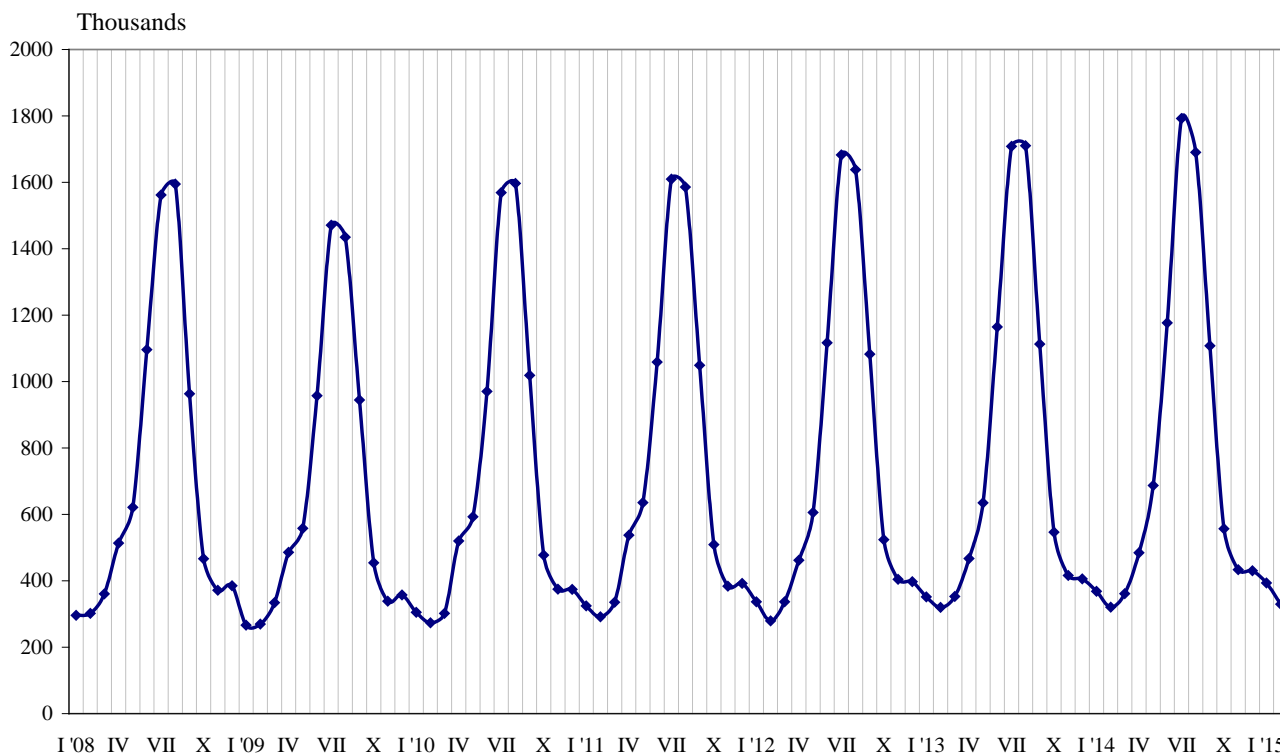


Figure 2. Structure of the trips of Bulgarian residents abroad by purpose of visit and country of destination in February 2015



In February 2015, the number of arrivals of visitors from abroad to Bulgaria was 329.8 thousands (Annex, Table 2) or by 2.9% above the level of February 2014 (Figure 3). An increase was registered in the trips with professional purpose and with other purposes by 37.5% and 8.3% respectively, while the trips with holiday and recreation purpose decreased by 11.9%.

Figure 3. Arrivals of visitors from abroad to Bulgaria by months



The share of visits of EU citizens was 45.6% of the total number of foreigners' visits to Bulgaria in February 2015 or by 3.8% less in comparison with the same month of the previous year. An increase was registered in the visits of the citizens of France - by 6.9%, Italy - by 4.1%, Austria - by 3.7%, Germany - by 2.8%, the United Kingdom - by 2.2%, Romania - by 2.1%, and etc. At the same time decreased the visits from Poland - by 31.0%, Hungary - by 30.7%, Greece - by 14.1% and etc.

The visits of foreigners in the group 'Other European countries'¹ increased by 8.3%, as the highest growth was observed in the visits of citizens of Turkey - by 21.1%.

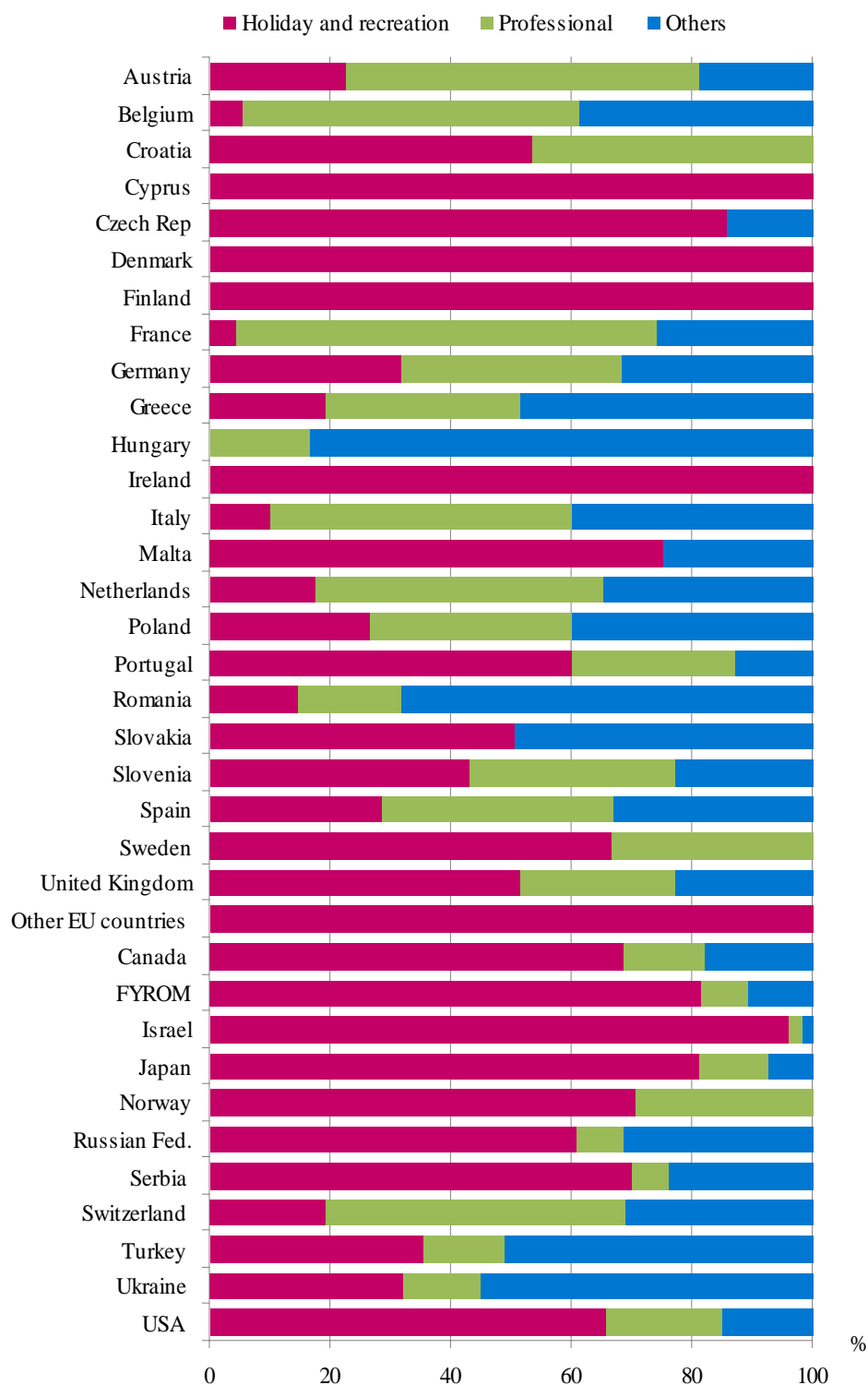
In February 2015, the predominant share of the visits with others purposes (including as guest and passing transit) was 40.6%, followed by these with holiday and recreation purpose - 40.4% and with professional purpose - 19.0%.

The visits with holiday and recreation purposes formed 96.0% of the arrivals from Israel, 81.4% - from the Former Yugoslav Republic of Macedonia and 70.0% - from Serbia. The visits with professional purpose were 69.6% of the arrivals from France and 58.5% - from Austria, as with other purposes were 68.3% of all arrivals from Romania (Figure 4).

¹ Group 'Other European countries' includes countries in Europe outside EU.



Figure 4. Structure of the arrivals of visitors to Bulgaria from abroad by purpose of visit and country of origin in February 2015





Methodological notes

The definitions recommended by the World Tourist Organization and the Methodological manual for tourism by Eurostat are applied by the National Statistical Institute.

In accordance with these definitions **an international tourist** is any person who travels to a country other than his/her permanent residence for at least 24 hours but no more than one year and whose main purpose is not doing any activity for payment.

The purposes of visiting a country are the following:

- Excursion, holiday or entertainment (visits to cultural or historical landmarks, sport events and other);
- Visiting friends and relatives;
- Professional purposes (business trips, participation in conferences, congresses, concluding deals, etc.);
- Other (education, medical treatment, etc.) purposes.

Statistical data on the trips of Bulgarian citizens travelling abroad and visits by foreigners to Bulgaria are obtained on the basis of monthly information received from the Ministry of Interior and sample survey of the National Statistical Institute among Bulgarian and foreign citizens passing through border check points.

Data on the number of the trips of the citizens of the European Union are estimated on the basis of the information obtained from the Ministry of Interior and the airport authorities. Data on the number of citizens from 'third countries' are obtained directly from the Ministry of Interior.

Data on the purposes of the trips are obtained on the basis of the NSI's regular monthly sample survey of passing Bulgarian and foreign citizens through the border check points.

Annex

Table 1

**Trips of Bulgarian residents abroad by purposes of visit
and country of destination in February 2015**

Country of destination	Total	Purpose of visit		
		Holiday and recreation	Professional	Others
Total	256190	55289	59978	140923
EU	140107	34963	38773	66371
Austria	5500	1231	1642	2627
Belgium	1829	183	823	823
Croatia	191	-	191	-
Cyprus	113	-	-	113
Czech Republic	5085	1907	636	2542
Denmark	937	388	204	345
Finland	143	-	143	-
France	7136	2379	1784	2973
Germany	15683	2031	5528	8124
Greece	61439	19473	16451	25515
Hungary	560	-	-	560
Ireland	64	-	64	-
Italy	6513	2084	1433	2996
Malta	54	54	-	-
Netherlands	2494	340	864	1290
Poland	1632	-	1088	544
Portugal	959	320	639	-
Romania	14464	1264	3089	10111
Slovakia	267	-	134	133
Slovenia	107	-	107	-
Spain	8320	2377	2080	3863
Sweden	630	202	106	322
United Kingdom	5383	673	1495	3215
Other EU countries	604	57	272	275
Other European countries	103390	16790	15063	71537
The former Yugoslav Republic of Macedonia	12888	3201	5849	3838
Norway	64	-	64	-
Russian Federation	2124	120	420	1584
Serbia	16114	1020	3670	11424
Switzerland	2218	317	633	1268
Turkey	69632	12015	4369	53248
Ukraine	350	117	58	175
Other countries	3343	281	1032	2030
Canada	888	-	224	664
Israel	1027	199	412	416
USA	1428	82	396	950
Rest of the world	9350	3255	5110	985

Table 2

**Arrivals of visitors from abroad to Bulgaria
by purpose of visit and country of origin in February 2015**

Country of origin	Total	Purpose of visit		
		Holiday and recreation	Professional	Others
Total	329774	133325	62684	133765
EU	150281	36825	43783	69673
Austria	5974	1352	3494	1128
Belgium	2611	145	1451	1015
Croatia	1266	677	589	-
Cyprus	703	703	-	-
Czech Republic	2297	1969	-	328
Denmark	829	829	-	-
Finland	518	518	-	-
France	3752	163	2611	978
Germany	11287	3591	4104	3592
Greece	44051	8486	14184	21381
Hungary	1457	-	243	1214
Ireland	233	233	-	-
Italy	5577	558	2788	2231
Malta	621	466	-	155
Netherlands	1301	226	622	453
Poland	2875	767	958	1150
Portugal	350	210	95	45
Romania	46473	6731	8012	31730
Slovakia	732	370	-	362
Slovenia	351	151	120	80
Spain	2588	739	994	855
Sweden	510	340	170	-
United Kingdom	13020	6696	3348	2976
Other EU countries	905	905	-	-
Other European countries	145832	79208	15076	51548
The former Yugoslav Republic of Macedonia	32172	26203	2507	3462
Norway	102	72	30	-
Russian Federation	9003	5486	683	2834
Serbia	30981	21683	1889	7409
Switzerland	547	104	273	170
Turkey	63945	22743	8542	32660
Ukraine	9082	2917	1152	5013
Other countries	9482	8268	681	533
Canada	363	249	49	65
Israel	6491	6231	157	103
Japan	382	310	44	28
USA	2246	1478	431	337
Rest of the world	24179	9024	3144	12011