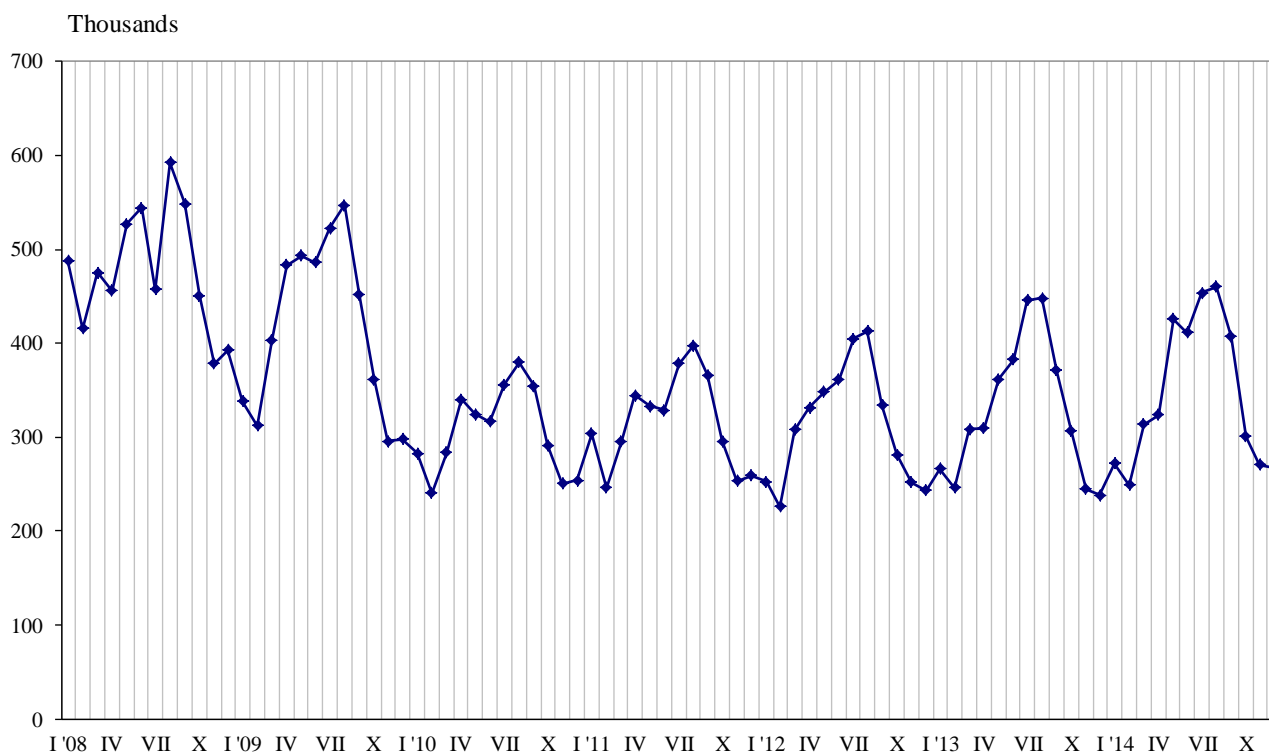




## TRIPS OF BULGARIAN RESIDENTS ABROAD AND ARRIVALS OF VISITORS FROM ABROAD TO BULGARIA IN DECEMBER 2014

In December 2014, the number of the trips of Bulgarian residents abroad was 267.7 thousand (Annex, Table 1) or by 12.4% above the registered in December 2013 (Figure 1). In comparison with the same month of the previous year an increase was observed in the total number of the trips of Bulgarians to: Austria - by 65.7%, Italy - by 46.5%, France - by 32.6%, Greece - by 31.9%, Germany - by 27.4%, Serbia - by 24.2%, the United Kingdom - by 19.3%, and etc. At the same time a decrease was observed in the total number of the trips of Bulgarians to: the Former Yugoslav Republic of Macedonia - by 14.1%, Turkey - by 11.0%, Russian Federation - by 8.7%, and etc.

**Figure 1. Trips of Bulgarian residents abroad by months**

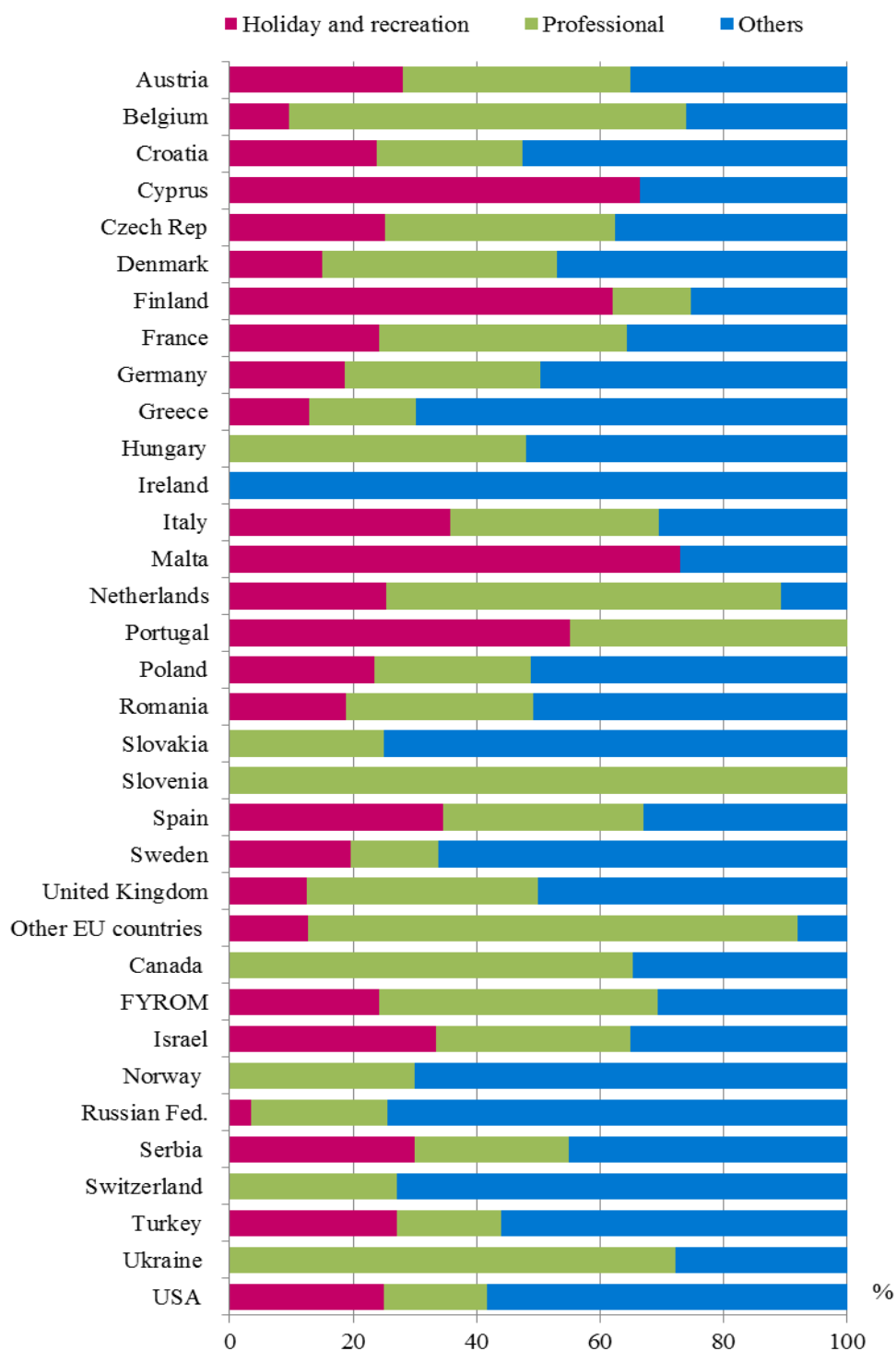


The trips with other purposes (as a guest, education and visit the cultural and sport events) in December 2014 composed the greatest share of the total number of trips of Bulgarian residents abroad - 51.4%, followed by the trips with professional purpose - 26.4%, and with holiday and recreation purposes - 22.2%. In comparison with December 2013 an increase was registered in the trips with professional and with other purposes by 34.2% and 11.3% respectively, whiles these with holiday and recreation decreased by 4.0%.

In December 2014, the trips with other purposes formed 74.4% of all trips to Russian Federation and 69.8% to the Greece. The trips to Belgium with professional purpose were 64.4%, as these to Italy and Spain with holiday and recreation purpose were 35.7% and 34.6% respectively of all trips of Bulgarian residents to these countries (Figure 2).



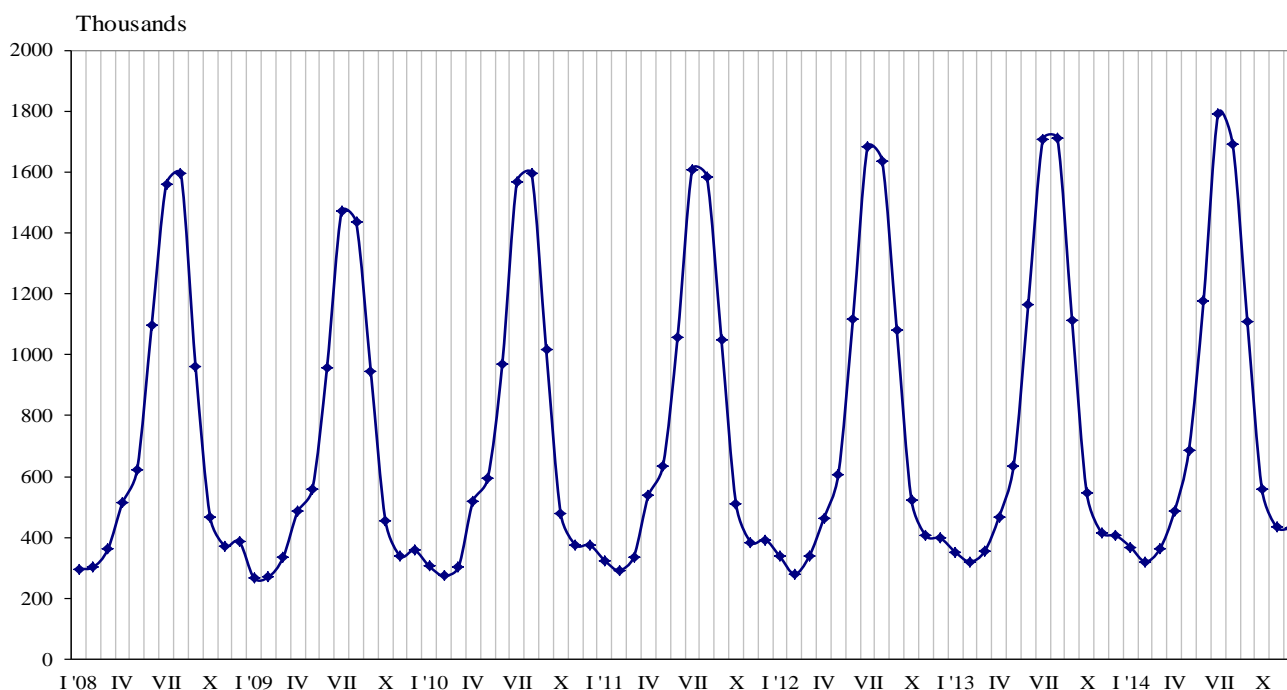
**Figure 2. Structure of the trips of Bulgarian residents abroad by purpose of visit and country of destination in December 2014**





In December 2014, **the number of arrivals of visitors from abroad to Bulgaria** was 430.1 thousands (Annex, Table 2) or by 6.0% above the level of December 2013 (Figure 3). An increase was registered in the trips with professional purpose and with other purposes by 35.1% and 5.8% respectively, while the trips with holiday and recreation purpose decreased by 25.2%.

**Figure 3. Arrivals of visitors from abroad to Bulgaria by months**



The share of visits of EU citizens was 53.8% of the total number of foreigners' visits to Bulgaria in December 2014 or by 7.8% more in comparison with the same month of the previous year. An increase was registered in the visits of the citizens of Spain - by 31.9%, Italy - by 26.4%, Germany - by 20.9%, Czech Republic - by 13.8%, the United Kingdom - 12.0%, Greece - by 7.2%, Romania - by 7.2%, and etc. At the same time decreased the visits from Slovakia - by 26.1%, Hungary - by 15.4%, Austria - by 8.4%, and etc.

The visits of foreigners in the group 'Other European countries'<sup>1</sup> increased by 1.0% as the highest growth was observed in the visits of citizens of Turkey - by 7.0%.

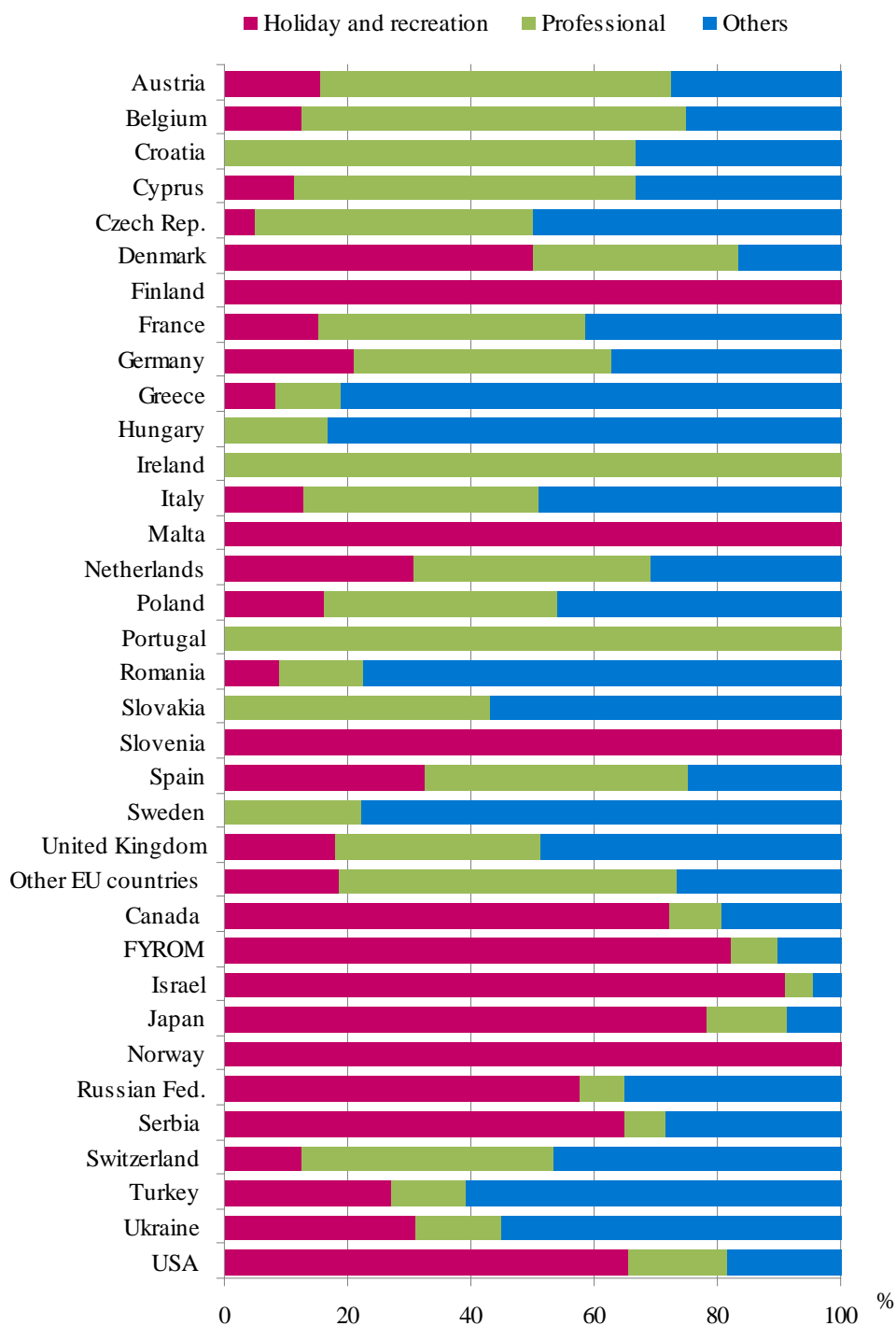
In December 2014, the predominant share of the visits with others purposes (including as guest and passing transit) was - 55.7%, followed by these with holiday and recreation purpose - 28.7% and with professional purpose - 15.6%.

The visits with holiday and recreation purposes formed 91.1% of the arrivals from Israel, 82.2% - from the Former Yugoslav Republic of Macedonia and 64.9% - from Serbia. The visits with professional purpose were 62.5% of the arrivals from Belgium and 56.9% - from Austria, as with other purposes were 81.3% of all arrivals from Greece and 77.6% - from Romania (Figure 4).

<sup>1</sup> Group "Other European countries" includes countries in Europe outside EU.



**Figure 4. Structure of the arrivals of visitors to Bulgaria from abroad by purpose of visit and country of origin in December 2014**





## Methodological notes

The definitions recommended by the World Tourist Organization and the Methodological manual for tourism by Eurostat are applied by the National Statistical Institute.

In accordance with these definitions **an international tourist** is any person who travels to a country other than his/her permanent residence for at least 24 hours but no more than one year and whose main purpose is not doing any activity for payment.

**The purposes of visiting** a country are the following:

- Excursion, holiday or entertainment (visits to cultural or historical landmarks, sport events and other);
- Visiting friends and relatives;
- Professional purposes (business trips, participation in conferences, congresses, concluding deals, etc.);
- Other (education, medical treatment, etc.) purposes.

Statistical data on the trips of Bulgarian citizens travelling abroad and visits by foreigners to Bulgaria are obtained on the basis of monthly information received from the Ministry of Interior and sample survey of the National Statistical Institute among Bulgarian and foreign citizens passing through border check points.

Data on the number of the trips of the citizens of the European Union are estimated on the basis of the information obtained from the Ministry of Interior and the airport authorities. Data on the number of citizens from “third countries” are obtained directly from the Ministry of Interior.

Data on the purposes of the trips are obtained on the basis of the NSI’s regular monthly sample survey of passing Bulgarian and foreign citizens through the border check points.



Annex

Table 1

**Trips of Bulgarian residents abroad by purposes of visit  
and country of destination in December 2014**

(Number)

Country of destination	Total	Purpose of visit		
		Holiday and recreation	Professional	Others
<b>Total</b>	<b>267706</b>	<b>59404</b>	<b>70747</b>	<b>137555</b>
<b>EU</b>	<b>139744</b>	<b>25276</b>	<b>38309</b>	<b>76159</b>
Austria	5279	1482	1945	1852
Belgium	1507	145	970	392
Croatia	630	150	149	331
Cyprus	131	87	-	44
Czech Republic	1577	396	588	593
Denmark	584	87	223	274
Finland	269	167	34	68
France	3247	784	1307	1156
Germany	25538	4775	8097	12666
Greece	55353	7175	9567	38611
Hungary	2796	-	1342	1454
Ireland	33	-	-	33
Italy	7411	2645	2513	2253
Malta	548	400	-	148
Netherlands	867	220	555	92
Poland	4014	943	1012	2059
Portugal	645	355	290	-
Romania	13526	2536	4106	6884
Slovakia	1231	-	308	923
Slovenia	532	-	532	-
Spain	4787	1658	1553	1576
Sweden	1624	319	229	1076
United Kingdom	7293	911	2734	3648
Other EU countries	322	41	255	26
<b>Other European countries</b>	<b>115850</b>	<b>30800</b>	<b>25427</b>	<b>59623</b>
The former Yugoslav Republic of Macedonia	13018	3149	5879	3990
Norway	30	-	9	21
Russian Federation	2213	75	491	1647
Serbia	20717	6215	5179	9323
Switzerland	244	-	66	178
Turkey	79028	21361	13370	44297
Ukraine	600	-	433	167
<b>Other countries</b>	<b>1886</b>	<b>462</b>	<b>561</b>	<b>863</b>
Canada	288	-	188	100
Israel	731	245	229	257
USA	867	217	144	506
<b>Rest of the world</b>	<b>10226</b>	<b>2866</b>	<b>6450</b>	<b>910</b>



**Table 2**

**Arrivals of visitors from abroad to Bulgaria**  
**by purpose of visit and country of origin in December 2014**

(Number)

Country of origin	Total	Purpose of visit		
		Holiday and recreation	Professional	Others
<b>Total</b>	<b>430130</b>	<b>123458</b>	<b>67063</b>	<b>239609</b>
<b>EU</b>	<b>231355</b>	<b>26044</b>	<b>47273</b>	<b>158038</b>
Austria	5491	852	3124	1515
Belgium	1287	161	804	322
Croatia	1776	-	1184	592
Cyprus	1488	165	827	496
Czech Republic	3486	174	1569	1743
Denmark	968	484	323	161
Finland	330	330	-	-
France	4393	666	1897	1830
Germany	13913	2909	5819	5185
Greece	72201	5855	7612	58734
Hungary	2364	-	394	1970
Ireland	25	-	25	-
Italy	6514	828	2483	3203
Malta	74	74	-	-
Netherlands	2907	894	1118	895
Poland	5212	834	1981	2397
Portugal	223	-	223	0
Romania	94142	8285	12803	73054
Slovakia	1124	-	484	640
Slovenia	868	868	-	-
Spain	3688	1195	1573	920
Sweden	712	-	158	554
United Kingdom	7474	1341	2491	3642
Other EU countries	695	129	381	185
<b>Other European countries</b>	<b>161017</b>	<b>80135</b>	<b>15788</b>	<b>65094</b>
The former Yugoslav Republic of Macedonia	36757	30208	2735	3814
Norway	367	367	-	-
Russian Federation	10966	6306	813	3847
Serbia	32822	21307	2126	9389
Switzerland	1165	143	480	542
Turkey	67928	18416	8097	41415
Ukraine	11012	3388	1537	6087
<b>Other countries</b>	<b>8121</b>	<b>6564</b>	<b>725</b>	<b>832</b>
Canada	446	321	39	86
Israel	4539	4133	195	211
Japan	427	334	55	38
USA	2709	1776	436	497
<b>Rest of the world</b>	<b>29637</b>	<b>10715</b>	<b>3277</b>	<b>15645</b>