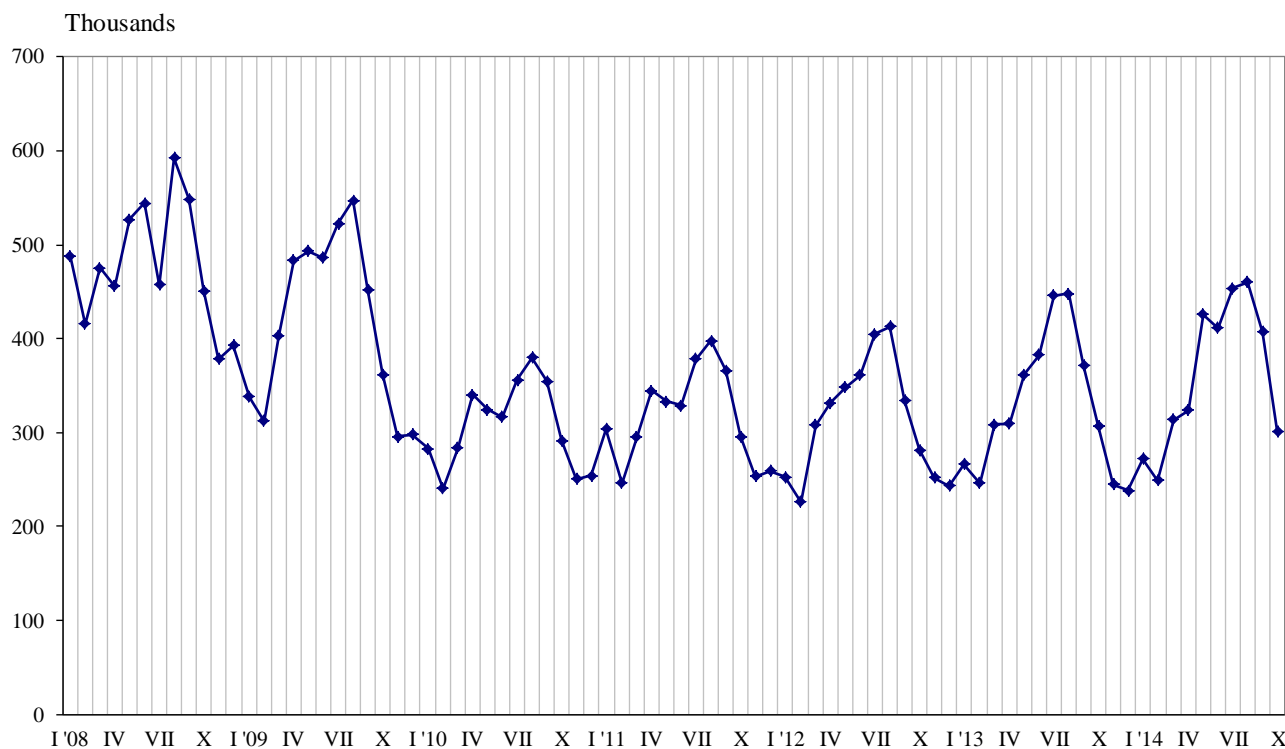




## TRIPS OF BULGARIAN RESIDENTS ABROAD AND ARRIVALS OF VISITORS FROM ABROAD TO BULGARIA IN OCTOBER 2014

In October 2014, **the number of the trips of Bulgarian residents abroad** was 300.9 thousand or by 1.8% under the registered in October 2013 (Figure 1). In comparison with the same month of the previous year a decrease was observed in the total number of the trips of Bulgarians to: Serbia - by 21.1%, Czech Republic - by 17.6%, Romania - by 17.4%, Austria - by 5.2%, Italy - by 1.7%, and etc. At the same time an increase was observed in the total number of the trips of Bulgarians to: France - by 66.7%, Germany - by 57.5%, the United Kingdom - by 19.0%, Spain - by 13.7%, the Former Yugoslav Republic of Macedonia (FYROM) - by 6.2%, Greece - by 5.1%, Turkey - by 2.6%, and etc. (Annex, Table 1).

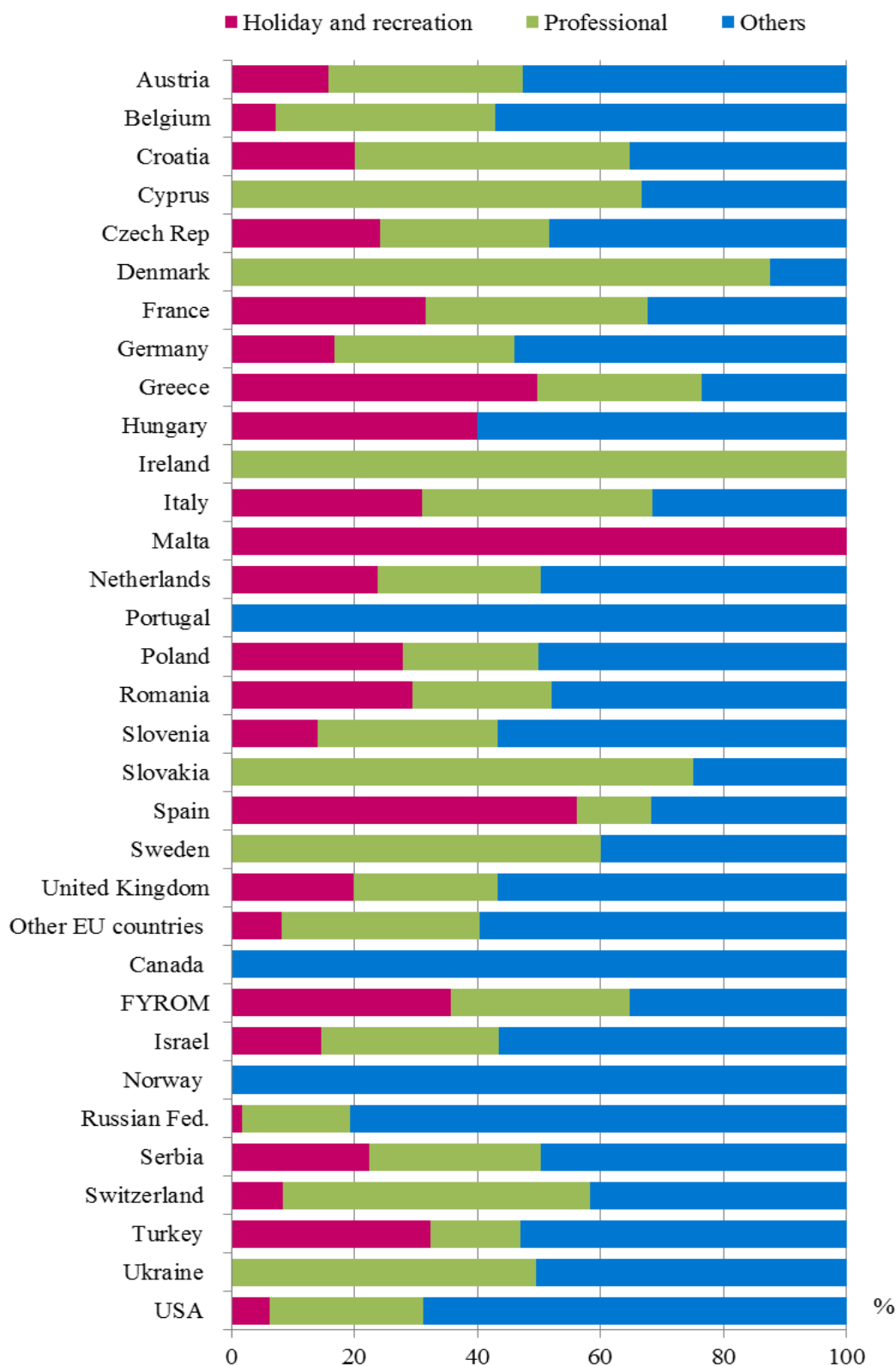
**Figure 1. Trips of Bulgarian residents abroad by months**



The trips with other purposes (as a guest, education and visit the cultural and sport events) in October 2014 composed the greatest share of the total number of trips of Bulgarian residents abroad - 41.1%, followed by the trips with holiday and recreation purposes - 33.4%, and with professional purpose - 25.5%. In comparison with October 2013 an increase was registered in the trips with holiday and recreation and with professional purpose - by 60.8% and 5.0% respectively, while these with other purposes decreased by 27.7%.

In October 2014, the trips with other purposes formed 56.8% of all trips to the United Kingdom and 54.0% to Germany. The trips to Italy with professional purpose were 37.5%, as these to Spain and Greece with holiday and recreation purpose were 56.1% and 49.7% respectively of all trips of Bulgarian residents to these countries (Figure 2).

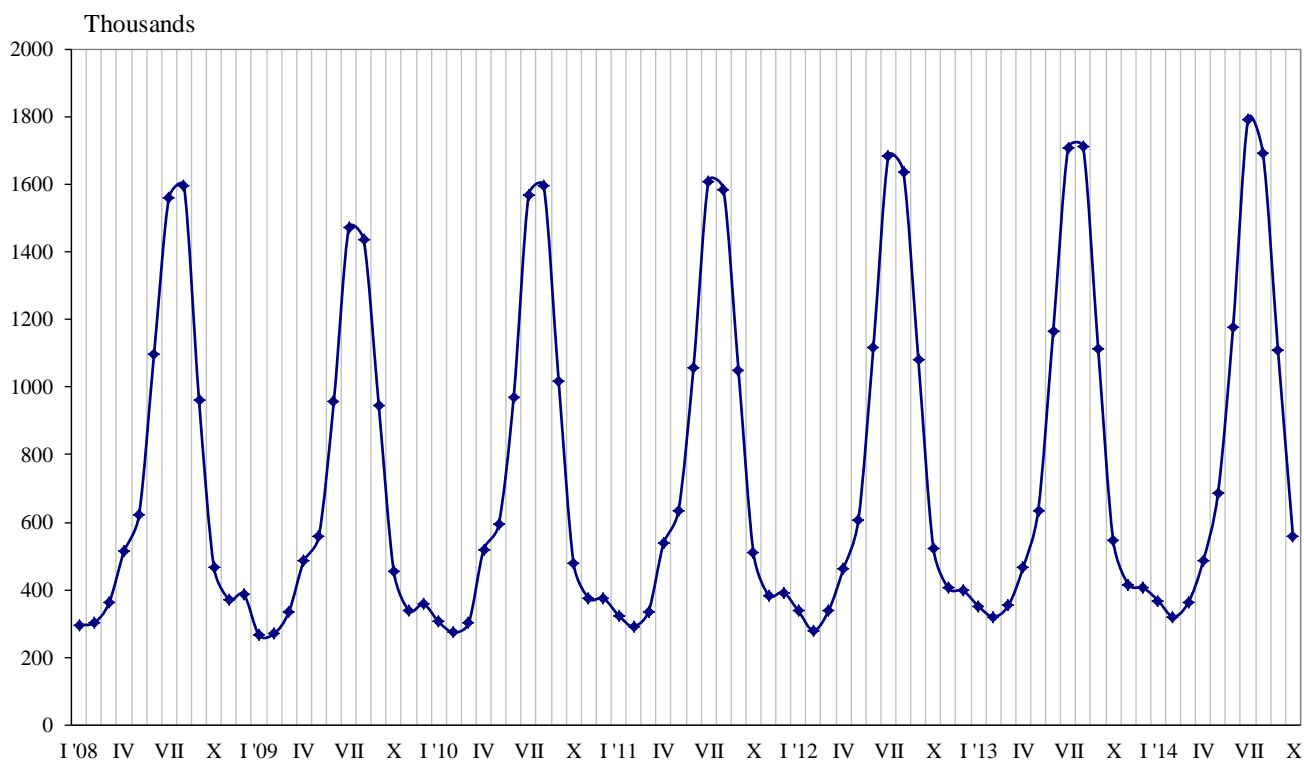
**Figure 2. Structure of the trips of Bulgarian residents abroad by purpose of visit and country of destination in October 2014**





In October 2014, **the number of arrivals of visitors from abroad to Bulgaria** was 557.1 thousands or by 1.9% above the level of October 2013 (Figure 3). An increase was registered in the trips with other purposes - by 30.8% while the trips with holiday and recreation purpose and with professional purpose decreased by 23.3% and 7.8% respectively.

**Figure 3. Arrivals of visitors from abroad to Bulgaria by months**



The share of visits of EU citizens was 54.2% of the total number of foreigners' visits to Bulgaria in October 2014 (Annex, Table 2) or by 0.2% more in comparison with the same month of the previous year. An increase was registered in the visits of the citizens of Italy - by 28.0%, Belgium - by 9.8%, Greece - by 3.2%, Poland - by 2.9%, Germany - by 1.2%, and etc. At the same time decreased the visits from the United Kingdom - by 18.7%, France - by 17.4%, Czech Republic - by 8.2%, Austria - by 2.4%, and etc.

The visits of foreigners in the group 'Other European countries'<sup>1</sup> increased by 0.7% as the highest growth was observed in the visits of citizens of Serbia - by 3.5%.

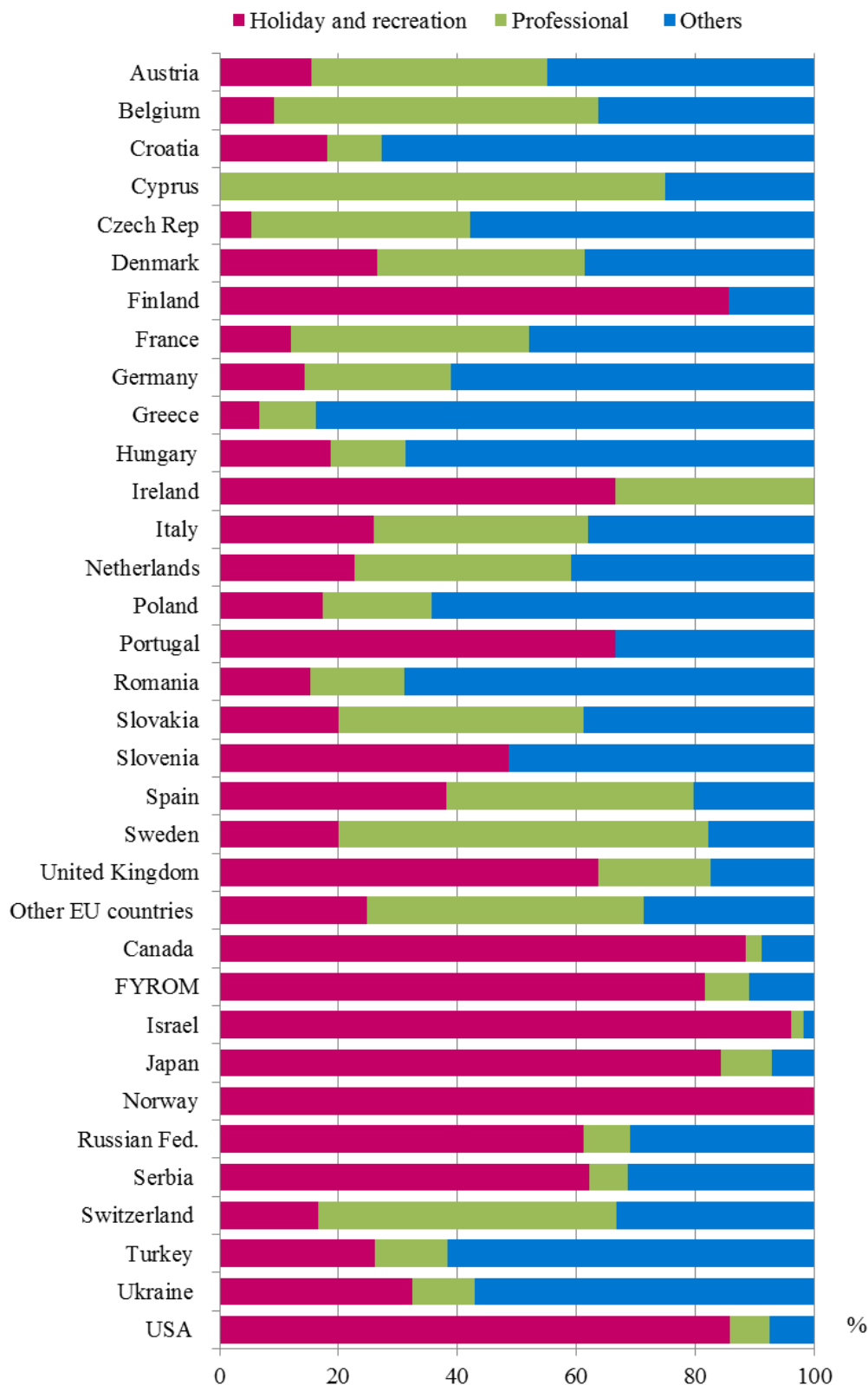
In October 2014, the predominant share of the visits with others purposes (including as guest and passing transit) was - 53.6%, followed by these with holiday and recreation purpose - 31.3% and with professional purpose - 15.1%.

The visits with holiday and recreation purposes formed 81.7% of the arrivals from the Former Yugoslav Republic of Macedonia and 63.6% - from the United Kingdom. The visits with professional purpose were 54.6% of the arrivals from Belgium, as with other purposes were 83.7% of all arrivals from Greece and 69.0% - from Romania (Figure 4).

<sup>1</sup> Group "Other European countries" includes countries in Europe outside EU.



**Figure 4. Structure of the arrivals of visitors to Bulgaria from abroad by purpose of visit and country of origin in October 2014**





## Methodological notes

The definitions recommended by the World Tourist Organization and the Methodological manual for tourism by Eurostat are applied by the National Statistical Institute.

In accordance with these definitions **an international tourist** is any person who travels to a country other than his/her permanent residence for at least 24 hours but no more than one year and whose main purpose is not doing any activity for payment.

**The purposes of visiting** a country are the following:

- Excursion, holiday or entertainment (visits to cultural or historical landmarks, sport events and other);
- Visiting friends and relatives;
- Professional purposes (business trips, participation in conferences, congresses, concluding deals, etc.);
- Other (education, medical treatment, etc.) purposes.

Statistical data on the trips of Bulgarian citizens travelling abroad and visits by foreigners to Bulgaria are obtained on the basis of monthly information received from the Ministry of Interior and sample survey of the National Statistical Institute among Bulgarian and foreign citizens passing through border check points.

Data on the number of the trips of the citizens of the European Union are estimated on the basis of the information obtained from the Ministry of Interior and the airport authorities. Data on the number of citizens from “third countries” are obtained directly from the Ministry of Interior.

Data on the purposes of the trips are obtained on the basis of the NSI’s regular monthly sample survey of passing Bulgarian and foreign citizens through the border check points.



Annex

Table 1

**Trips of Bulgarian residents abroad by purposes of visit  
and country of destination in October 2014**

Country of destination	Total	Purpose of visit		
		Holiday and recreation	Professional	Others
<b>Total</b>	<b>300928</b>	<b>100628</b>	<b>76682</b>	<b>123618</b>
<b>EU</b>	<b>174992</b>	<b>63947</b>	<b>48511</b>	<b>62534</b>
Austria	8543	1349	2698	4496
Belgium	2367	169	846	1352
Croatia	255	51	114	90
Cyprus	895	-	597	298
Czech Republic	4135	998	1141	1996
Denmark	953	-	834	119
Finland	-	-	-	-
France	8183	2588	2946	2649
Germany	15809	2654	4615	8540
Greece	81289	40440	21650	19199
Hungary	1523	609	-	914
Ireland	170	-	170	-
Italy	7954	2460	2983	2511
Malta	234	234	-	-
Netherlands	1860	444	492	924
Poland	2188	608	486	1094
Portugal	419	-	-	419
Romania	20833	6127	4698	10008
Slovakia	1131	-	848	283
Slovenia	852	120	248	484
Spain	6122	3434	747	1941
Sweden	441	-	265	176
United Kingdom	8095	1602	1894	4599
Other EU countries	741	60	239	442
<b>Other European countries</b>	<b>117087</b>	<b>35623</b>	<b>23680</b>	<b>57784</b>
The former Yugoslav Republic of Macedonia	22420	8015	6503	7902
Norway	143	-	-	143
Russian Federation	1816	32	319	1465
Serbia	20887	4676	5844	10367
Switzerland	926	77	463	386
Turkey	70459	22823	10335	37301
Ukraine	436	-	216	220
<b>Other countries</b>	<b>4491</b>	<b>455</b>	<b>1148</b>	<b>2888</b>
Canada	269	-	-	269
Israel	2314	336	671	1307
USA	1908	119	477	1312
<b>Rest of the world</b>	<b>4358</b>	<b>603</b>	<b>3343</b>	<b>412</b>



**Table 2**

**Arrivals of visitors from abroad to Bulgaria  
by purpose of visit and country of origin in October 2014**

Country of origin	Total	Purpose of visit		
		Holiday and recreation	Professional	Others
<b>Total</b>	<b>557065</b>	<b>174298</b>	<b>84147</b>	<b>298620</b>
<b>EU</b>	<b>301937</b>	<b>47488</b>	<b>58739</b>	<b>195710</b>
Austria	9593	1476	3812	4305
Belgium	4744	431	2588	1725
Croatia	3550	645	323	2582
Cyprus	520	-	390	130
Czech Republic	5484	289	2020	3175
Denmark	1672	443	583	646
Finland	778	667	-	111
France	6482	778	2593	3111
Germany	30245	4321	7432	18492
Greece	85839	5750	8214	71875
Hungary	3065	575	383	2107
Ireland	255	170	85	-
Italy	14353	3712	5197	5444
Malta	-	-	-	-
Netherlands	4110	934	1495	1681
Poland	11621	2021	2127	7473
Portugal	558	372	-	186
Romania	98391	14946	15596	67849
Slovakia	3205	641	1324	1240
Slovenia	1025	498	-	527
Spain	3560	1360	1478	722
Sweden	1071	214	667	190
United Kingdom	11109	7069	2104	1936
Other EU countries	707	176	328	203
<b>Other European countries</b>	<b>195420</b>	<b>92673</b>	<b>20324</b>	<b>82423</b>
The former Yugoslav Republic of Macedonia	42069	34371	3128	4570
Norway	1018	1018	-	-
Russian Federation	12535	7679	986	3870
Serbia	34900	21691	2308	10901
Switzerland	3497	583	1749	1165
Turkey	87418	22788	10686	53944
Ukraine	13983	4543	1467	7973
<b>Other countries</b>	<b>21151</b>	<b>19223</b>	<b>886</b>	<b>1042</b>
Canada	1904	1687	48	169
Israel	9906	9525	206	175
Japan	1026	865	88	73
USA	8315	7146	544	625
<b>Rest of the world</b>	<b>38557</b>	<b>14914</b>	<b>4198</b>	<b>19445</b>