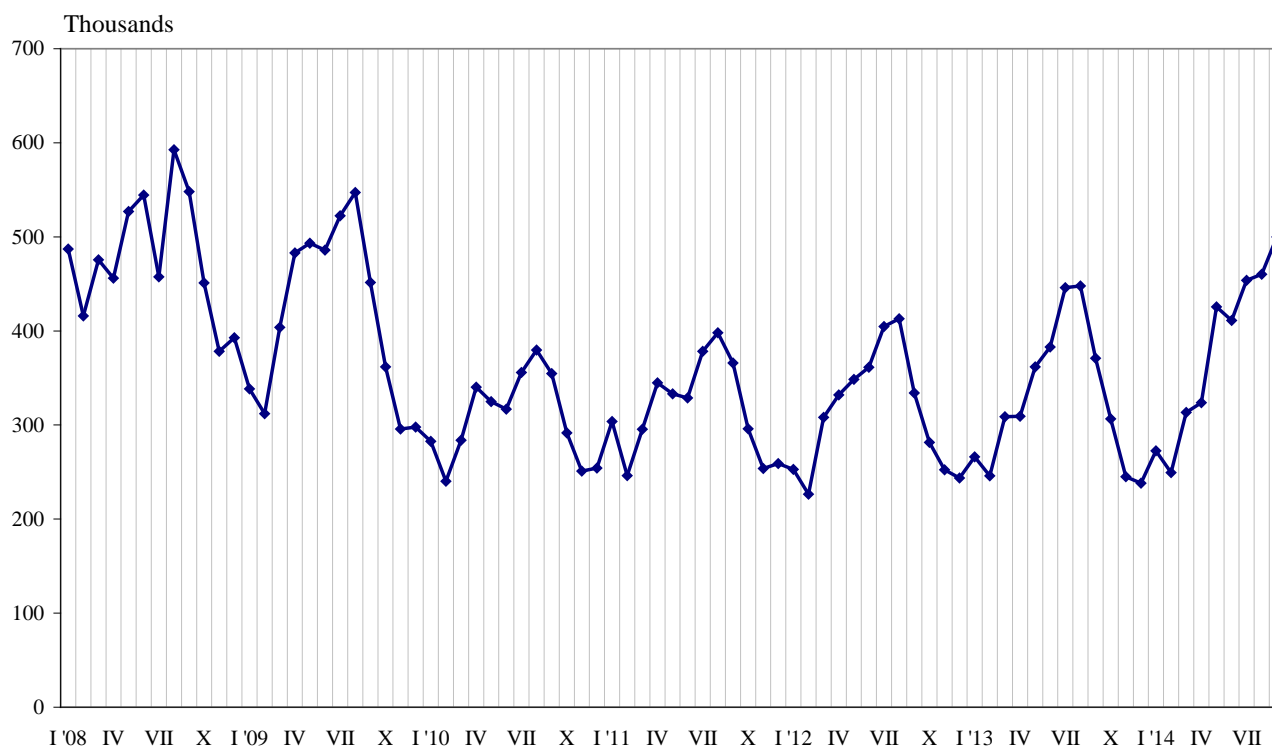




## TRIPS OF BULGARIAN RESIDENTS ABROAD AND ARRIVALS OF VISITORS FROM ABROAD TO BULGARIA IN SEPTEMBER 2014

In September 2014, **the number of the trips of Bulgarian residents abroad** was 407.0 thousand or by 9.7% above the registered in September 2013 (Figure 1). In comparison with the same month of the previous year an increase was observed in the total number of the trips of Bulgarians to: Greece - by 19.6%, Turkey - by 17.7%, Italy - by 17.1%, Germany - by 13.6%, Spain - by 13.2%, the United Kingdom - by 12.1%, Serbia - by 7.8%, the Former Yugoslav Republic of Macedonia (FYROM) - by 7.7% and etc. At the same time a decrease was observed in the total number of the trips of Bulgarians to: Czech Republic - by 16.8%, Romania - by 11.5%, Russian Federation - by 5.6%, and etc. (Annex, Table 1).

**Figure 1. Trips of Bulgarian residents abroad by months**

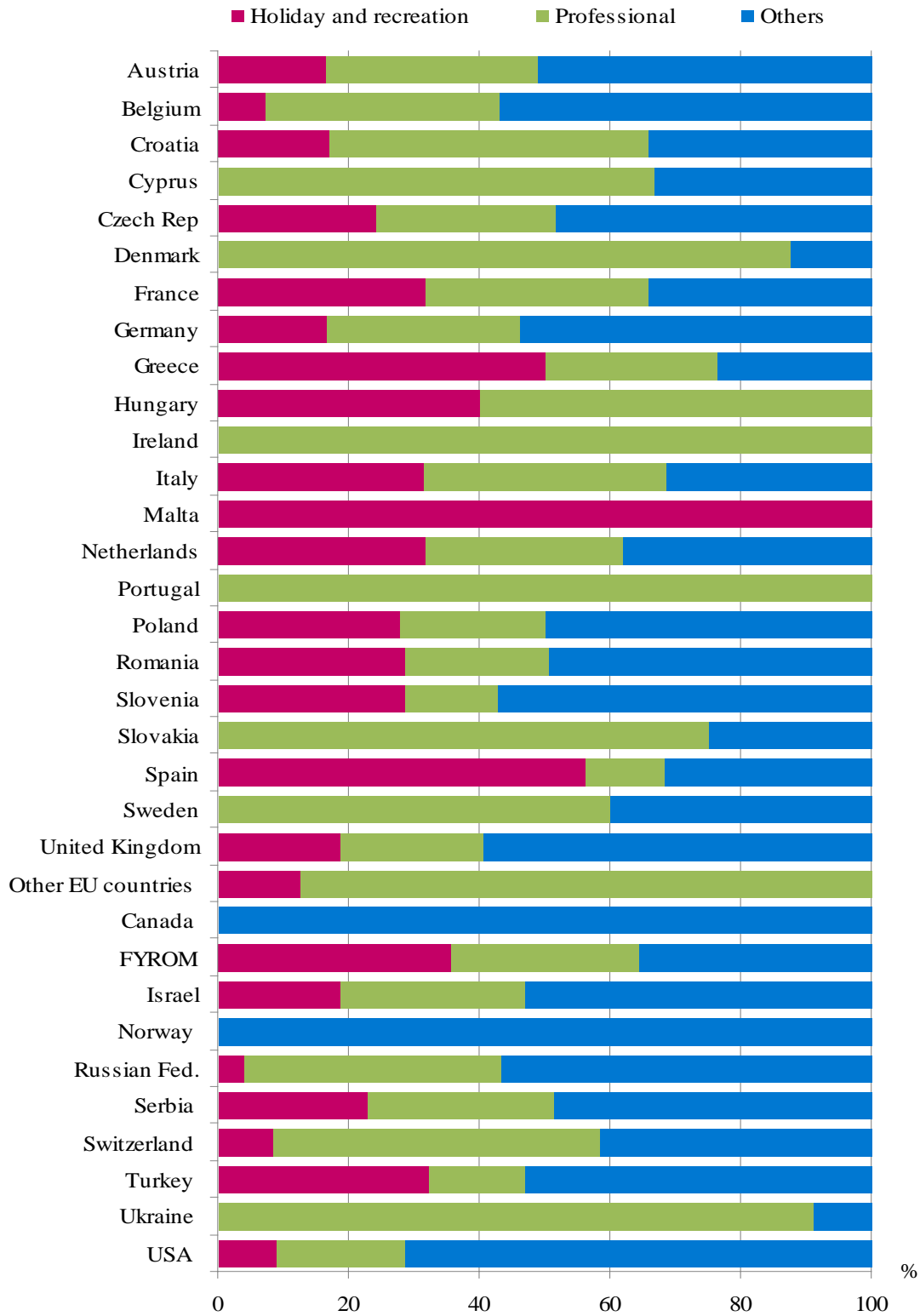


The trips with other purposes (as a guest, education and visit the cultural and sport events) in September 2014 composed the greatest share of the total number of trips of Bulgarian residents abroad - 41.6%, followed by the trips with holiday and recreation purposes - 33.7%, and with professional purpose - 24.7%. In comparison with September 2013 an increase was registered in the trips with professional and holiday and recreation purpose - by 41.5% and 30.2% respectively, while these with other purposes decreased by 13.0%.

In September 2014, the trips with other purposes formed 59.3% of all trips to the United Kingdom and 56.8% to Russian Federation. The trips to Italy with professional purpose were 37.5%, as these to Spain and Greece with holiday and recreation purpose were 56.1% and 49.9% respectively of all trips of Bulgarian residents to these countries (Figure 2).



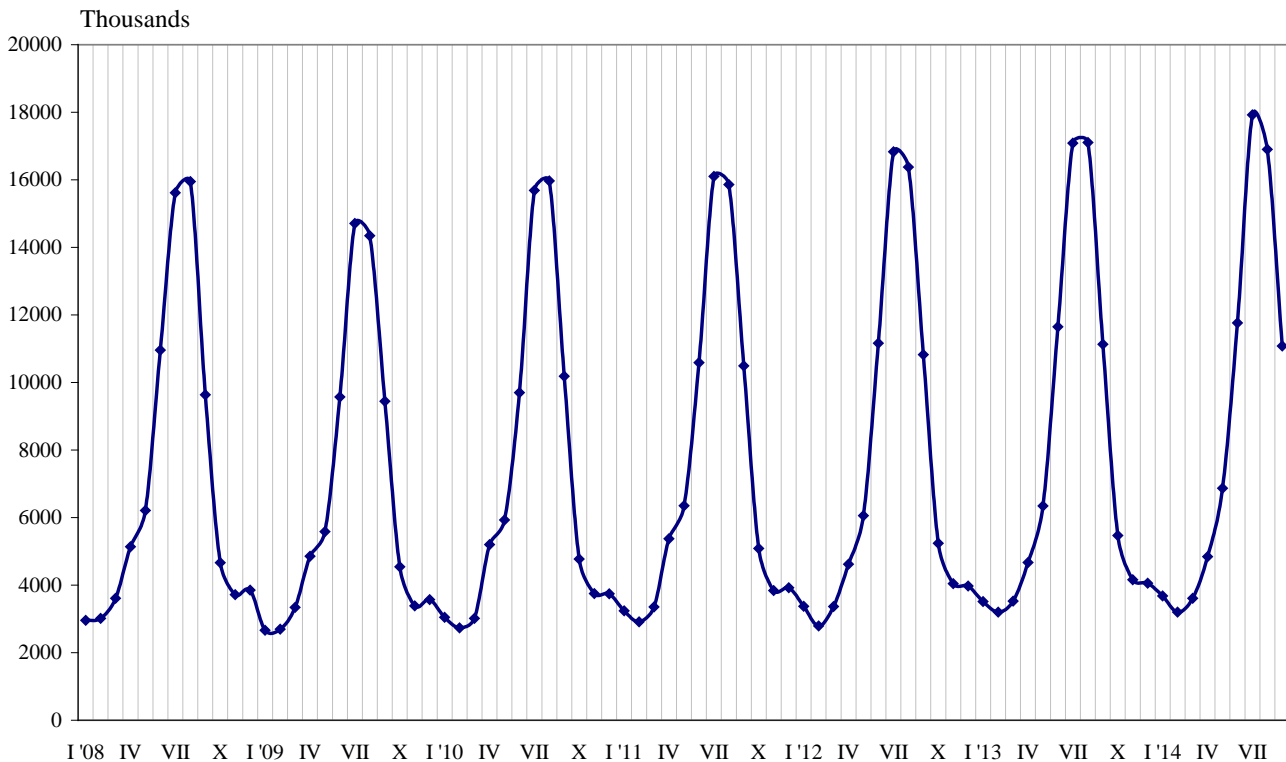
**Figure 2. Structure of the trips of Bulgarian residents abroad by purpose of visit and country of destination in September 2014**





In September 2014, the number of arrivals of visitors from abroad to Bulgaria was 1 108.0 thousands or by 0.5% under the level of September 2013 (Figure 3). A decrease was registered in the trips with holiday and recreation purpose - by 8.8% while the trips with professional purpose and other purposes increased by 23.9% and 2.9% respectively.

**Figure 3. Arrivals of visitors from abroad to Bulgaria by months**



The share of visits of EU citizens was 64.0% of the total number of foreigners' visits to Bulgaria in September 2014 (Annex, Table 2) as in comparison with the same month of the previous year they decreased by 2.4%. A decrease was registered in the visits of the citizens of Romania - by 21.3%, Hungary - by 15.4%, Greece - by 4.8%, and etc. At the same time increased the visits from Czech Republic - by 11.6%, Germany - by 10.9%, Spain - by 10.0%, the United Kingdom - by 8.3%, France - by 6.2%, the Netherlands - 5.3% and etc.

The visits of foreigners in the group "Other European countries"<sup>1</sup> decreased by 1.6% as the highest decrease was observed in the visits of citizens of Ukraine and Russian Federation - by 23.2% and 21.5% respectively.

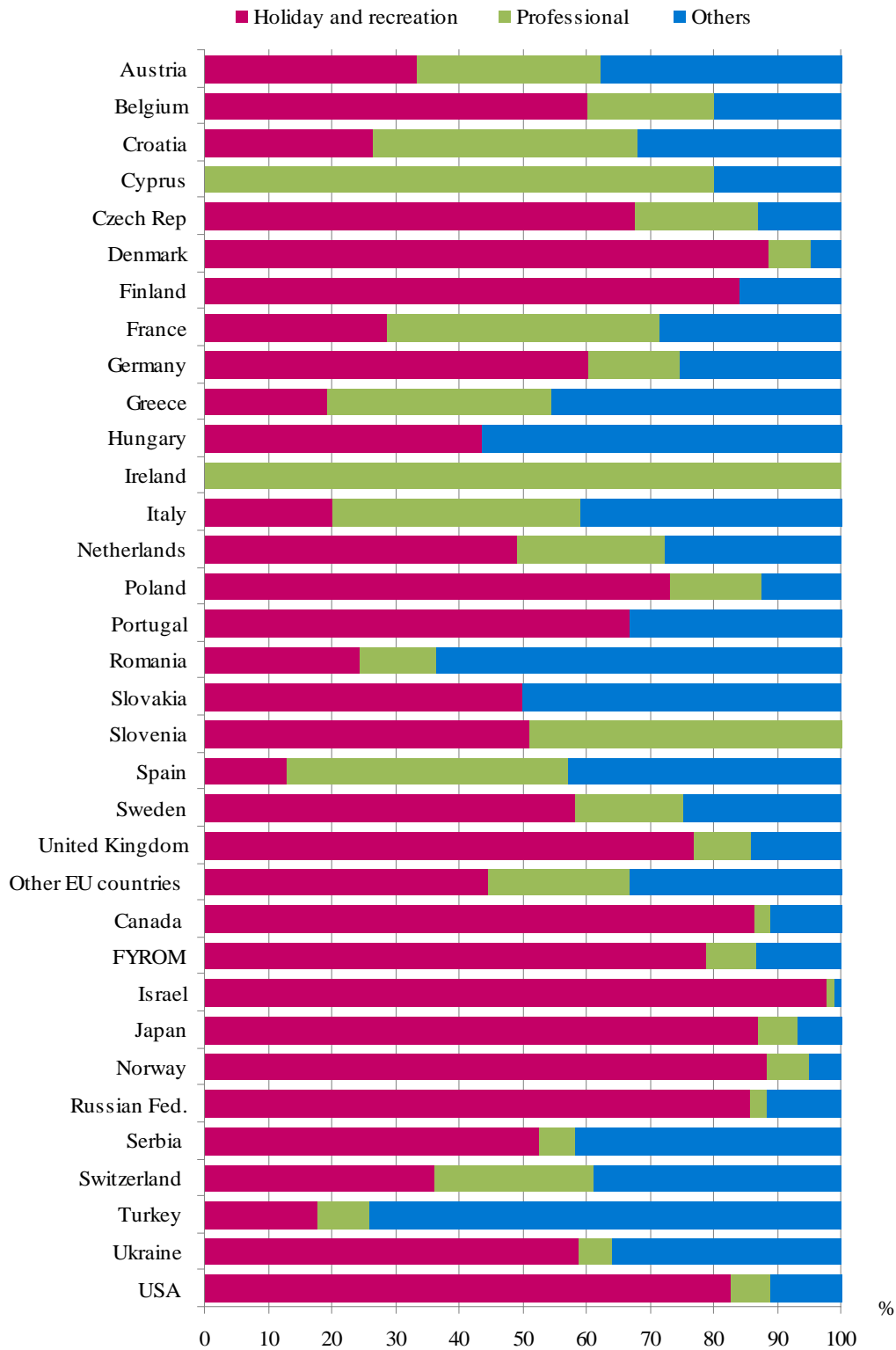
In September 2014, the predominant share of the visits with holiday and recreation purpose was - 46.7%, followed by these with others purposes (including as guest and passing transit) - 37.9% and with professional purpose - 15.4%.

The visits with holiday and recreation purposes formed 85.5% of the arrivals from Russian Federation, 78.8% - from the Former Yugoslav Republic of Macedonia, 76.8% - from the United Kingdom. The visits with professional purpose were 44.5% of the arrivals from Spain, as with other purposes were 74.1% of all arrivals from Turkey and 63.8% - from Romania (Figure 4).

<sup>1</sup> Group "Other European countries" includes countries in Europe outside EU.



**Figure 4. Structure of the arrivals of visitors to Bulgaria from abroad by purpose of visit and country of origin in September 2014**





## Methodological notes

The definitions recommended by the World Tourist Organization and the Methodological manual for tourism by Eurostat are applied by the National Statistical Institute.

In accordance with these definitions **an international tourist** is any person who travels to a country other than his/her permanent residence for at least 24 hours but no more than one year and whose main purpose is not doing any activity for payment.

**The purposes of visiting** a country are the following:

- Excursion, holiday or entertainment (visits to cultural or historical landmarks, sport events and other);
- Visiting friends and relatives;
- Professional purposes (business trips, participation in conferences, congresses, concluding deals, etc.);
- Other (education, medical treatment, etc.) purposes.

Statistical data on the trips of Bulgarian citizens travelling abroad and visits by foreigners to Bulgaria are obtained on the basis of monthly information received from the Ministry of Interior and sample survey of the National Statistical Institute among Bulgarian and foreign citizens passing through border check points.

Data on the number of the trips of the citizens of the European Union are estimated on the basis of the information obtained from the Ministry of Interior and the airport authorities. Data on the number of citizens from “third countries” are obtained directly from the Ministry of Interior.

Data on the purposes of the trips are obtained on the basis of the NSI’s regular monthly sample survey of passing Bulgarian and foreign citizens through the border check points.



Annex

Table 1

**Trips of Bulgarian residents abroad by purposes of visit  
and country of destination in September 2014**

Country of destination	Total	Purpose of visit		
		Holiday and recreation	Professional	Others
				(Number)
<b>Total</b>	<b>407013</b>	<b>137162</b>	<b>100720</b>	<b>169131</b>
<b>EU</b>	<b>227710</b>	<b>83330</b>	<b>62667</b>	<b>81713</b>
Austria	9200	1498	2997	4705
Belgium	1631	117	584	930
Croatia	283	48	138	97
Cyprus	1050	-	700	350
Czech Republic	3724	899	1027	1798
Denmark	1143	-	1000	143
Finland	-	-	-	-
France	7857	2481	2708	2668
Germany	23673	3974	6911	12788
Greece	102194	50991	27138	24065
Hungary	1677	671	1006	-
Ireland	194	-	194	-
Italy	7289	2278	2733	2278
Malta	270	270	-	-
Netherlands	1607	508	489	610
Poland	3059	849	680	1530
Portugal	381	-	381	-
Romania	40843	11676	8952	20215
Slovakia	1137	-	853	284
Slovenia	814	233	116	465
Spain	8855	4967	1080	2808
Sweden	619	-	371	248
United Kingdom	9660	1801	2128	5731
Other EU countries	550	69	481	-
<b>Other European countries</b>	<b>169262</b>	<b>52370</b>	<b>34105</b>	<b>82787</b>
The former Yugoslav Republic of Macedonia	36101	12810	10461	12830
Norway	120	-	-	120
Russian Federation	5114	201	2010	2903
Serbia	16180	3698	4623	7859
Switzerland	1025	85	512	428
Turkey	110295	35576	16110	58609
Ukraine	427	-	389	38
<b>Other countries</b>	<b>6401</b>	<b>851</b>	<b>1468</b>	<b>4082</b>
Canada	309	-	-	309
Israel	3143	587	885	1671
USA	2949	264	583	2102
<b>Rest of the world</b>	<b>3640</b>	<b>611</b>	<b>2480</b>	<b>549</b>



Table 2

Arrivals of visitors from abroad to Bulgaria  
by purpose of visit and country of origin in September 2014

Country of origin	Total	Purpose of visit		
		Holiday and recreation	Professional	Others
				(Number)
<b>Total</b>	<b>1107992</b>	<b>516870</b>	<b>170591</b>	<b>420531</b>
<b>EU</b>	<b>709348</b>	<b>307992</b>	<b>144265</b>	<b>257091</b>
Austria	34965	11655	10066	13244
Belgium	15262	9167	3042	3053
Croatia	1905	505	790	610
Cyprus	3016	-	2413	603
Czech Republic	30783	20745	6023	4015
Denmark	7195	6375	470	350
Finland	2898	2434	-	464
France	32051	9187	13736	9128
Germany	159037	95852	22737	40448
Greece	105589	20289	37196	48104
Hungary	16390	7103	-	9287
Ireland	447	-	447	-
Italy	18715	3742	7287	7686
Malta	-	-	-	-
Netherlands	18292	8952	4281	5059
Poland	49844	36483	7133	6228
Portugal	861	574	-	287
Romania	141861	34533	16799	90529
Slovakia	9615	4786	-	4829
Slovenia	2298	1169	1129	-
Spain	12465	1584	5545	5336
Sweden	4821	2806	825	1190
United Kingdom	36494	28026	3336	5132
Other EU countries	4544	2025	1010	1509
<b>Other European countries</b>	<b>299393</b>	<b>144130</b>	<b>20779</b>	<b>134484</b>
The former Yugoslav Republic of Macedonia	38419	30260	3066	5093
Norway	7541	6656	493	392
Russian Federation	49572	42378	1316	5878
Serbia	43315	22801	2352	18162
Switzerland	6517	2344	1631	2542
Turkey	123307	21650	10298	91359
Ukraine	30722	18041	1623	11058
<b>Other countries</b>	<b>30459</b>	<b>27824</b>	<b>958</b>	<b>1677</b>
Canada	2999	2594	67	338
Israel	16207	15839	198	170
Japan	1882	1634	117	131
USA	9371	7757	576	1038
<b>Rest of the world</b>	<b>68792</b>	<b>36924</b>	<b>4589</b>	<b>27279</b>