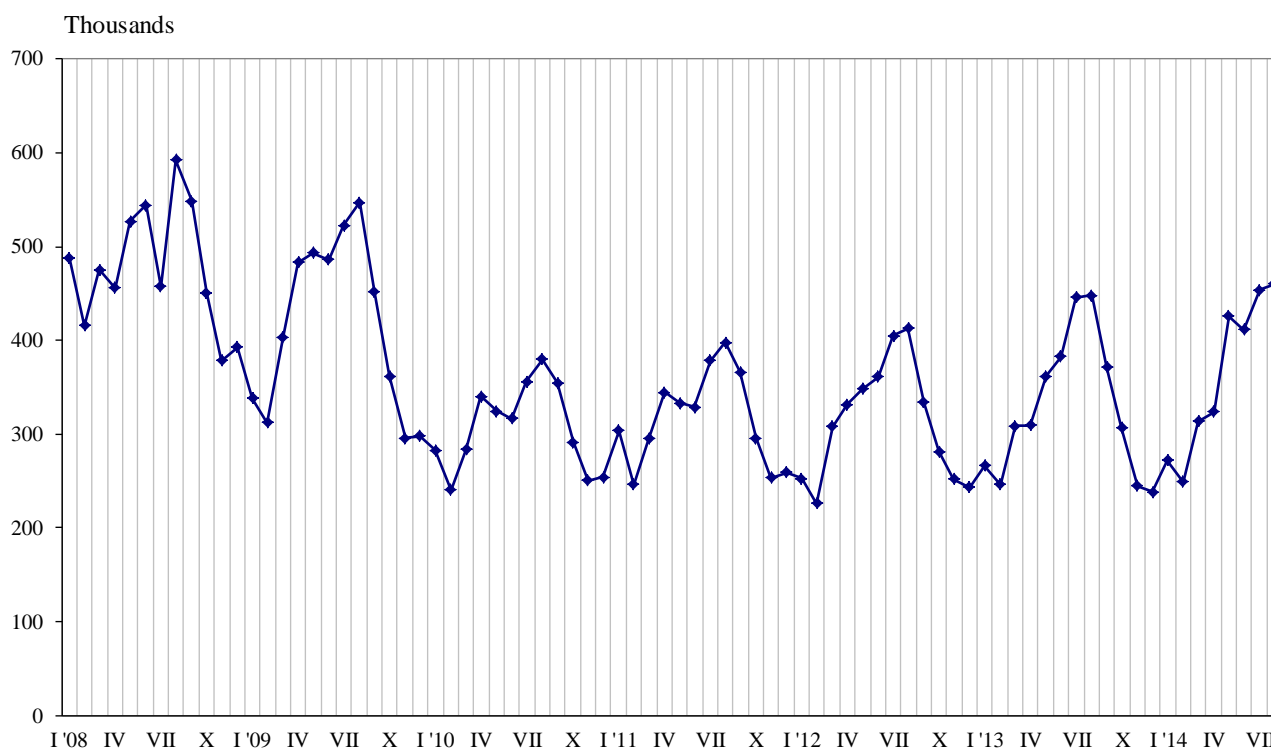




## TRIPS OF BULGARIAN RESIDENTS ABROAD AND ARRIVALS OF VISITORS FROM ABROAD TO BULGARIA IN AUGUST 2014

In August 2014, **the number of the trips of Bulgarian residents abroad** was 460.2 thousand or by 2.8% above the registered in August 2013 (Figure 1). In comparison with the same month of the previous year an increase was observed in the total number of the trips of Bulgarians to: Czech Republic - by 40.6%, Austria - by 31.5%, the Former Yugoslav Republic of Macedonia (FYROM) - by 26.1%, Spain - by 17.3%, Romania - by 13.4%, Serbia - by 12.8%, the United Kingdom - by 2.5%, Greece - 2.5%, and etc. At the same time a decrease was observed in the total number of the trips of Bulgarians to: Russian Federation - by 26.5%, Italy - by 16.3%, Turkey - by 7.6%, Germany - by 6.1%, France - by 3.1%, and etc. (Annex, Table 1).

**Figure 1. Trips of Bulgarian residents abroad by months**

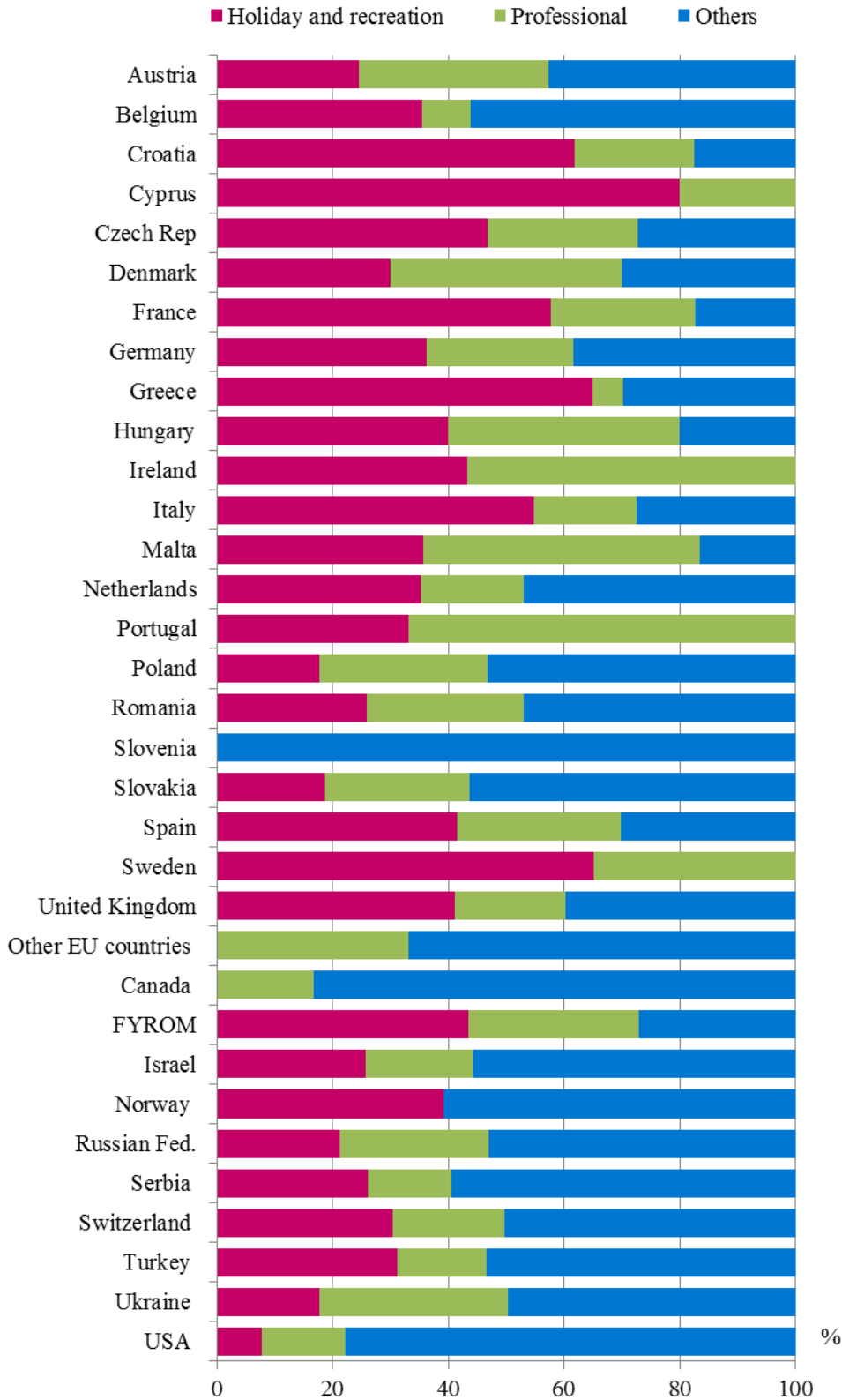


The trips with holiday and recreation purposes in August 2014 composed the greatest share of the total number of trips of Bulgarian residents abroad - 41.2%, followed by the trips with other purposes (as a guest, education and visit the cultural and sport events) - 40.2%, and with professional purpose - 18.6%. In comparison with August 2013 an increase was registered in the trips with holiday and recreation purpose - by 17.7%, while these with other and professional purposes decreased by 6.8% and 3.1% respectively.

In August 2014, the trips with other purposes formed 59.5% of all trips to Serbia, and 53.4% to Turkey. The trips to Austria with professional purpose were 32.8%, as these to Greece and Italy with holiday and recreation purpose were 64.9% and 54.8% respectively of all trips of Bulgarian residents to these countries (Figure 2).



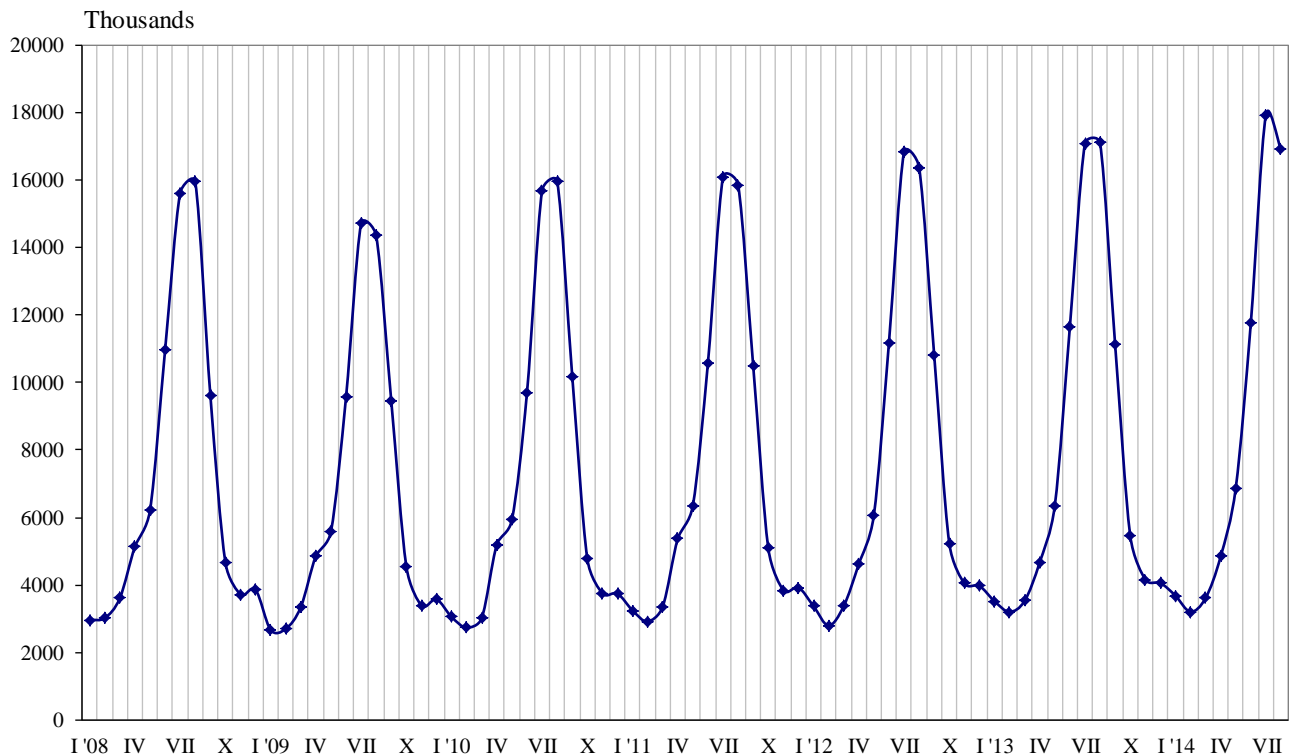
**Figure 2. Structure of the trips of Bulgarian residents abroad by purpose of visit and country of destination in August 2014**





In August 2014, the number of arrivals of visitors from abroad to Bulgaria was 1 690.2 thousands or by 1.2% under the level of August 2013 (Figure 3). A decrease was registered in the trips with holiday and recreation purpose - by 14.6% while the trips with professional purpose and with other purposes increased by 50.4% and 17.6% respectively.

**Figure 3. Arrivals of visitors from abroad to Bulgaria by months**



The share of visits of EU citizens was 59.7% of the total number of foreigners' visits to Bulgaria in August 2014 (Annex, Table 2) as in comparison with the same month of the previous year they decreased by 4.4%. A decrease was registered in the visits of the citizens of Denmark - by 22.0%, the Netherlands - by 18.8%, Romania - by 16.7%, Hungary - 13.2%, Germany - by 5.2%, the United Kingdom - by 4.3%, Belgium - by 3.8%, France - by 2.7%, and etc. At the same time increased the visits from Italy - by 16.1%, Czech Republic - by 12.4%, Greece - by 7.7%, Austria - by 5.7%, Slovakia - by 3.9%, and etc.

The visits of foreigners in the group "Other European countries"<sup>1</sup> decreased by 0.5% as the highest decrease was observed in the visits of citizens of Ukraine and Russian Federation - by 14.4% and 8.8% respectively.

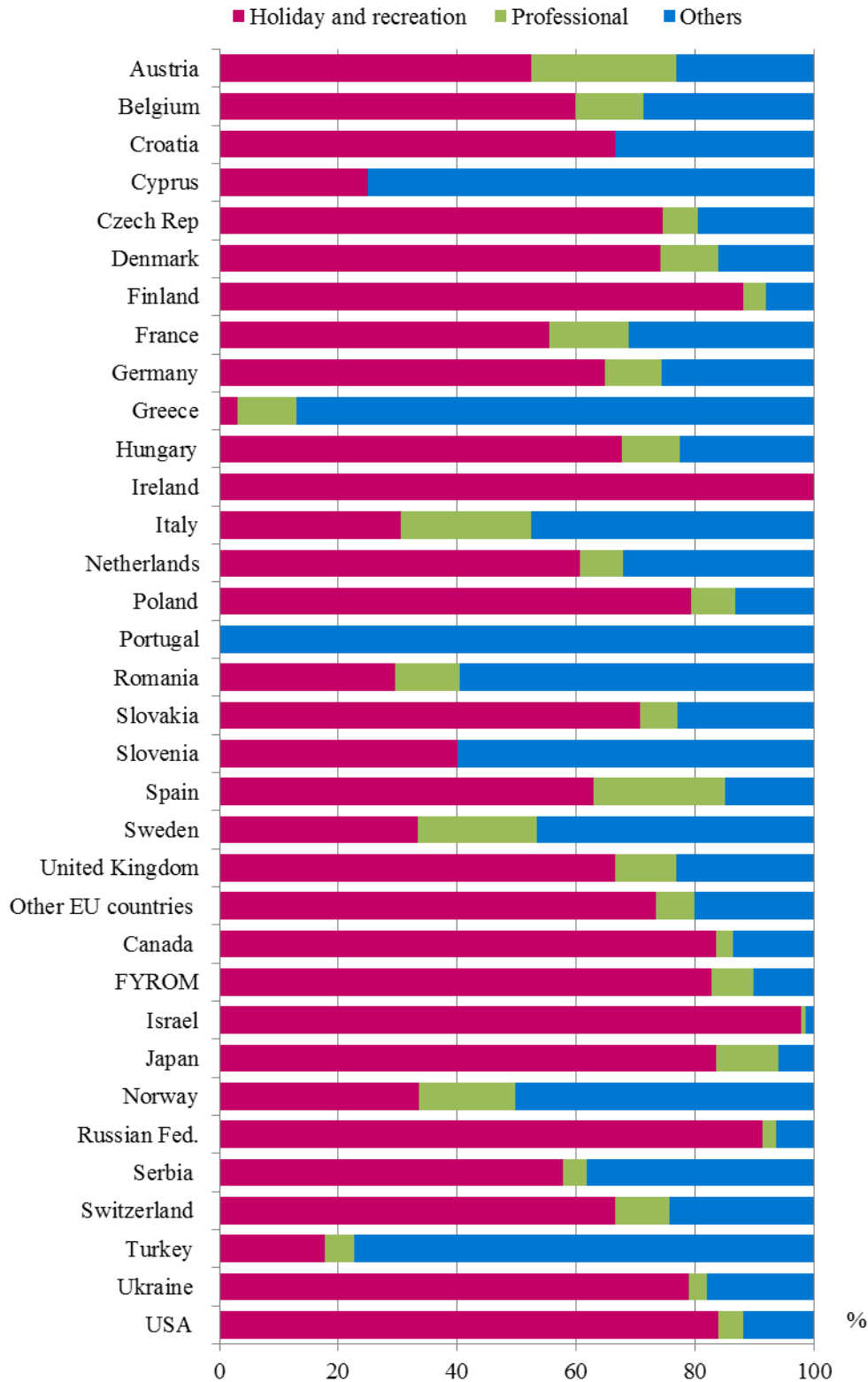
In August 2014, the predominant share of the visits with holiday and recreation purpose was - 55.0%, followed by these with others purposes (including as guest and passing transit) - 37.1% and with professional purpose - 7.9%.

The visits with holiday and recreation purposes formed 91.4% of the arrivals from Russian Federation, 82.8% - from the Former Yugoslav Republic of Macedonia, 79.4% - from Poland and 78.9% - from Ukraine, as with other purposes were 87.1% of all arrivals from Greece and 77.2% - from Turkey (Figure 4).

<sup>1</sup> Group "Other European countries" includes countries in Europe outside EU.



**Figure 4. Structure of the arrivals of visitors to Bulgaria from abroad by purpose of visit and country of origin in August 2014**





## Methodological notes

The definitions recommended by the World Tourist Organization and the Methodological manual for tourism by Eurostat are applied by the National Statistical Institute.

In accordance with these definitions **an international tourist** is any person who travels to a country other than his/her permanent residence for at least 24 hours but no more than one year and whose main purpose is not doing any activity for payment.

**The purposes of visiting** a country are the following:

- Excursion, holiday or entertainment (visits to cultural or historical landmarks, sport events and other);
- Visiting friends and relatives;
- Professional purposes (business trips, participation in conferences, congresses, concluding deals, etc.);
- Other (education, medical treatment, etc.) purposes.

Statistical data on the trips of Bulgarian citizens travelling abroad and visits by foreigners to Bulgaria are obtained on the basis of monthly information received from the Ministry of Interior and sample survey of the National Statistical Institute among Bulgarian and foreign citizens passing through border check points.

Data on the number of the trips of the citizens of the European Union are estimated on the basis of the information obtained from the Ministry of Interior and the airport authorities. Data on the number of citizens from “third countries” are obtained directly from the Ministry of Interior.

Data on the purposes of the trips are obtained on the basis of the NSI’s regular monthly sample survey of passing Bulgarian and foreign citizens through the border check points.



Annex

Table 1

**Trips of Bulgarian residents abroad by purposes of visit  
and country of destination in August 2014**

| Country of destination                    | Total         | Purpose of visit       |              |               |
|---|---------------|------------------------|--------------|---------------|
|   |               | Holiday and recreation | Professional | Others        |
|   |               |                        |              | (Number)      |
| <b>Total</b>                              | <b>460193</b> | <b>189796</b>          | <b>85391</b> | <b>185006</b> |
| <b>EU</b>                                 | <b>270019</b> | <b>130448</b>          | <b>47084</b> | <b>92487</b>  |
| Austria                                   | 16244         | 3995                   | 5326         | 6923          |
| Belgium                                   | 4460          | 1584                   | 370          | 2506          |
| Croatia                                   | 1567          | 968                    | 323          | 276           |
| Cyprus                                    | 175           | 140                    | 35           | -             |
| Czech Republic                            | 7783          | 3637                   | 2024         | 2122          |
| Denmark                                   | 2399          | 719                    | 959          | 721           |
| Finland                                   | -             | -                      | -            | -             |
| France                                    | 11685         | 6742                   | 2921         | 2022          |
| Germany                                   | 23019         | 8340                   | 5838         | 8841          |
| Greece                                    | 110071        | 71450                  | 5793         | 32828         |
| Hungary                                   | 3390          | 1356                   | 1356         | 678           |
| Ireland                                   | 282           | 122                    | 160          | -             |
| Italy                                     | 15022         | 8230                   | 2675         | 4117          |
| Malta                                     | 632           | 226                    | 301          | 105           |
| Netherlands                               | 2584          | 912                    | 456          | 1216          |
| Poland                                    | 2650          | 470                    | 770          | 1410          |
| Portugal                                  | 968           | 320                    | 648          | -             |
| Romania                                   | 35470         | 9180                   | 9598         | 16692         |
| Slovakia                                  | 2049          | 384                    | 512          | 1153          |
| Slovenia                                  | 903           | -                      | -            | 903           |
| Spain                                     | 14710         | 6106                   | 4163         | 4441          |
| Sweden                                    | 529           | 344                    | 185          | -             |
| United Kingdom                            | 12684         | 5223                   | 2425         | 5036          |
| Other EU countries                        | 743           | -                      | 246          | 497           |
| <b>Other European countries</b>           | <b>177373</b> | <b>56639</b>           | <b>33284</b> | <b>87450</b>  |
| The former Yugoslav Republic of Macedonia | 38250         | 16643                  | 11219        | 10388         |
| Norway                                    | 973           | 381                    | -            | 592           |
| Russian Federation                        | 7252          | 1542                   | 1872         | 3838          |
| Serbia                                    | 47158         | 12351                  | 6737         | 28070         |
| Switzerland                               | 1897          | 578                    | 364          | 955           |
| Turkey                                    | 78662         | 24580                  | 12058        | 42024         |
| Ukraine                                   | 3181          | 564                    | 1034         | 1583          |
| <b>Other countries</b>                    | <b>5044</b>   | <b>800</b>             | <b>855</b>   | <b>3389</b>   |
| Canada                                    | 852           | -                      | 142          | 710           |
| Israel                                    | 2635          | 678                    | 489          | 1468          |
| USA                                       | 1557          | 122                    | 224          | 1211          |
| <b>Rest of the world</b>                  | <b>7757</b>   | <b>1909</b>            | <b>4168</b>  | <b>1680</b>   |



Table 2

**Arrivals of visitors from abroad to Bulgaria  
by purpose of visit and country of origin in August 2014**

(Number)

| Country of origin                         | Total          | Purpose of visit       |               |               |
|---|----------------|------------------------|---------------|---------------|
|   |                | Holiday and recreation | Professional  | Others        |
| <b>Total</b>                              | <b>1690236</b> | <b>930012</b>          | <b>132988</b> | <b>627236</b> |
| <b>EU</b>                                 | <b>1009171</b> | <b>503937</b>          | <b>105192</b> | <b>400042</b> |
| Austria                                   | 46985          | 24638                  | 11460         | 10887         |
| Belgium                                   | 24803          | 14882                  | 2835          | 7086          |
| Croatia                                   | 3135           | 2090                   | -             | 1045          |
| Cyprus                                    | 3561           | 890                    | -             | 2671          |
| Czech Republic                            | 69812          | 52045                  | 4197          | 13570         |
| Denmark                                   | 12533          | 9299                   | 1213          | 2021          |
| Finland                                   | 7247           | 6394                   | 265           | 588           |
| France                                    | 41291          | 22939                  | 5505          | 12847         |
| Germany                                   | 202182         | 131146                 | 19125         | 51911         |
| Greece                                    | 145154         | 4399                   | 14295         | 126460        |
| Hungary                                   | 25277          | 17123                  | 2446          | 5708          |
| Ireland                                   | 4713           | 4713                   | -             | -             |
| Italy                                     | 22073          | 6734                   | 4864          | 10475         |
| Malta                                     | -              | -                      | -             | -             |
| Netherlands                               | 36144          | 21945                  | 2582          | 11617         |
| Poland                                    | 85549          | 67905                  | 6433          | 11211         |
| Portugal                                  | 1678           | -                      | -             | 1678          |
| Romania                                   | 176538         | 52154                  | 19406         | 104978        |
| Slovakia                                  | 24654          | 17463                  | 1541          | 5650          |
| Slovenia                                  | 3598           | 1439                   | -             | 2159          |
| Spain                                     | 9700           | 6107                   | 2156          | 1437          |
| Sweden                                    | 7890           | 2630                   | 1578          | 3682          |
| United Kingdom                            | 46361          | 30908                  | 4755          | 10698         |
| Other EU countries                        | 8293           | 6094                   | 536           | 1663          |
| <b>Other European countries</b>           | <b>510637</b>  | <b>296835</b>          | <b>21128</b>  | <b>192674</b> |
| The former Yugoslav Republic of Macedonia | 43808          | 36279                  | 3073          | 4456          |
| Norway                                    | 5198           | 1741                   | 845           | 2612          |
| Russian Federation                        | 144992         | 132564                 | 3193          | 9235          |
| Serbia                                    | 57167          | 33043                  | 2274          | 21850         |
| Switzerland                               | 3696           | 2464                   | 336           | 896           |
| Turkey                                    | 181762         | 32326                  | 9037          | 140399        |
| Ukraine                                   | 74014          | 58418                  | 2370          | 13226         |
| <b>Other countries</b>                    | <b>39956</b>   | <b>37031</b>           | <b>868</b>    | <b>2057</b>   |
| Canada                                    | 2982           | 2494                   | 81            | 407           |
| Israel                                    | 25103          | 24571                  | 210           | 322           |
| Japan                                     | 1352           | 1131                   | 142           | 79            |
| USA                                       | 10519          | 8835                   | 435           | 1249          |
| <b>Rest of the world</b>                  | <b>130472</b>  | <b>92209</b>           | <b>5800</b>   | <b>32463</b>  |