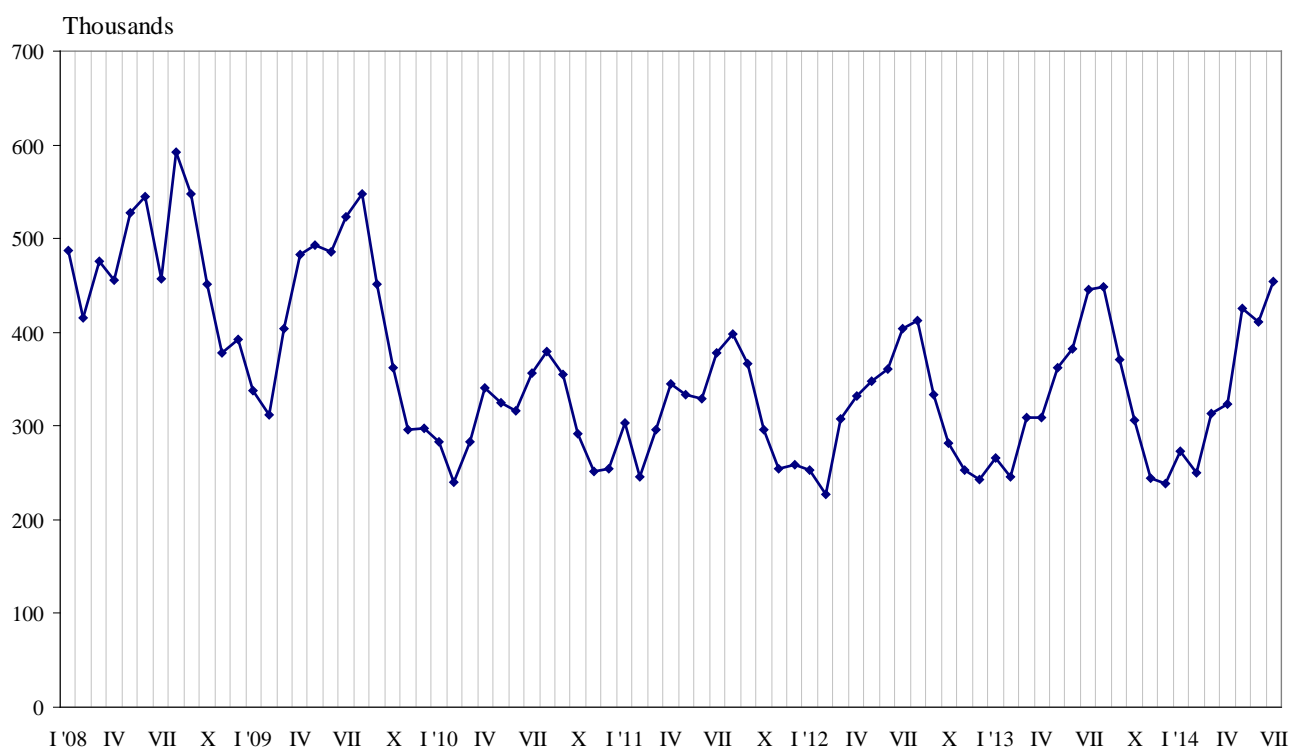




TRIPS OF BULGARIAN RESIDENTS ABROAD AND ARRIVALS OF VISITORS FROM ABROAD TO BULGARIA IN JULY 2014

In July 2014, **the number of the trips of Bulgarian residents abroad** was 453.8 thousand or by 1.8% above the registered in July 2013 (Figure 1). In comparison with the same month of the previous year an increase was observed in the total number of the trips of Bulgarians to: the United Kingdom - by 67.7%, Germany - by 36.9%, Czech Republic - by 16.3%, Austria - by 15.3%, Russian Federation - by 15.2%, Turkey - by 7.1%, and etc. At the same time a decrease was observed in the total number of the trips of Bulgarians to: Italy - by 24.0%, France - by 24.0%, Greece - 14.9%, Spain - by 10.5%, the Former Yugoslav Republic of Macedonia (FYROM) - by 7.9%, and etc. (Annex, Table 1).

Figure 1. Trips of Bulgarian residents abroad by months

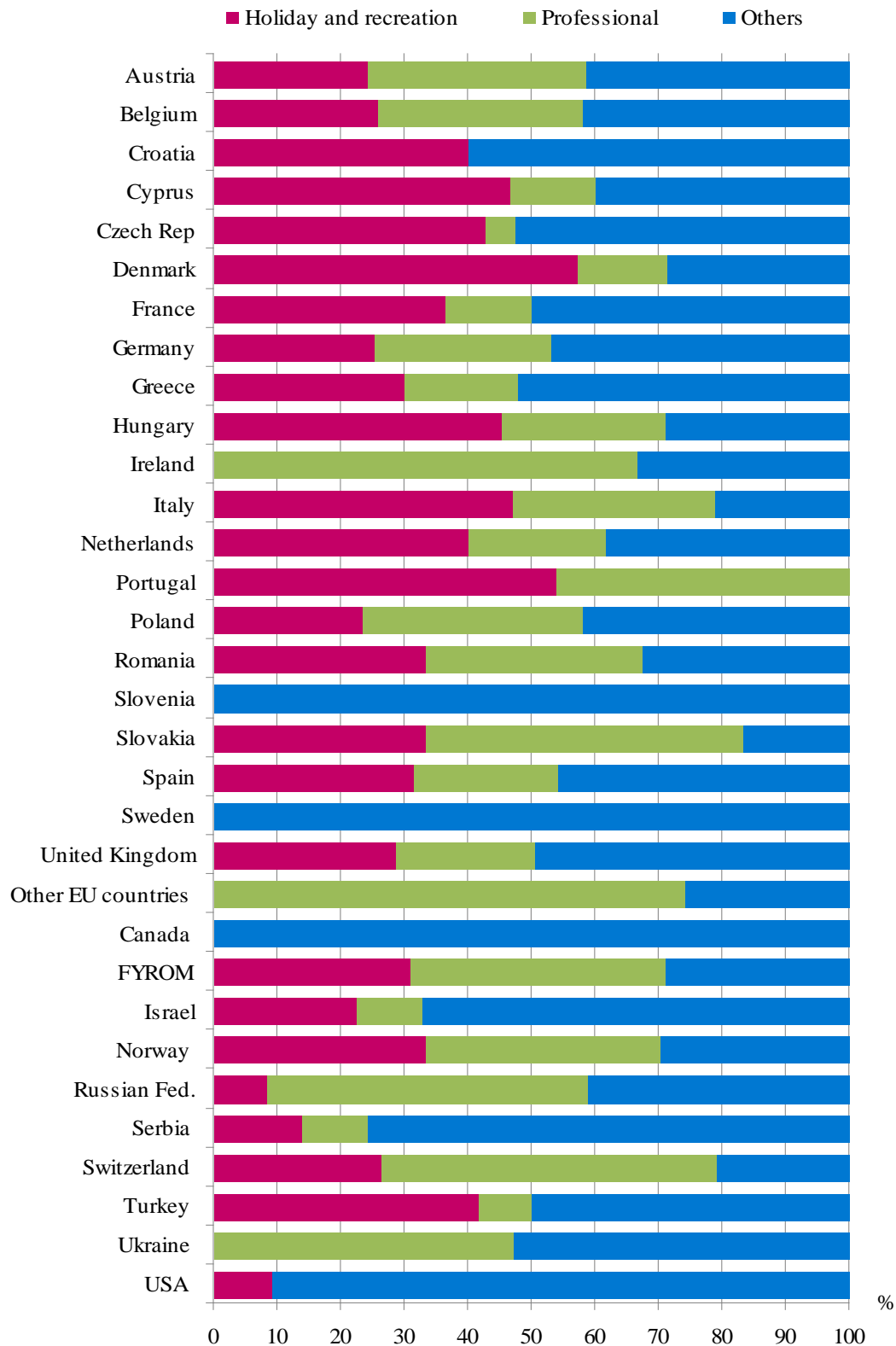


The trips with other purposes (as a guest, education and visit the cultural and sport events) in July 2014 composed the greatest share of the total number of trips of Bulgarian residents abroad - 47.3%, followed by the trips with holiday and recreation purposes - 32.4%, and with professional purpose - 20.3%. In comparison with July 2013 an increase was registered in the trips with professional purposes - by 24.2%, a decrease in these with holiday and recreation purpose - by 6.2% and with other purposes remained approximately at the same level.

In July 2014, the trips with other purposes formed 75.9% of all trips to Serbia, 52.2% to Greece and 50.0% to Turkey. The trips to Russian Federation with professional purpose were 50.8%, as these to Portugal and Italy with holiday and recreation purpose were 54.0 and 47.0% respectively of all trips of Bulgarian residents to these countries (Figure 2).



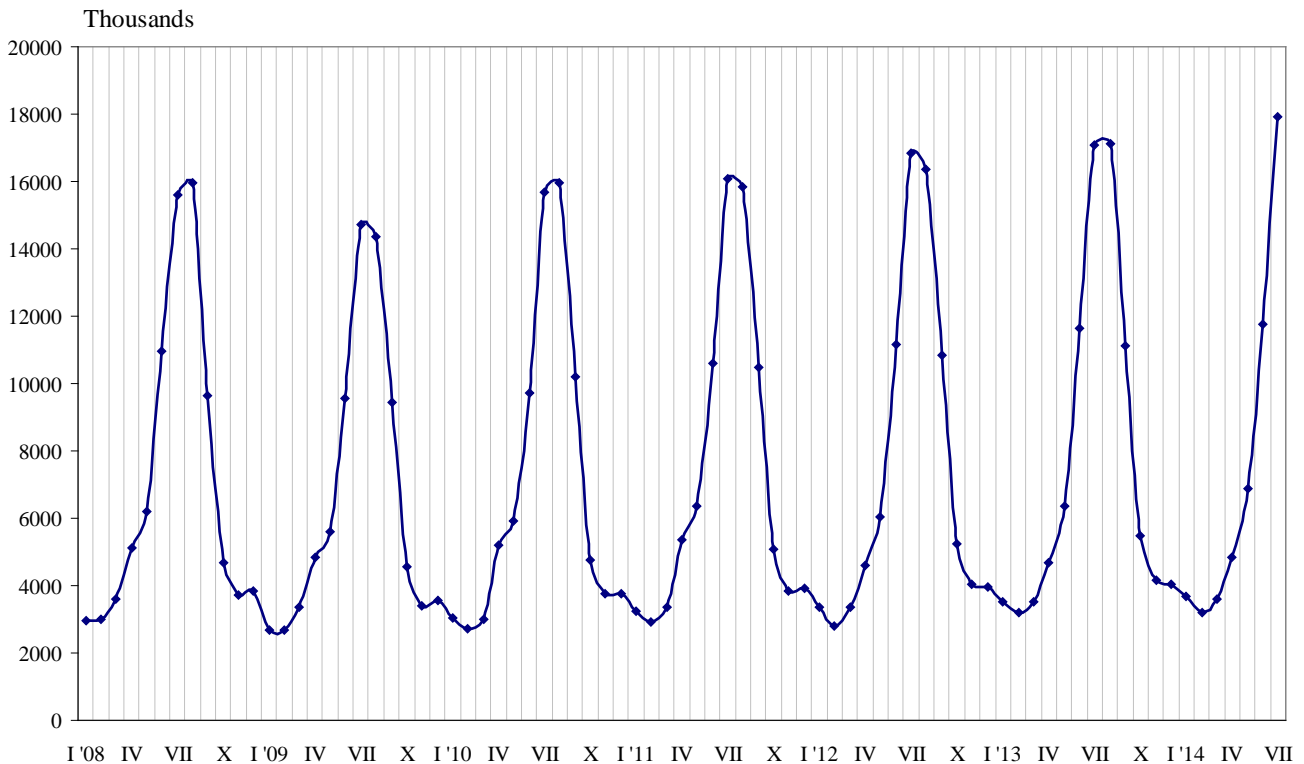
Figure 2. Structure of the trips of Bulgarian residents abroad by purpose of visit and country of destination in July 2014





In July 2014, the number of arrivals of visitors from abroad to Bulgaria was 1 792.5 thousands or by 4.9% above the level of July 2013 (Figure 3). An increase was registered in the trips with professional purpose - by 54.0% and with other purposes - by 27.5%, while the trips with holiday and recreation purpose decreased by 11.9%.

Figure 3. Arrivals of visitors from abroad to Bulgaria by months



The share of visits of EU citizens was 61.6% of the total number of foreigners' visits to Bulgaria in July 2014 (Annex, Table 2) as in comparison with the same month of the previous year they increased by 3.6%. An increase was registered in the visits of the citizens of the Netherlands - by 35.8%, Germany - by 25.6%, Spain - by 21.1%, Belgium - by 19.7%, and etc. At the same time decreased the visits from Denmark - by 34.7%, the United Kingdom - by 28.2%, Hungary - 22.6%, France - by 17.2%, and etc.

The visits of foreigners in the group "Other European countries"¹ increased by 4.0% as the highest increase was observed in the visits of citizens of Turkey - by 17.3%.

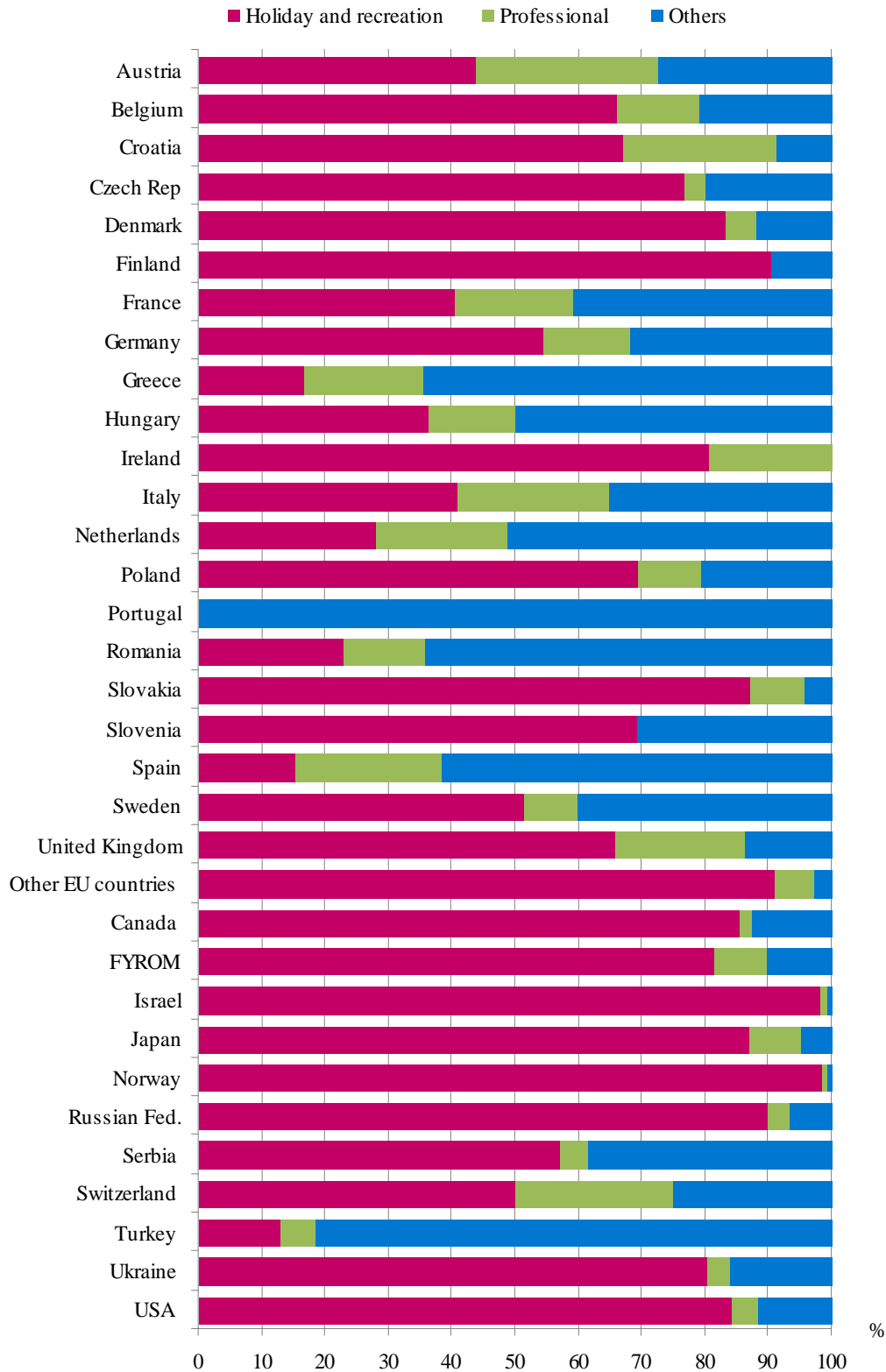
In July 2014, the predominant share of the visits with holiday and recreation purpose was - 52.2%, followed by these with others purposes (including as guest and passing transit) - 37.0% and with professional purpose - 10.8%.

The visits with holiday and recreation purposes formed 90.0% of the arrivals from Russian Federation, 81.3% - from the Former Yugoslav Republic of Macedonia and 80.2% - from Ukraine, as with other purposes were 81.7% of all arrivals from Turkey (Figure 4).

¹ Group "Other European countries" includes countries in Europe outside EU.



Figure 4. Structure of the arrivals of visitors to Bulgaria from abroad by purpose of visit and country of origin in July 2014





Methodological notes

The definitions recommended by the World Tourist Organization and the Methodological manual for tourism by Eurostat are applied by the National Statistical Institute.

In accordance with these definitions **an international tourist** is any person who travels to a country other than his/her permanent residence for at least 24 hours but no more than one year and whose main purpose is not doing any activity for payment.

The purposes of visiting a country are the following:

- Excursion, holiday or entertainment (visits to cultural or historical landmarks, sport events and other);
- Visiting friends and relatives;
- Professional purposes (business trips, participation in conferences, congresses, concluding deals, etc.);
- Other (education, medical treatment, etc.) purposes.

Statistical data on the trips of Bulgarian citizens travelling abroad and visits by foreigners to Bulgaria are obtained on the basis of monthly information received from the Ministry of Interior and sample survey of the National Statistical Institute among Bulgarian and foreign citizens passing through border check points.

Data on the number of the trips of the citizens of the European Union are estimated on the basis of the information obtained from the Ministry of Interior and the airport authorities. Data on the number of citizens from “third countries” are obtained directly from the Ministry of Interior.

Data on the purposes of the trips are obtained on the basis of the NSI’s regular monthly sample survey of passing Bulgarian and foreign citizens through the border check points.



Annex

Table 1

**Trips of Bulgarian residents abroad by purposes of visit
and country of destination in July 2014**

Country of destination	Total	Purpose of visit		
		Holiday and recreation	Professional	Others
				(Number)
Total	453787	146876	92357	214554
EU	240827	74572	58854	107401
Austria	12529	3024	4320	5185
Belgium	2061	532	665	864
Croatia	1385	554	-	831
Cyprus	458	214	61	183
Czech Republic	6289	2696	300	3293
Denmark	1037	593	148	296
Finland	635	159	-	476
France	7663	2786	1045	3832
Germany	49770	12600	13860	23310
Greece	83517	25135	14813	43569
Hungary	3463	1566	895	1002
Ireland	96	-	64	32
Italy	14888	6993	4737	3158
Malta	-	-	-	-
Netherlands	1660	666	357	637
Poland	2279	529	796	954
Portugal	4145	2237	1908	-
Romania	25917	8619	8859	8439
Slovakia	1094	365	547	182
Slovenia	941	-	-	941
Spain	8708	2737	1990	3981
Sweden	1284	-	-	1284
United Kingdom	8932	2567	1951	4414
Other EU countries	2076	-	1538	538
Other European countries	201644	70402	30057	101185
The former Yugoslav Republic of Macedonia	26259	8121	10558	7580
Norway	1108	369	409	330
Russian Federation	7505	615	3814	3076
Serbia	27804	3835	2876	21093
Switzerland	1359	358	716	285
Turkey	137051	57104	11421	68526
Ukraine	558	-	263	295
Other countries	3732	486	167	3079
Canada	766	-	-	766
Israel	1622	364	167	1091
USA	1344	122	-	1222
Rest of the world	7584	1416	3279	2889



Table 2

**Arrivals of visitors from abroad to Bulgaria
by purpose of visit and country of origin in July 2014**

Country of origin	Total	Purpose of visit		
		Holiday and recreation	Professional	Others
Total	1792501	935813	193051	663637
EU	1104806	494053	161615	449138
Austria	44404	19419	12761	12224
Belgium	29955	19809	3865	6281
Croatia	2908	1954	701	253
Cyprus	3054	509	1018	1527
Czech Republic	41400	31764	1428	8208
Denmark	22777	18917	1158	2702
Finland	12265	11078	-	1187
France	36876	14942	6792	15142
Germany	266737	145004	36699	85034
Greece	131433	21696	24951	84786
Hungary	24377	8864	3324	12189
Ireland	3266	2633	633	-
Italy	20256	8294	4816	7146
Malta	-	-	-	-
Netherlands	56688	15807	11856	29025
Poland	74743	51917	7244	15582
Portugal	3579	-	-	3579
Romania	219804	50395	28162	141247
Slovakia	27942	24297	2430	1215
Slovenia	4401	3047	-	1354
Spain	13187	2029	3043	8115
Sweden	15285	7856	1309	6120
United Kingdom	44608	29401	9124	6083
Other EU countries	4861	4421	301	139
Other European countries	524837	314663	24668	185506
The former Yugoslav Republic of Macedonia	39791	32358	3284	4149
Norway	12797	12610	82	105
Russian Federation	167500	150671	5561	11268
Serbia	54439	30997	2410	21032
Switzerland	6567	3287	1623	1657
Turkey	164835	21464	8715	134656
Ukraine	78908	63276	2993	12639
Other countries	38785	35973	839	1973
Canada	3177	2720	57	400
Israel	23239	22806	241	192
Japan	1051	916	84	51
USA	11318	9531	457	1330
Rest of the world	124073	91124	5929	27020