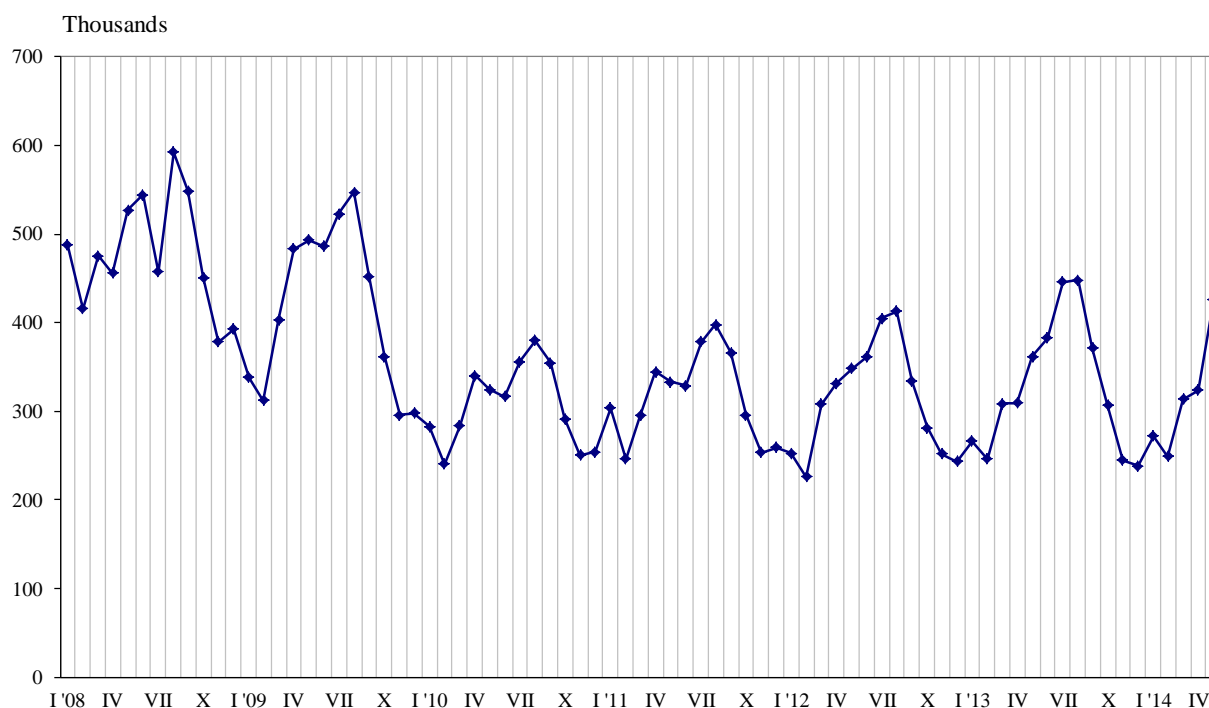




## TRIPS OF BULGARIAN RESIDENTS ABROAD AND ARRIVALS OF VISITORS FROM ABROAD TO BULGARIA IN MAY 2014

In May 2014, the number of the trips of Bulgarian residents abroad was 427.5 thousand or by 18.1% above the registered in May 2013 (Figure 1). In comparison with the same month of the previous year an increase was observed in the total number of the trips of Bulgarians to: Spain - by 46.7%, the United Kingdom - by 45.0%, Greece - by 41.7%, France - by 34.4%, Italy - by 30.8%, Romania - by 29.6%, Austria - by 19.8%, Turkey - by 12.6% and etc. At the same time a decrease was observed in the total number of the trips of Bulgarians to: Russian Federation - by 57.3%, Germany - by 26.4%, Czech Republic - by 22.5%, Serbia - by 10.5%, and etc. (Annex, Table 1).

**Figure 1. Trips of Bulgarian residents abroad by months**

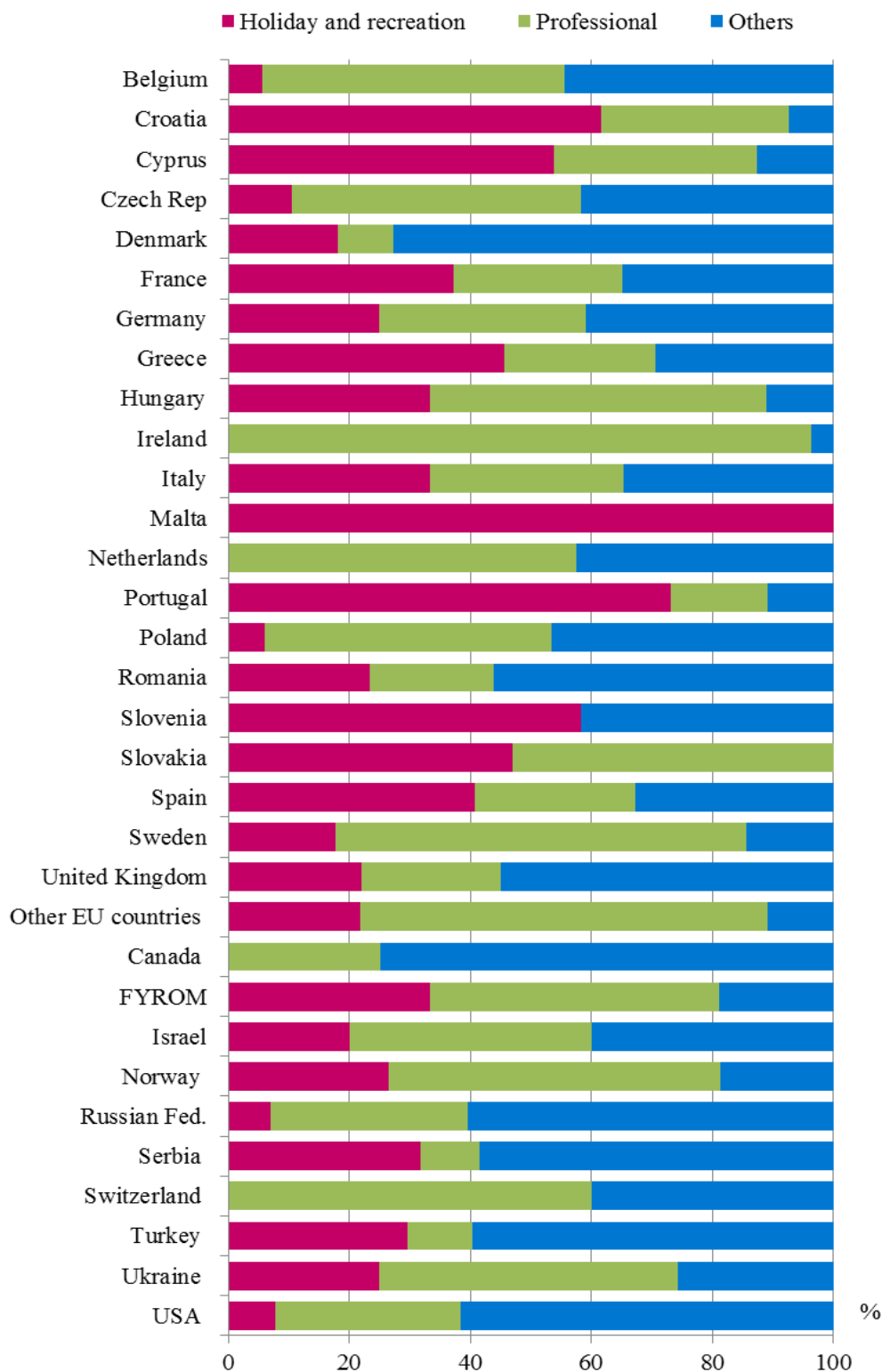


The trips with other purposes (as a guest, education and visit the cultural and sport events) in May 2014 composed the greatest share of the total number of trips of Bulgarian residents abroad - 42.7%, followed by the trips with holiday and recreation purposes - 31.8%, and with professional purpose - 25.5%. In comparison with May 2013 an increase in the trips with all observed purposes was registered, as the trips with professional purpose increased by 34.0% and those for holiday and recreation and with other purposes - by 18.3 and 10.2% respectively.

In May 2014, the trips with other purposes formed 59.6% of all trips to Turkey, 58.5% - to Serbia, 57.3% to Austria and 56.1% to Romania. The trips to Belgium with professional purpose were 50.0%, as these to Greece and Spain with holiday and recreation purpose were 45.7 and 40.8% respectively of all trips of Bulgarian residents to these countries (Figure 2).



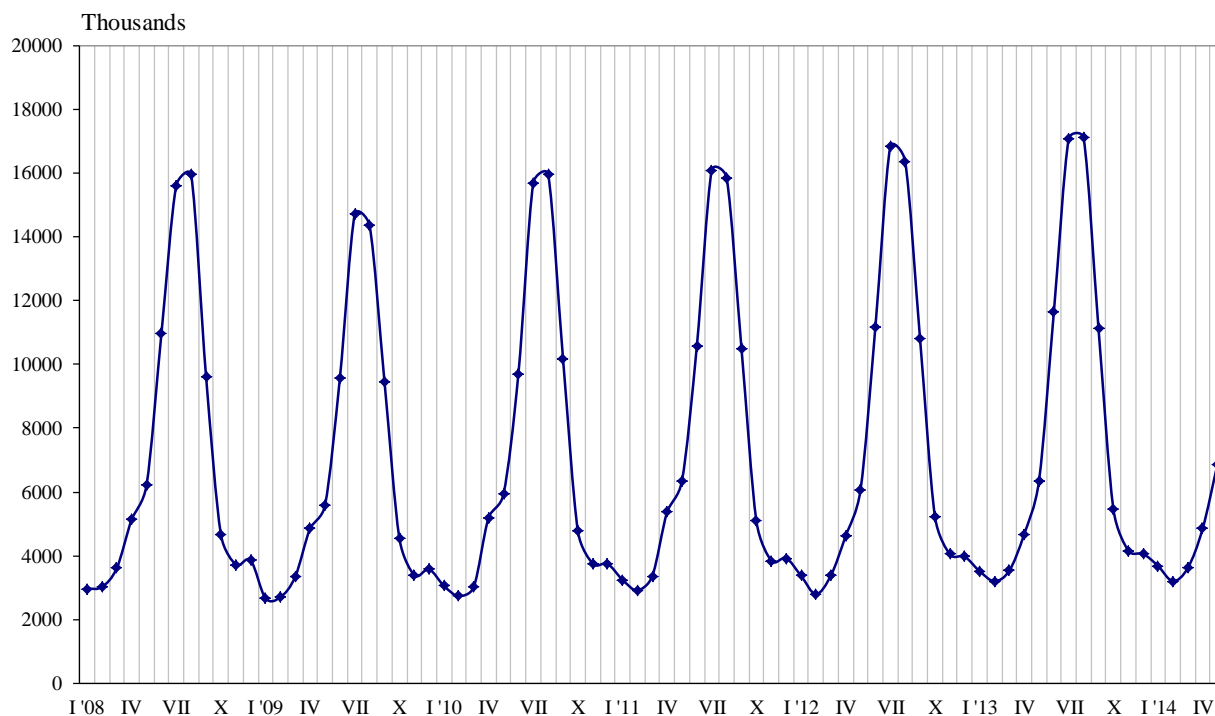
**Figure 2. Structure of the trips of Bulgarian residents abroad by purpose of visit and country of destination in May 2014**





In May 2014, **the number of arrivals of visitors from abroad to Bulgaria** was 678.1 or by 8.2% above the level of May 2013 (Figure 3). An increase was registered in all observed purposes: with professional purpose - by 9.7%, with other purposes - by 8.7% and with holiday and recreation purpose - by 7.4%.

**Figure 3. Arrivals of visitors from abroad to Bulgaria by months**



The share of visits of EU citizens was 62.4% of the total number of foreigners' visits to Bulgaria in May 2014 (Annex, Table 2) as in comparison with the same month of the previous year they increased by 13.6%. An increase was registered in the visits of the citizens of Austria - by 59.9%, Germany - by 44.6%, Italy - by 36.5%, Poland - by 20.6%, United Kingdom - by 15.7%, Romania - by 12.9%, and etc. At the same time decreased the visits from France - by 28.3%, Slovakia - by 8.0%, and etc.

The visits of foreigners in the group "Other European countries"<sup>1</sup> decreased by 3.6% as the highest drop was observed in the visits of citizens of Ukraine, FYROM and Russian Federation - by 17.6, 10.4 and 9.6% respectively.

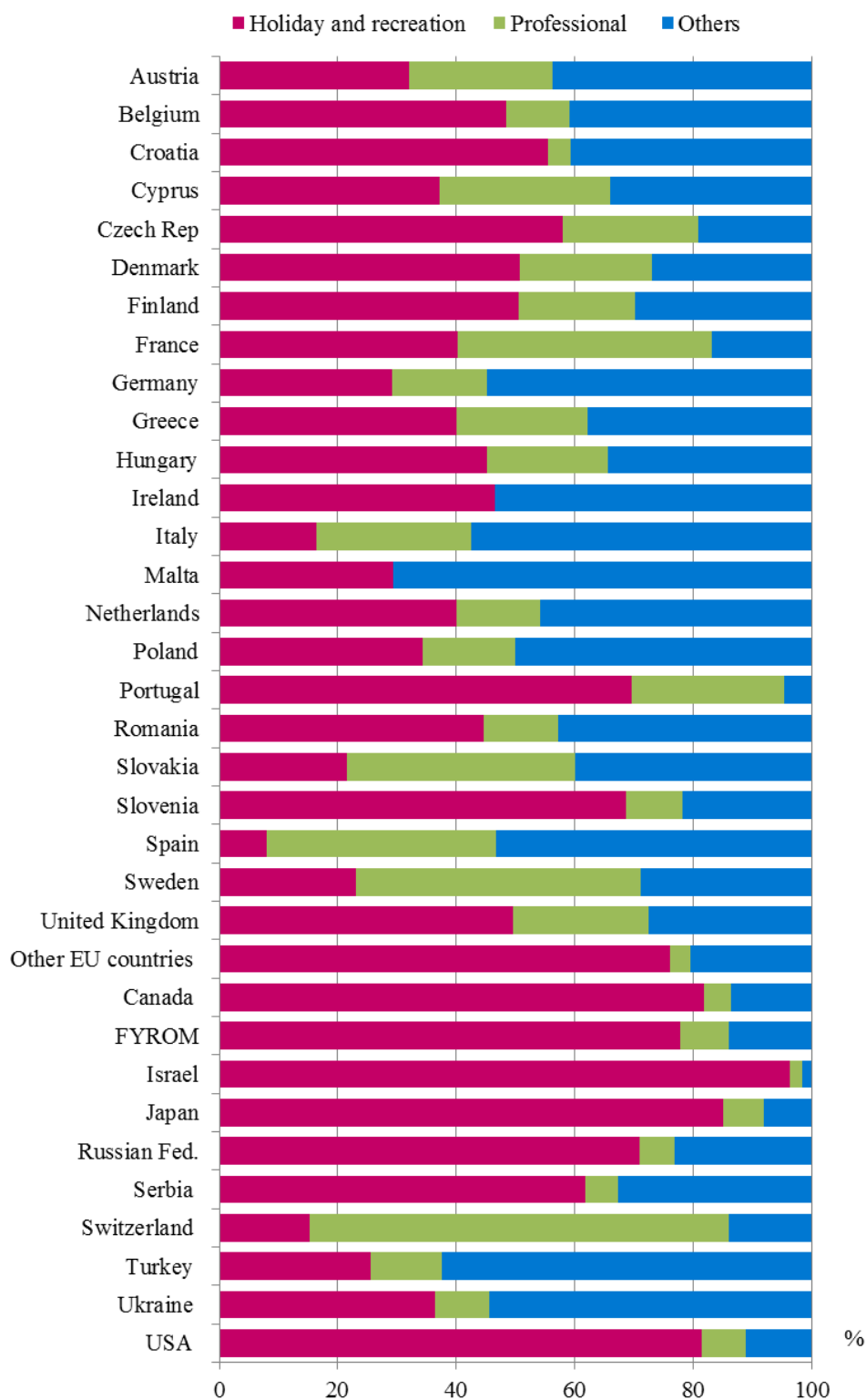
In May 2014, the predominant share of the visits with holiday and recreation purpose was - 44.5%, followed by these with others purposes (including as guest and passing transit) - 40.9% and with professional purpose - 14.6%.

The visits with holiday and recreation purposes formed 77.8% of the arrivals from FYROM, 81.0% - from FYROM, 71.0% - from Russian Federation and 61.9% - from Serbia. The visits with professional purpose were 42.9% of all arrivals from France, as with other purposes were 62.4% of all arrivals from Turkey, 57.4% - from Italy and 54.8% - from Germany (Figure 4).

<sup>1</sup> Group of "Other European countries" includes countries in Europe outside EU.



**Figure 4. Structure of the arrivals of visitors to Bulgaria from abroad by purpose of visit and country of origin in May 2014**





## Methodological notes

The definitions recommended by the World Tourist Organization and the Methodological manual for tourism by Eurostat are applied by the National Statistical Institute.

In accordance with these definitions **an international tourist** is any person who travels to a country other than his/her permanent residence for at least 24 hours but no more than one year and whose main purpose is not doing any activity for payment.

**The purposes of visiting** a country are the following:

- Excursion, holiday or entertainment (visits to cultural or historical landmarks, sport events and other);
- Visiting friends and relatives;
- Professional purposes (business trips, participation in conferences, congresses, concluding deals, etc.);
- Other (education, medical treatment, etc.) purposes.

Statistical data on the trips of Bulgarian citizens travelling abroad and visits by foreigners to Bulgaria are obtained on the basis of monthly information received from the Ministry of Interior and sample survey of the National Statistical Institute among Bulgarian and foreign citizens passing through border check points.

Data on the number of the trips of the citizens of the European Union are estimated on the basis of the information obtained from the Ministry of Interior and the airport authorities. Data on the number of citizens from “third countries” are obtained directly from the Ministry of Interior.

Data on the purposes of the trips are obtained on the basis of the NSI’s regular monthly sample survey of passing Bulgarian and foreign citizens through the border check points.



Annex

Table 1

**Trips of Bulgarian residents abroad by purposes of visit  
and country of destination in May 2014**

Country of destination	Total	Purpose of visit		
		Holiday and recreation	Professional	Others
<b>Total</b>	<b>427504</b>	<b>136126</b>	<b>109035</b>	<b>182343</b>
<b>EU</b>	<b>260050</b>	<b>88043</b>	<b>71884</b>	<b>100123</b>
Austria	13474	2335	3413	7726
Belgium	6104	339	3052	2713
Croatia	1890	1166	583	141
Cyprus	405	218	136	51
Czech Republic	3667	383	1753	1531
Denmark	1339	243	122	974
Finland	-	-	-	-
France	12229	4550	3412	4267
Germany	18561	4640	6328	7593
Greece	104640	47806	26027	30807
Hungary	3094	1031	1719	344
Ireland	382	-	368	14
Italy	16149	5383	5149	5617
Malta	337	337	-	-
Netherlands	3524	-	2028	1496
Poland	3487	210	1651	1626
Portugal	2716	1985	435	296
Romania	43121	10075	8866	24180
Slovakia	204	96	108	-
Slovenia	432	252	-	180
Spain	9025	3681	2393	2951
Sweden	955	169	649	137
United Kingdom	13436	2952	3100	7384
Other EU countries	879	192	592	95
<b>Other European countries</b>	<b>154112</b>	<b>46244</b>	<b>31527</b>	<b>76341</b>
The former Yugoslav Republic of Macedonia	35178	11726	16807	6645
Norway	602	160	330	112
Russian Federation	3510	245	1142	2123
Serbia	22968	7282	2240	13446
Switzerland	783	-	470	313
Turkey	89378	26410	9701	53267
Ukraine	1693	421	837	435
<b>Other countries</b>	<b>8928</b>	<b>1373</b>	<b>3262</b>	<b>4293</b>
Canada	575	-	144	431
Israel	5937	1187	2375	2375
USA	2416	186	743	1487
<b>Rest of the world</b>	<b>4414</b>	<b>466</b>	<b>2362</b>	<b>1586</b>



Table 2

**Arrivals of visitors from abroad to Bulgaria  
by purpose of visit and country of origin in May 2014**

(Number)

Country of origin	Total	Purpose of visit		
		Holiday and recreation	Professional	Others
<b>TOTAL</b>	<b>687106</b>	<b>305750</b>	<b>100549</b>	<b>280807</b>
<b>EU</b>	<b>428737</b>	<b>173272</b>	<b>76564</b>	<b>178901</b>
Austria	17804	5723	4290	7791
Belgium	6241	3024	672	2545
Croatia	1745	969	68	708
Cyprus	1752	653	504	595
Czech Republic	4636	2692	1054	890
Denmark	1983	1008	440	535
Finland	1369	692	268	409
France	6498	2610	2790	1098
Germany	48057	14056	7649	26352
Greece	101330	40551	22401	38378
Hungary	5180	2338	1063	1779
Ireland	1624	756	-	868
Italy	12232	2016	3192	7024
Malta	238	70	-	168
Netherlands	5429	2176	770	2483
Poland	10854	3731	1692	5431
Portugal	527	367	136	24
Romania	166856	74366	21110	71380
Slovakia	2560	553	987	1020
Slovenia	1354	930	130	294
Spain	4150	336	1602	2212
Sweden	2332	540	1120	672
United Kingdom	19331	9575	4458	5298
Other EU countries	4655	3540	168	947
<b>Other European countries</b>	<b>197121</b>	<b>96946</b>	<b>18368</b>	<b>81807</b>
The former Yugoslav Republic of Macedonia	31839	24777	2641	4421
Norway	605	364	140	101
Russian Federation	34494	24489	2047	7958
Serbia	33982	21036	1827	11119
Switzerland	1121	170	795	156
Turkey	79046	20261	9448	49337
Ukraine	16034	5849	1470	8715
<b>Other countries</b>	<b>21860</b>	<b>19358</b>	<b>1023</b>	<b>1479</b>
Canada	1817	1486	86	245
Israel	9977	9613	202	162
Japan	1437	1222	99	116
USA	8629	7037	636	956
<b>Rest of the world</b>	<b>39388</b>	<b>16174</b>	<b>4594</b>	<b>18620</b>